



Parts Manual

Models

TH414,

TH514,

TH417

S/N TBZ00100 & After
S/N TBW00100 & After
S/N TBT00100 & After

31200488

Revised
September 24, 2010

EFFECTIVITY PAGE

August 15, 2008 - A - Original Issue Of Manual

March 13, 2009 - B - Revised Manual

December 4, 2009 - C - Revised Manual

April 9, 2010 - D - Revised Manual

September 24, 2010 - E - Revised Manual

EFFECTIVITY PAGE

TABLE OF CONTENTS

FIGURE NO.	TITLE	PAGE NO.
SECTION 1 –		
FRAME & ATTACHING PARTS		1-1
1-1	Frame Shrouding & Trim	1-2
1-2	Frame Shrouding & Trim - Engine Pod Installation	1-6
1-3	Axle & Wheel Mounting	1-8
1-4	Outrigger Installation	1-10
1-5	Hitches	1-12
SECTION 2 –		
BOOM		2-1
2-1	Boom Assembly Components	2-2
2-2	Boom Chain Assembly	2-12
2-3	First Boom Section Assembly	2-16
2-4	Second Boom Section Assembly	2-22
2-5	Third Boom Section Assembly	2-28
2-6	Fourth Boom Section Assembly	2-34
2-7	Quick Coupler & Quick Disconnect Installation	2-36
2-8	Boom Prop Installation	2-40
SECTION 3 –		
ATTACHMENTS		3-1
3-1	Carriage Assembly	3-2
3-2	Forks	3-4
3-3	Side Shift Carriage	3-6
3-4	Rotate/Side Tilt Carriage	3-8
3-5	General Purpose Bucket	3-10
3-6	Multi-Purpose Bucket	3-12
3-7	Material Handling Bucket	3-14
3-8	Grapple Bucket	3-16
3-9	Truss Boom	3-18
3-10	Lifting Hook	3-20
3-11	Platform Installations	3-22
3-12	THP18s Platform Installation	3-24
3-13	THP45s Platform Installation	3-30
3-14	Console Box Assembly	3-36
SECTION 4 –		
ENGINE & ATTACHING PARTS		4-1
4-1	Engine & Transmission Installation	4-2
4-2	CAT Engine	4-6
4-3	Fuel Line Installation	4-8
4-4	Fuel Tank Installation	4-10
4-5	Radiator Installation	4-12
4-6	Air Cleaner Installation	4-16

TABLE OF CONTENTS

FIGURE NO.	TITLE	PAGE NO.
4-7	Muffler Installation	4-18
4-8	Block Heater Installation	4-20
 SECTION 5 –		
	DRIVE TRAIN	5-1
5-1	Front Axle Assembly	5-2
5-2	Front Axle - Axle Housing	5-4
5-3	Front Axle - Swivel Housing & Steering Cylinder	5-6
5-4	Front Axle - Bevel Gear Set	5-8
5-5	Front Axle - Differential	5-10
5-6	Front Axle - Double U-Joint	5-12
5-7	Front Axle - Brakes	5-14
5-8	Front Axle - Wheel Hub	5-16
5-9	Front Axle - Final Reduction	5-18
5-10	Front Axle - Brake Caliper	5-20
5-11	Rear Axle Assembly	5-22
5-12	Rear Axle - Axle Housing	5-24
5-13	Rear Axle - Swivel Housing & Steering Cylinder	5-26
5-14	Rear Axle - Bevel Gear Set	5-28
5-15	Rear Axle - Differential	5-30
5-16	Rear Axle - Double U-Joint	5-32
5-17	Rear Axle - Wheel Hub	5-34
5-18	Rear Axle - Final Reduction	5-36
5-19	Drive Shaft Installation	5-38
5-20	Remote Grease System Installation	5-40
5-21	Tire & Wheel Installation	5-44
 SECTION 6 –		
	CAB	6-1
6-1	Cab Installation	6-2
6-2	Cab Assembly	6-6
6-3	Interior Installation	6-10
6-4	Cab Door & Window Installation	6-12
6-5	Wiper System	6-16
6-6	Cab Covers & Cab Guards	6-18
6-7	Cloth Mechanical Suspension Seats	6-20
6-8	Cloth Pneumatic Suspension Seats	6-22
6-9	Cab Heater/AC Components	6-24
6-10	Engine Heater/AC Components	6-28
6-11	Heater/AC Unit & Heater/AC Unit Guard Shield	6-32
 SECTION 7 –		
	CONTROLS	7-1
7-1	Joystick	7-2

TABLE OF CONTENTS

FIGURE NO.	TITLE	PAGE NO.
7-2	Steering Column	7-4
7-3	Accelerator Pedal	7-6
7-4	Mechanical Handbrake	7-8
7-5	Brake Installation	7-10
SECTION 8 –		
HYDRAULIC CIRCUITS		8-1
8-1	Supply Circuit	8-2
8-2	Dump Circuit	8-4
8-3	Steer Select	8-8
8-4	Service Brake	8-10
8-5	Lift Cylinder	8-12
8-6	Extend/Retract	8-14
8-7	Tilt & Tilt Compensation	8-20
8-8	Auxiliary Hydraulics	8-28
8-9	Frame Level & Outrigger	8-34
8-10	Platform Hydraulics	8-36
SECTION 9 –		
HYDRAULIC COMPONENTS		9-1
9-1	Lift Cylinder	9-2
9-2	Extend/Retract Cylinder	9-6
9-3	Tilt Cylinder	9-12
9-4	Compensation Cylinder	9-16
9-5	Frame Level Cylinder	9-24
9-6	Outrigger Cylinder	9-26
9-7	Quick Coupler Cylinder	9-28
9-8	Platform Rotate Cylinder	9-30
9-9	Main Control Valve	9-32
9-10	Piston Pump	9-36
9-11	Steering Select Valve	9-38
9-12	Hydraulic Tank Installation	9-40
9-13	Diverter Valve	9-42
9-14	Outrigger & Frame Level Valve	9-44
9-15	Double Pilot Check Valve	9-46
SECTION 10 –		
ELECTRICAL		10-1
10-1	Engine & Transmission Electronic Installation	10-2
10-2	Cab Electronic Installation	10-6
10-3	Cab Switches	10-10
10-4	Boom & Frame Electrical Installation	10-12
10-5	Worklight & License Plate Light Installations	10-16
10-6	Driving Light Installation	10-18

TABLE OF CONTENTS

FIGURE NO.	TITLE	PAGE NO.
10-7	Frame Electronic Installation - If Equipped For Platform	10-20
10-8	Engine Harness	10-24
10-9	Cab Floor Harness	10-26
10-10	Cab Roof Harness	10-32
10-11	Transmission Harness	10-34
10-12	Front Frame Harness	10-36
10-13	Rear Frame Harness	10-38
10-14	Boom Worklight Harness	10-42
10-15	Auxiliary Hydraulic Harness	10-44
10-16	LMIS Installation	10-46
10-17	LMIS Beacon Installation	10-50
10-18	LMIS Harness	10-52
 SECTION 11 –		
	DECALS	11-1
11-1	Cab & Frame Decals	11-2
11-2	Boom Decals	11-10
11-3	Platform Decals	11-12
 SECTION 12 –		
	MAINTENANCE PARTS LIST	12-1
 SECTION 13 – PART NUMBER INDEX		
		13-1

SMCS CODES - TELEHANDLER

1350 ENGINE COOLING SYSTEM

1351 RADIATOR & OIL COOLER
1353 RADIATOR
1354 EXPANSION TANK
1360 FAN GUARD
1374 HYDRAULIC OIL COOLER
1375 TORQUE CONVERTER / TRANSMISSION OIL COOLER
1380 COOLANT HOSE / LINES
1381 RADIATOR AND GUARD
1382 RADIATOR CAP
1384 ENGINE COOLANT HEATER
1386 HYDRAULIC FAN MOTOR
1387 HYDRAULIC FAN PUMP
1395 ENGINE COOLANT

1400 ELECTRICAL SYSTEM

1401 BATTERY
1402 BATTERY CABLE
1408 WIRING HARNESS
1416 START SWITCH
1417 FUSE / CIRCUIT BREAKER PANEL
1428 BACKUP LIGHT(S)
1429 LIGHT(S)
1430 DIRECTIONAL LIGHT
1431 BEACON LIGHT(S)
1432 STOP /LIGHT / TAILLIGHT
1434 CAB LIGHT
1434 FLOODLIGHT

OTHER ENGINE COMPONENTS

1801 ENGINE SOUND SUPPRESSION
1802 REFRIGERANT COMPRESSOR
1805 REFRIGERANT CONDENSER
1807 AIR CONDITIONER COMPRESSOR DRIVE
1808 AIR CONDITIONER LINES
1810 RADIATOR & REFRIGERANT CONDENSER
1812 HEATER / HOSE LINES
1813 RADIATOR HOSE

3000 TRANSMISSION & DRIVE LINE

3013 AXLE ARRANGEMENT
3020 DRIVE & STEERING AXLE
3061 TRANSMISSION GEARS
3063 TRANSMISSION SHAFT
3064 TRANSMISSION CASE
3065 TRANSMISSION CONTROL
3066 TRANSMISSION OIL PUMP
3067 TRANSMISSION OIL FILTER
3068 TRANSMISSION OIL FILTER BASE
3075 TRANSMISSION OUTPUT GEARS
3080 TRANSMISSION OIL
3081 TRANSMISSION OIL LEVEL
3082 TRANSMISSION MOUNT

3100 TORQUE CONVERTER, TORQUE DIVIDER, RETARDER

3101 TORQUE CONVERTER
3115 TORQUE CONVERTER/TRANSMISSION SCAVENGE PUMP
3133 TORQUE CONVERTER RELIEF VALVE
3139 MODULATING VALVE
3141 TORQUE CONVERTER SPEED SENSOR

3030 POWER SHIFT / HYDROSTATIC TRANSMISSION

3063 TRANSMISSION SHAFT
3064 TRANSMISSION CASE
3065 HYDROSTATIC CONTROL LINKAGE (EXTERNAL)
3066 POWER SHIFT TRANSMISSION OIL PUMP
3067 HYDROSTATIC TRANSMISSION OIL FILTER
3073 HYDROSTATIC MAIN CONTROL VALVE
3151 TRANSMISSION GOVERNOR
3154 TRANSMISSION LINES/HOSES
3155 TRANSMISSION CLUTCH
3157 TRANSMISSION SELECTOR VALVE
3159 TRANSFER GEARS
3160 TRANSMISSION PLANETARY
3167 TRANSMISSION HYDRAULIC CONTROL
3168 TRANSMISSION ELECTRONIC CONTROL
3174 SHIFT SOLENOID
3175 TRANSMISSION SPEED SENSOR

SMCS CODES - TELEHANDLER

3181 TRANSMISSION NEUTRALIZER CONTROL VALVE
3182 TRANSMISSION LUBRICATION RELIEF VALVE
3184 TRANSMISSION OIL COOLER BYPASS VALVE
3186 TRANSMISSION PLANET CARRIER
3187 TRANSMISSION CARRIER THRUST DISC/PLATE
3190 TRANSMISSION CLUTCH PLATE
3191 TRANSMISSION NEUTRALIZER
3194 TRANSMISSION TEMPERATURE SENSOR
3202 TRANSMISSION FLOW CONTROL VALVE
3203 DRIVE PUMP
3204 CHARGE PUMP
3205 SERVO CONTROL VALVE
3206 MANIFOLD/METERING VALVE
3207 SERVO CYLINDER
3210 HIGH PRESSURE RELIEF VALVE
3213 CHARGE & MAIN RELIEF VALVE
3214 SYNCHRONIZING VALVE
3215 POWER UNIT CONTROL LINKAGE
3216 TRANSMISSION UNDERSPEED/OVERSPEEDVALVE
3219 TRANSMISSION PILOT OVERSPEED VALVE
3220 TRAVEL SPEED CONTROL VALVE
3221 HYDROSTATIC POWER CASE
3222 PUMP HEAD
3223 TRANSMISSION UNDERSPEED OVERRIDE VALVE
3225 TRAVEL ELECTRONIC CONTROL
3226 DOWNSHIFT INHIBITOR

3250 DRIVE LINE/DRIVE AXLE
3251 UNIVERSAL JOINT
3252 FLEXIBLE COUPLING
3253 DRIVE SHAFT
3254 DRIVE LINE PINION
3256 BEVEL GEAR/SHAFT
3257 BEVEL GEAR SHAFT BEARING
3258 DIFFERENTIAL
3259 AXLE SHAFT
3260 AXLE HOUSING ASSEMBLY
3263 LIMITED SLIP DIFFERENTIAL
3267 DRIVE SHAFT SUPPORT
3268 AXLE HOUSING SUPPORT/TRUNNION

3269 PINION HOUSING
3274 CONSTANT VELOCITY UNIVERSAL JOINT
3275 DRIVE LINE BRAKE
3276 DRIVE LINE BRAKE DISC
3278 DRIVE AXLE
3281 BEVEL GEAR CASE
3282 AXLE
3283 DIFFERENTIAL CASE
3284 DIFFERENTIAL CARRIER

4000 DRIVE TRAIN

4004 BRAKE & AXLE
4005 STEERING & BRAKING SYSTEM

4050 FINAL DRIVE

4051 FINAL DRIVE & WHEEL
4052 FINAL DRIVE SEAL
4053 DRIVE AXLE HUB/GEAR ASSEMBLY
4054 FINAL DRIVE HUB
4055 FINAL DRIVE GEARS
4056 FINAL DRIVE - DRIVE SHAFT
4057 FINAL DRIVE PINION FLANGE
4059 FINAL DRIVE CASE/BORE
4084 FINAL DRIVE PLANETARY CARRIERS, HUB & RING GEAR
4091 FINAL DRIVE PINION
4092 PLANETARY FINAL DRIVE CARRIER
4093 FINAL DRIVE PLANETARY CARRIER THRUST SURFACE
4094 FINAL DRIVE PINION & FLANGE

4200 WHEEL & TIRE

4201 WHEEL
4202 RIM & TIRE
4203 TIRE
4208 WHEEL ASSEMBLY
4209 WHEEL RIM
4210 WHEEL STUD/BOLT/NUT
4220 MUD GUARD
4233 STEER TIRE, PNEUMATIC

SMCS CODES - TELEHANDLER

4250 BRAKING SYSTEM

4251 SERVICE BRAKE
4255 BRAKE DISC
4256 BRAKE CALIPER, HEAD ASSEMBLY
4257 BRAKE LINES
4258 BRAKE MASTER CYLINDER
4262 BRAKE ACTUATOR
4265 SERVICE BRAKE CONTROL VALVE
4267 PARKING BRAKE
4269 SERVICE BRAKE CONTROL
4273 FRICTION PADS
4282 PARKING/SECONDARY BRAKE CONTROL VALVE
4284 PARKING BRAKE CONTROL
4291 BRAKE HYDRAULIC RESERVOIR

4300 STEERING SYSTEM

4301 STEERING GEAR
4303 STEERING CYLINDER
4307 STEERING VALVE
4309 STEERING WHEEL
430S STEERING SENSOR
4310 STEERING COLUMN
4312 STEERING METERING PUMP
4313 STEERING AXLE
4314 KINGPIN
4318 TIE ROD
4321 STEERING KNUCKLE
4322 STEERING RELIEF VALVE
4329 TIE ROD END
4338 ADJUSTABLE STEERING COLUMN
4349 STEERING SELECTOR & PRESSURE CONTROL VALVE

4350 HYDROSTATIC DRIVE

4351 HYDRAULIC PROPEL/DRIVE MOTOR
4352 DRIVE CONTROL VALVE
4267 HYDROSTATIC DRIVE PARKING BRAKE
4354 BRAKE RELEASE PUMP
4355 HYDROSTATIC DRIVE GEAR REDUCER
4356 BRAKE & SHIFT VALVE

5000 IMPLEMENT CONTROLS

5001 IMPLEMENT CONTROL LOCK
5002 HYDRAULIC & FUEL TANK
5004 RIDE CONTROL SYSTEM
5005 AUXILIARY HYDRAULIC CIRCUIT

5050 HYDRAULIC SYSTEM

5051 HYDRAULIC CONTROL VALVE
5056 HYDRAULIC TANK
5057 HYDRAULIC HOSES/LINES
5059 PILOT CONTROL VALVE
505C PISTON CYLINDER
5063 IMPLEMENT CONTROL
5068 HYDRAULIC OIL FILTER
5069 MAIN SYSTEM RELIEF VALVE
506P IMPLEMENT PRIORITY VALVE
5070 PISTON PUMP
5071 HYDRAULIC OIL COOLER BYPASS VALVE
5072 PILOT SYSTEM RELIEF VALVE
5084 IMPLEMENT PUMP
5086 COMPENSATOR VALVE
5093 HYDRAULIC FILTER BYPASS VALVE
5095 HYDRAULIC OIL
509T HYDRAULIC OIL TEMPERATURE SENSOR

5100 LIFT, TILT, TIP & OTHER CONTROLS

5102 LIFT/HOIST CYLINDER
5103 LIFT CYLINDER TRUNNION
5104 TILT CYLINDER
5106 TIP CYLINDER
5116 ATTACHMENT CYLINDER
5130 LOCK VALVE
5141 HITCH LIFT CYLINDER
5144 FRAME LEVEL VALVE
5486 EXTENSION CYLINDER

SMCS CODES - TELEHANDLER

5700 IMPLEMENT ELECTRONIC CONTROLS

5701 IMPLEMENT ELECTRONIC CONTROL MODULE
(PREPROGRAMMED)
5702 IMPLEMENT HYDRAULIC ELECTRONIC CONTROL
5705 JOYSTICK
5734 HYDRAULIC SYSTEM WIRING HARNESS
5735 FRAME LEVEL CONTROL

5800 OTHER CONTROLS

5804 SIDESHIFT CYLINDER
5811 LOAD CONTROL VALVE
5816 COMPENSATING CYLINDER
5823 FORK LEVEL CYLINDER

6400 MATERIAL HANDLING ATTACHMENTS

6402 STANDARD CARRIAGE
6404 LIFT CHAIN
6405 LIFT FORK
6408 ROTATING CARRIAGE
6409 WIDE CARRIAGE
6416 BALE CLAMP
6425 SIDESHIFT CARRIAGE
6459 LIFTING HOOK
6460 TELESCOPING BOOM
6461 MAN BASKET

7050 FRAME

7051 MAIN FRAME
7056 COUNTERWEIGHT
7059 FUEL TANK, SEAT & FRAME
7078 FRAME LEVEL CYLINDER

7100 HITCH

7105 FIXED DRAWBAR
7116 HITCH/TOW PIN

7150 GUARD

7151 CRANKCASE GUARD
7154 ENGINE GUARD
7155 RADIATOR GUARD
7159 OVERHEAD GUARD

7165 CAB/CANOPY SCREEN

7170 RADIATOR GRILLE
7177 ROPS ROLL BAR
7192 WHEEL CHOCK

7200 SUSPENSION

7221 OUTRIGGER

7250 BODY

7251 HOOD
7252 FENDER
7253 PLATFORM/DECK
7257 BATTERY BOX/SUPPORT
7261 PLATFORM SOUND SUPPRESSION
7262 FIREWALL
7263 ENGINE ENCLOSURE
7264 ROPS MOUNT REAR SUPPORT
7265 FLOORPLATE
7266 ROPS MOUNT
7267 BODY PANEL
726A ACCESS PANEL
726M FLOORMAT
7272 RADIATOR ENCLOSURE/SHROUD
7273 COMPARTMENT DOOR
7276 MACHINE ENCLOSURE

7300 OPERATOR STATION

7301 CAB
7302 CANOPY
7304 CAB HEATER
7305 WINDSHIELD WIPER
7306 WINDSHIELD WASHER
7307 SEAT/ARM CUSHION
7308 CAB DOOR
7309 HEATER & AIR CONDITIONER
7310 WINDOW GLASS
7312 SEAT ASSEMBLY
7314 DASH
7316 CAB AIR FAN
7319 MIRROR

SMCS CODES - TELEHANDLER

731S SEAT AIR COMPRESSOR

7320 AIR CONDITIONER

7321 SEAT FRAME

7322 AIR CONDITIONER RECEIVER/DRYER

7323 ROPS/FOPS CANOPY

7324 SUSPENSION SEAT

7325 ROPS/FOPS CAB

7327 SEAT BELT

7329 CAB LINER/SOUND SUPPRESSION

7330 CANOPY SOUND SUPPRESSION

7332 ELECTRIC SWITCH (MANUAL)

7338 RADIO

7340 WINDSHIELD

7342 CAB AIR FILTER

7400 PROTECTION DEVICES, ALARMS & INDICATORS

7402 WARNING HORN

7405 INSTRUCTION/WARNING PLATE/FILM

7406 BACK-UP ALARM

7407 ACTION ALARM

7420 LOW COOLANT TEMPERATURE ALARM

7421 LOW ENGINE OIL PRESSURE SHUTOFF

7431 WARNING/INDICATOR LIGHT

7450 GAUGES & INDICATORS

7451 INSTRUMENT PANEL/CONTROL PANEL

7452 AIR FILTER INDICATOR

7453 ENGINE COOLANT TEMPERATURE GAUGE

7455 ENGINE OIL PRESSURE GAUGE

7459 TRANSMISSION GEAR/SHIFT INDICATOR

7462 TACHOMETER

7463 SPEEDOMETER

7464 ODOMETER

7467 AMMETER

7470 COOLANT LEVEL GAUGE

7475 OIL FILTER INDICATOR

7477 TRANSMISSION/TORQUE CONVERTER
TEMPERATURE GAUGE

7478 SERVICE METER

7479 SIGHT GAUGE

7480 ELECTRIC HOUR METER

7481 FUEL LEVEL GAUGE

7483 LOW FUEL LEVEL INDICATOR

7485 ENGINE LOW OIL PRESSURE INDICATOR

7486 PARKING BRAKE INDICATOR LIGHT

7488 HYDRAULIC OIL TEMPERATURE GAUGE

7490 ELECTRONIC MONITORING SYSTEM/PANEL

7493 GROUND SPEED SENSOR

7496 ALTERNATOR INDICATOR

7500 MAINTENANCE

7501 FIRST SERVICE INTERVAL

7502 SECOND SERVICE INTERVAL

7503 THIRD SERVICE INTERVAL

7504 FOURTH SERVICE INTERVAL

7507 LIFT ARM SUPPORT

751B BATTERY CHARGER

7524 250 SERVICE HOUR MAINTENANCE

7525 500 SERVICE HOUR MAINTENANCE

7526 1000 SERVICE HOUR MAINTENANCE

7527 2000 SERVICE HOUR MAINTENANCE

7534 750 SERVICE HOUR MAINTENANCE

7542 SOS

7550 COMMON SUBJECTS

7551 BEARINGS

7552 GEARS

7553 FASTENERS, CONNECTORS & HARDWARE

7554 HOSES & LINES

7555 SEALS & GASKETS

7556 WIRE

7557 INFORMATION/IDENTIFICATION PLATES &
TRANSFERS

7558 WEAR SLEEVES

7559 PAINTED SURFACES

755R RETAINER SYSTEM

7560 COMPARTMENT FLUID LEVEL

7561 DUO-CONE SEAL

7562 HYDRAULIC CYLINDERS

7569 TROUBLESHOOTING PROCEDURE

756P MAINTENANCE PARTS

7570 PRODUCT UPDATE PROGRAM

SMCS CODES - TELEHANDLER

7571 SOS ENGINE PRODUCT INFORMATION	7771 SOS "URGENT" REPORTS
7573 SOS TRANSMISSION PRODUCT INFORMATION	7851 FUEL FILTER INDICATOR
7574 SOS DRIVE TRAIN PRODUCT INFORMATION	7856 STABILITY INDICATOR
7575 SOS HYDRAULIC PRODUCT INFORMATION	7858 ANGLE INDICATOR
7576 SOS OTHER PRODUCT INFORMATION	7859 ENGINE OIL TEMPERATURE GAUGE
7577 SOS FLUID INFORMATION	7942 PERSONALITY MODULE - UPDATE ELECTRONIC COMPONENTS
7578 SOS FILTER INFORMATION	7950 MISCELLANEOUS
7579 FLUID	79M4 OTHER ADJUSTMENTS
7581 PAINTING & LUBRICATION	
7588 PRE-DELIVERY INSPECTION	
7589 PRE-DELIVERY WARRANTY	
7590 DELIVERY	
7591 FIRST REVISIT	
7592 SECOND REVISIT	
7593 USER ACCEPTANCE/FIELD FOLLOW	
7594 CONTRACT FIELD FOLLOW RECORDS	
7595 GENERAL OVERHAUL (NO FAILURE)	

7600 MACHINE ELECTRONIC CONTROLS & DATA MANAGEMENT SYSTEMS

7606 PRODUCT LINK SYSTEM

7610 PROGRAMMABLE CONTROL

7620 SOFTWARE

7630 INTERLOCK ELECTRONIC CONTROL MODULE

7631 MACHINE SECURITY SYSTEM

7700 SERVICE CLAIM CATEGORIES

7714 ROLL OVER PROTECTION STRUCTURE
DECERTIFIED

7715 ROLL OVER PROTECTION STRUCTURE
RECERTIFIED

7729 HEUI ACTUATION (OIL)

7730 REPAIR PROCEDURE (RP) PROGRAM

7750 DEFECTIVE PARTS STOCK

7751 PRODUCT IMPROVEMENT PROGRAM (PIP)

7752 PARTS STOCK CLAIM

7754 REMANUFACTURED COMPONENT

7755 PRODUCT SUPPORT PROGRAM (PSP)

7756 SERVICE ENGINEERING REQUESTED WORK


7760 INFORMATION RECORD ONLY

7762 DELIVERY DATE/SERVICE FEE

7770 SOS GENERAL INFORMATION

SECTION 1

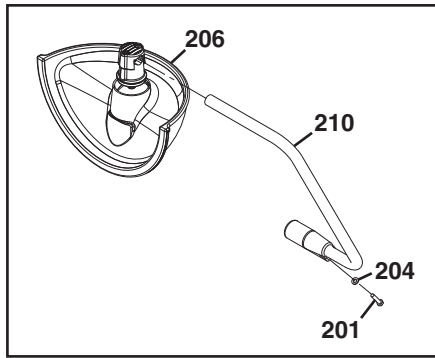
FRAME & ATTACHING PARTS



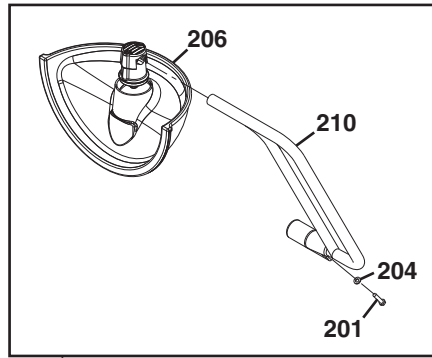


FRAME & ATTACHING PARTS

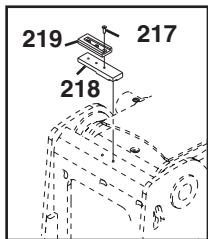
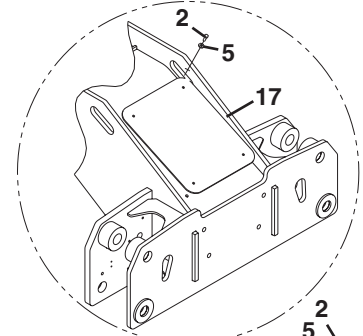
Figure 1-1 Frame Shrouding & Trim



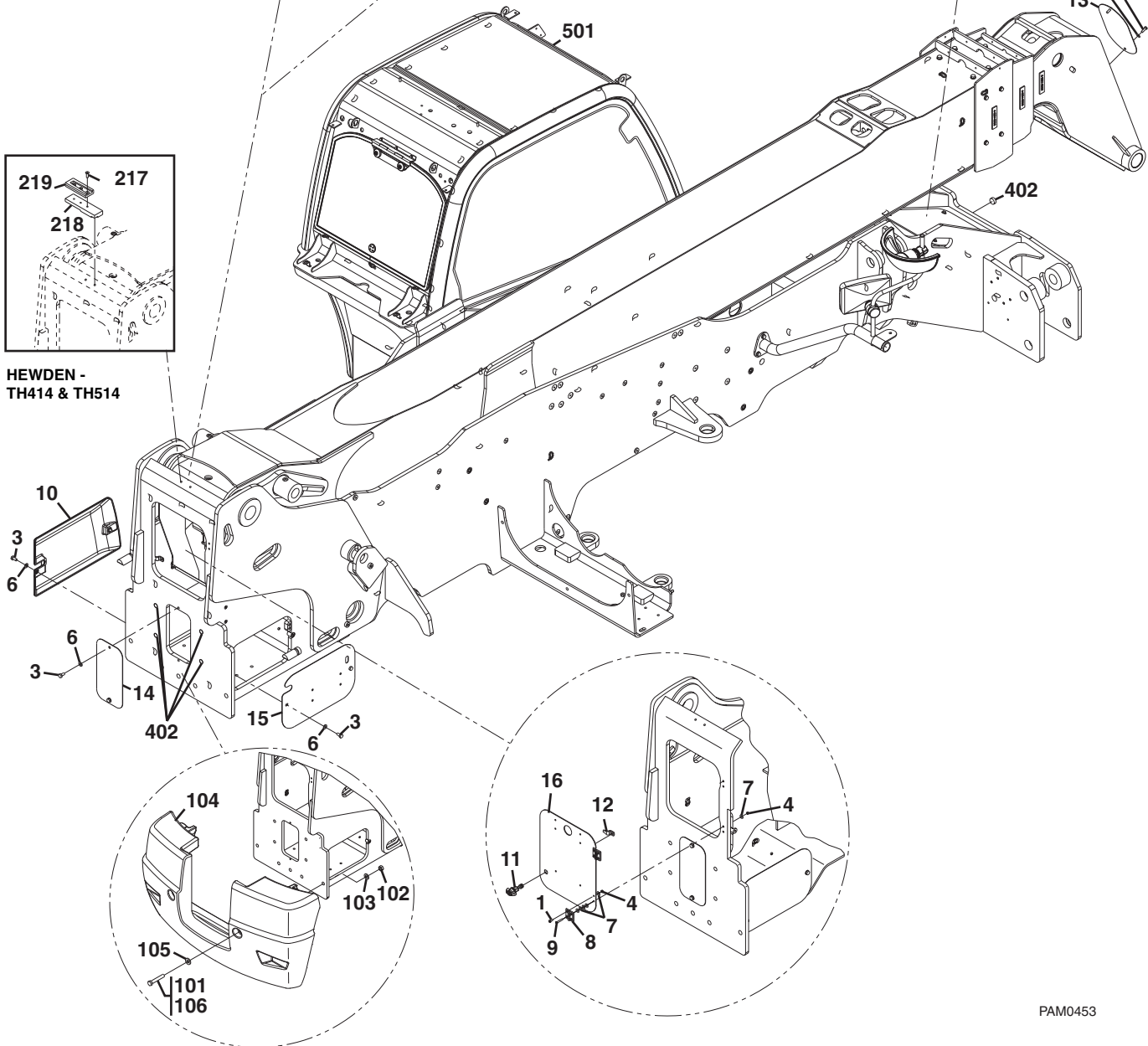
ANSI, CE & AUS



HEWDEN



HEWDEN - TH414 & TH514



PAM0453


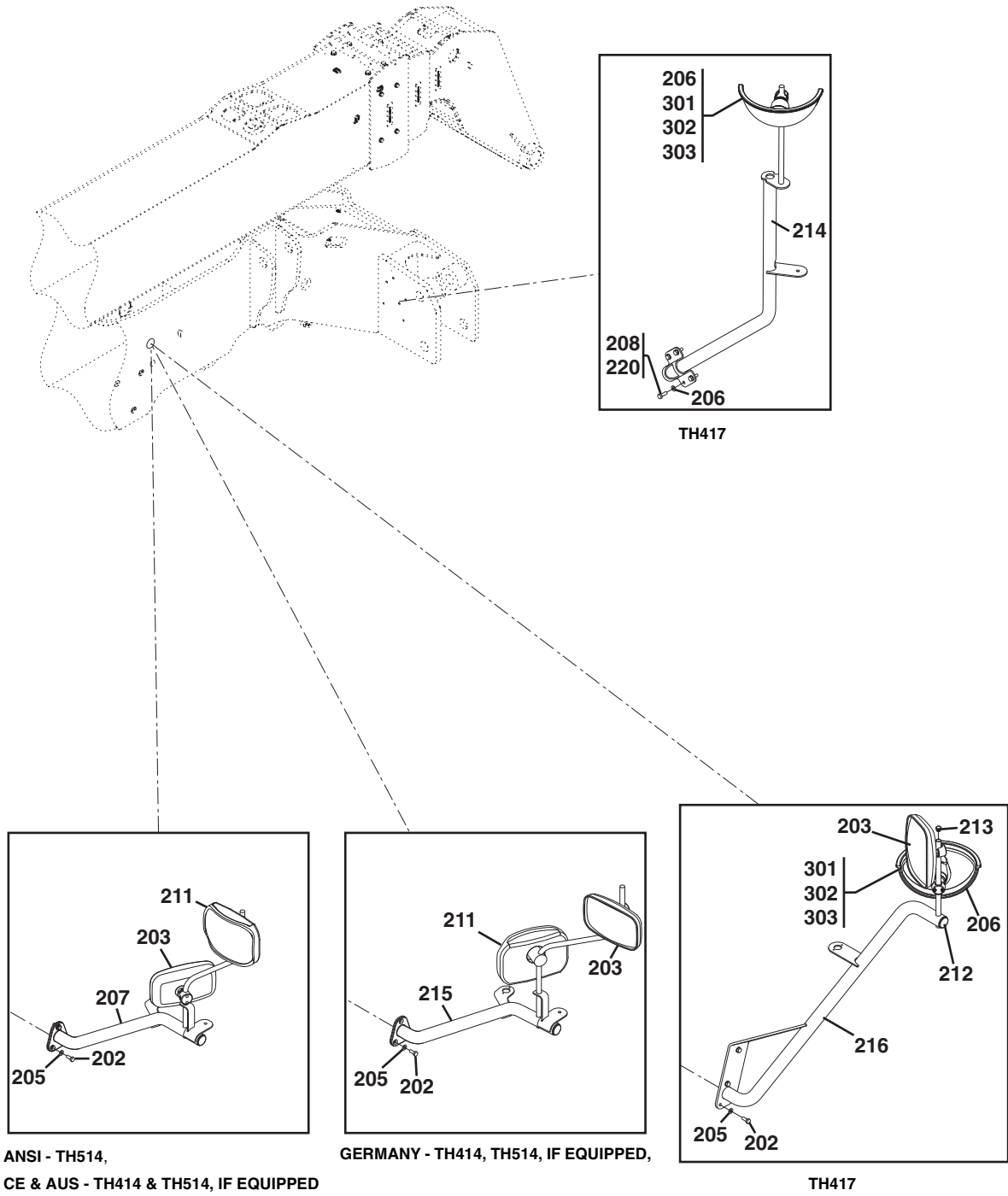


Figure 1-1 Frame Shrouding & Trim



ANSI - TH514,
CE & AUS - TH414 & TH514, IF EQUIPPED

GERMANY - TH414, TH514, IF EQUIPPED,

TH417

PAM3020



FRAME & ATTACHING PARTS

Figure 1-1 Frame Shrouding & Trim

Item	Part Number	Qty.	Description	Rev.
	316-1995	1	HYDRAULIC PANELS, (includes items 1 thru 17)	G
1	112-2095	4	FLAT HD CAPSCREW, M6X20	
2	8T-4908	6	HEX HD CAPSCREW, M8X25, GR8.8	
3	8T-4137	6	HEX HD CAPSCREW, M10X20, GR8.8	
4	303-4779	8	LOCKNUT, M6X1	
5	309-3997	6	WASHER, 8mm	
6	8T-4121	6	WASHER, 10mm	
7	330-6891	24	WASHER, 6mm	
8	323-7261	2	HINGE JOINT	
9		4	SCREW, M6X40mm	
10	214-0978	1	COVER	
11	323-5595	1	LATCH ASSY	
12	323-5596	1	PAWL	
13	316-1983	1	FRONT PANEL	
14	316-1987	1	REAR PANEL	
15	316-1992	1	SIDE PANEL	
16	316-2023	1	REAR HINGED PANEL	
17	237-5087	1	PLATE	
	316-5550	Ref	COUNTERWEIGHT INSTALLATION, (CE - TH414) , (not available to order, see items 101 thru 106 for service)	A
	354-8551	Ref	COUNTERWEIGHT INSTALLATION, (AUS - TH414) , (not available to order, see items 101 thru 106 for service)	A
	316-5551	Ref	COUNTERWEIGHT INSTALLATION, (CE & ANSI - TH514) , (TH417) , (not available to order, see items 101 thru 106 for service)	A
	354-8578	Ref	COUNTERWEIGHT INSTALLATION, (AUS - TH514) , (not available to order, see items 101 thru 106 for service)	A
101	8T-6381	2	HEX HD CAPSCREW, M20X120, GR10.9	
102	6V-7742	2	HEX NUT, M20X2.5	
103	329-7279	2	WASHER, 20mm	
104	209-4899	1	COUNTERWEIGHT, (TH414-CE)	
	346-0763	1	COUNTERWEIGHT, (TH414-AUS)	
	207-5190	1	COUNTERWEIGHT, (TH514-CE & ANSI) , (TH417)	
	346-0764	1	COUNTERWEIGHT, (TH514-AUS)	
105	8T-5439	2	WASHER	
106		AR	CAT THREADLOCK	
	323-7408	Ref	REAR VIEW MIRROR INSTALLATION, (ANSI - TH514) , (CE & AUS - TH414, TH514, if equipped) , (not available for Germany) , (not available to order, see items 201 thru 210 for service)	E
	368-5909	Ref	REAR VIEW MIRROR INSTALLATION, (Germany - TH414 & TH514, if equipped) , (not available to order, see items 201 thru 206, 208 thru 212 & 215 for service)	
	336-7618	Ref	REAR VIEW MIRROR INSTALLATION, (Hewden - TH414 & TH514, if equipped) , (not available to order, see items 201 thru 212 & 217 thru 219 for service)	
	361-8838	Ref	REAR VIEW MIRROR INSTALLATION, (TH417, if equipped) , (not available to order, see items 201 thru 206, 208, 210, 212 thru 214, 216 & 220 for service)	
	361-8841	Ref	REAR VIEW MIRROR INSTALLATION, (Hewden - TH417, if equipped) , (not available to order, see items 201 thru 210, 212 thru 214, 216 & 220 for service)	

FRAME & ATTACHING PARTS



Figure 1-1 Frame Shrouding & Trim (Continued)

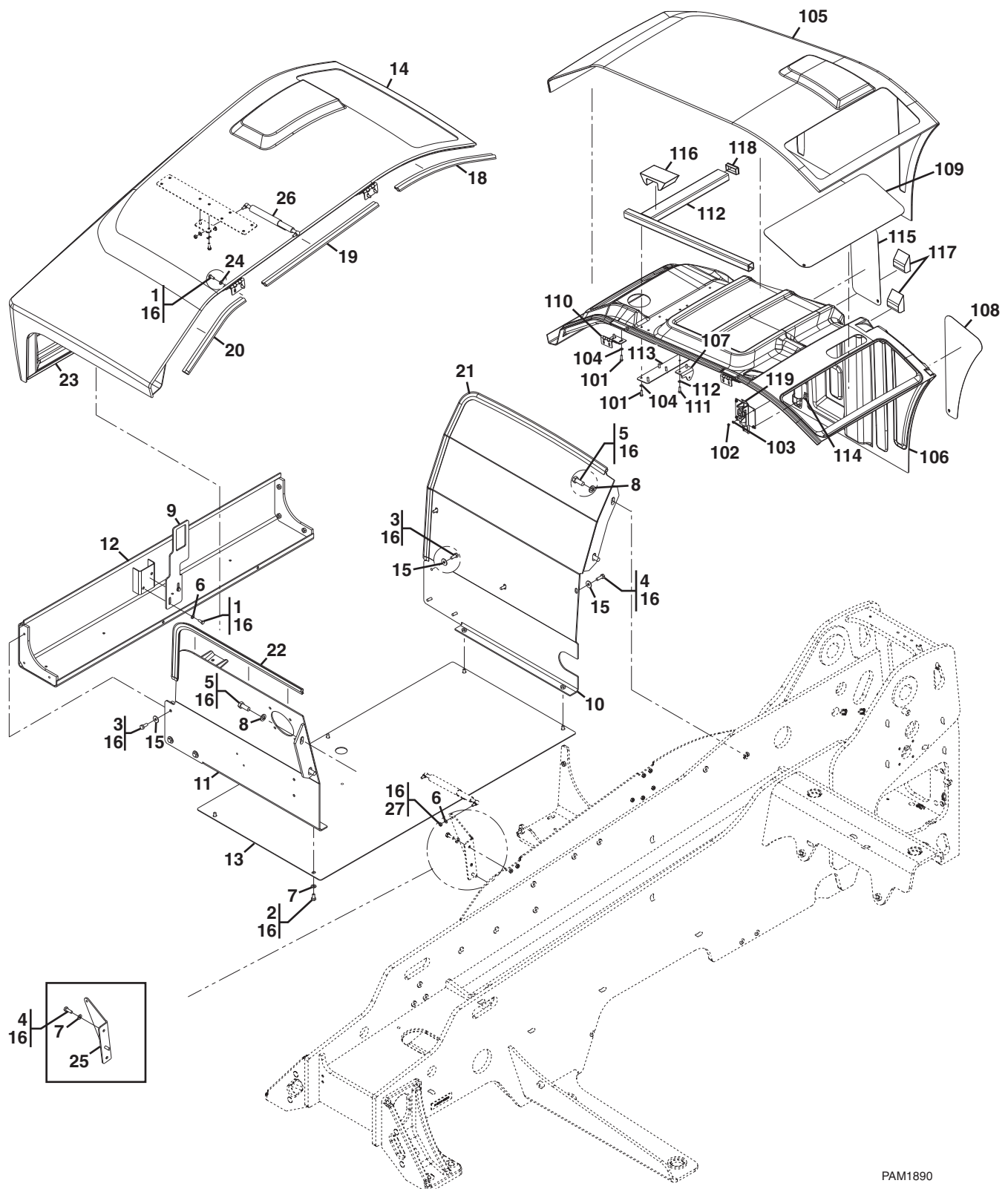
Item	Part Number	Qty.	Description	Rev.
201	8T-4971	2	HEX HD CAPSCREW, M6X30	
202	8T-4136	3	HEX HD CAPSCREW, M10X25, (TH414 & TH514)	
	8T-4136	4	HEX HD CAPSCREW, M10X25, (TH417)	
203	220-4050	1	RECTANGULAR MIRROR	
204	8T-4205	2	WASHER, 6mm	
205	8T-4121	3	WASHER, 10mm, (TH414 & TH514)	
	8T-4121	8	WASHER, 10 mm, (TH417)	
206	279-8796	1	MIRROR ASSY, (includes items 301 thru 303)	B
207	314-5544	1	BRACKET	
208		AR	CAT THREADLOCK	
210	220-4049	1	BRACKET, (ANSI, CE & AUS)	
	326-6618	1	BRACKET, (Hewden)	
211	350-2962	1	CONVEX MIRROR	
212	314-5567	1	LAMP BRACKET CAP	
213	314-5568	1	LAMP BRACKET CAP	
214	361-8840	1	BRACKET	
215		1	BRACKET	
216	361-8839	1	BRACKET	
217	336-7620	3	FLAT HD SCREW, M8X25	
218	326-6616	1	ADAPTER	
219	326-6617	1	BRACKET	
220	8T-4195	4	HEX HD CAPSCREW, M10X30, GR8.8	
301	3B-4503	2	LOCKWASHER, #12	
302	8T-0328	2	WASHER	
303		2	HEX SOCKET HD CAPSCREW	
402	329-3606	8	RUBBER PLUG	
501		Ref	CAB, (see Figure 6-1 for details)	

NOTE: ITEM NUMBERS NOT LISTED ARE NOT USED ON THIS FIGURE



FRAME & ATTACHING PARTS

Figure 1-2 Frame Shrouding & Trim - Engine Pod Installation



NOTE: TH406 FRAME USED FOR ILLUSTRATION

PAM1890

FRAME & ATTACHING PARTS



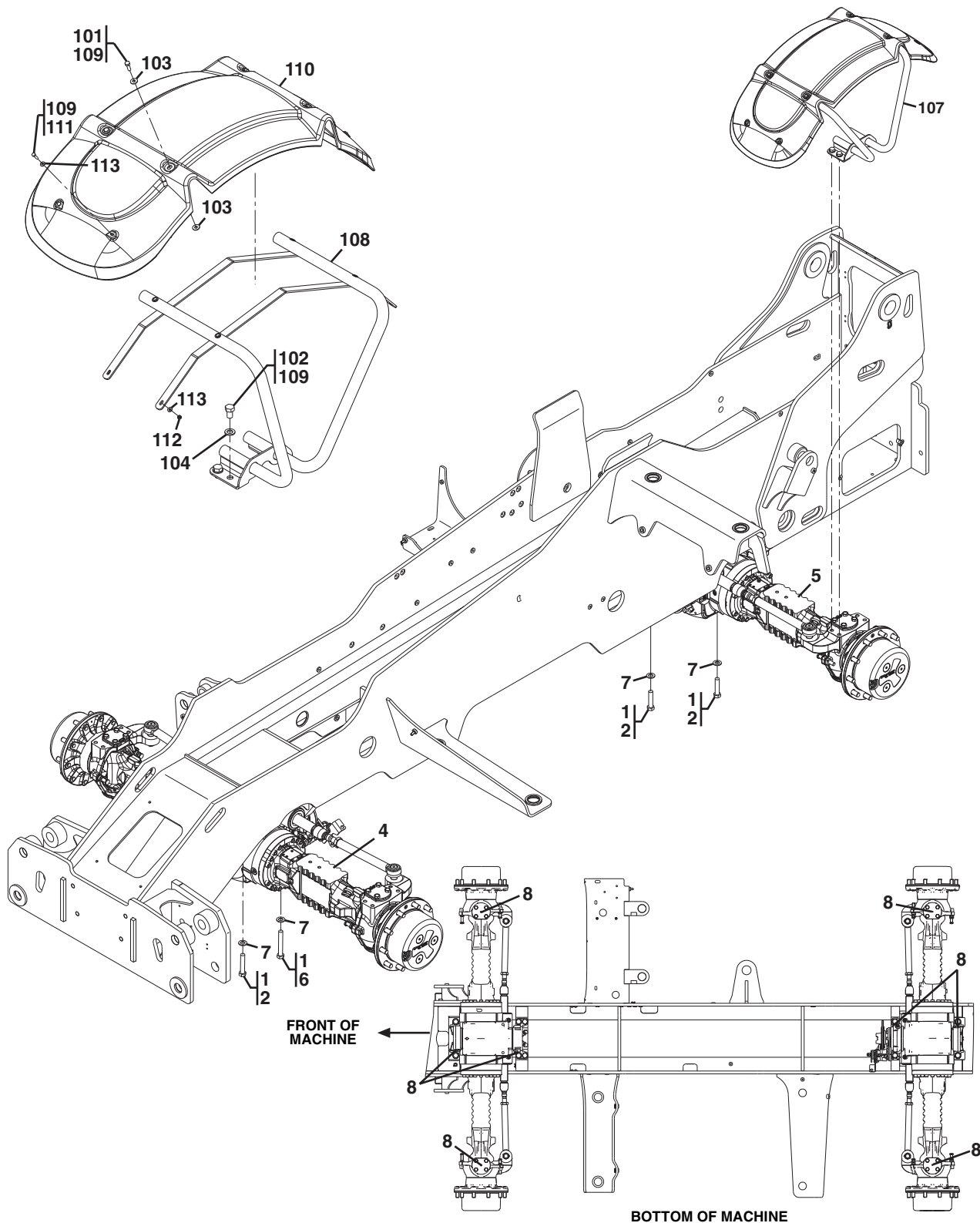
Figure 1-2 Frame Shrouding & Trim - Engine Pod Installation

Item	Part Number	Qty.	Description	Rev.
	316-8050	1	ENGINE POD ASSY, (used w/ 74.5 kW engine), (includes items 1 thru 27)	E
1	8T-4189	6	HEX HD CAPSCREW, M8X20, GR8.8	
2	8T-4137	5	HEX HD CAPSCREW, M10X20, GR8.8	
3	8T-4136	6	HEX HD CAPSCREW, M10X25, GR8.8	
4	8T-4195	5	HEX HD CAPSCREW, M10X30, GR8.8	
5	7X-2553	4	HEX HD CAPSCREW, M16X40, GR8.8	
6	8T-4224	6	WASHER, 8mm	
7	8T-4121	7	WASHER, 10mm	
8	312-3345	4	WASHER, 16mm	
9	180-0429	1	PLATE	
10	314-5627	1	PLATE ASSY	
11	314-5628	1	PLATE ASSY	
12	314-5629	1	PLATE ASSY	
13	314-5630	1	BASE PLATE	
14	316-8049	1	HOOD COVER ASSY, (includes items 101 thru 119)	D
15	116-8517	9	WASHER, 9mm	
16		AR	CAT THREADLOCK	
18	316-8063	1	SEAL	
19	316-8064	1	SEAL	
20	316-8065	1	SEAL	
21	316-8066	1	SEAL	
22	316-8067	1	SEAL	
23	316-8068	1	SEAL	
24	5M-2894	4	WASHER, 8mm	
25	327-0090	1	HOOD BRACKET	
26	327-0092	1	GAS SPRING	
27	5C-7261	2	HEX NUT, M8X1.25	
101	8T-4908	12	HEX HD CAPSCREW, M8X25, GR8.8, (torque to 15 Nm)	
102	5C-2890	4	HEX NUT, M6X1	
103	8T-4205	4	WASHER, 6mm	
104	8T-4224	12	WASHER, 8mm	
105	343-7037	1	HOOD COVER	
106	343-7038	1	INNER HOOD COVER	
107	342-2591	1	BRACKET ASSY	
108	343-7039	1	HOOD GRILL	
109	343-7040	1	HOOD GRILL	
110	316-8058	2	BRACKET ASSY	
111		AR	CAT THREADLOCK	
112	343-7041	1	HOOD SUPPORT ASSY	
113	316-8060	1	HOOD PLATE	
114	343-7042	4	BIG HEAD FASTENER	
115	343-7043	1	HOOD GRILL	
116	343-7044	1	HOOD SEAL	
117	343-7045	2	HOOD SEAL	
118	343-7046	1	HOOD CAP	
119	8I-5314	1	LATCH	
NOTE: ITEM NUMBERS NOT LISTED ARE NOT USED ON THIS FIGURE				



FRAME & ATTACHING PARTS

Figure 1-3 Axle & Wheel Mounting



PAM0482

FRAME & ATTACHING PARTS




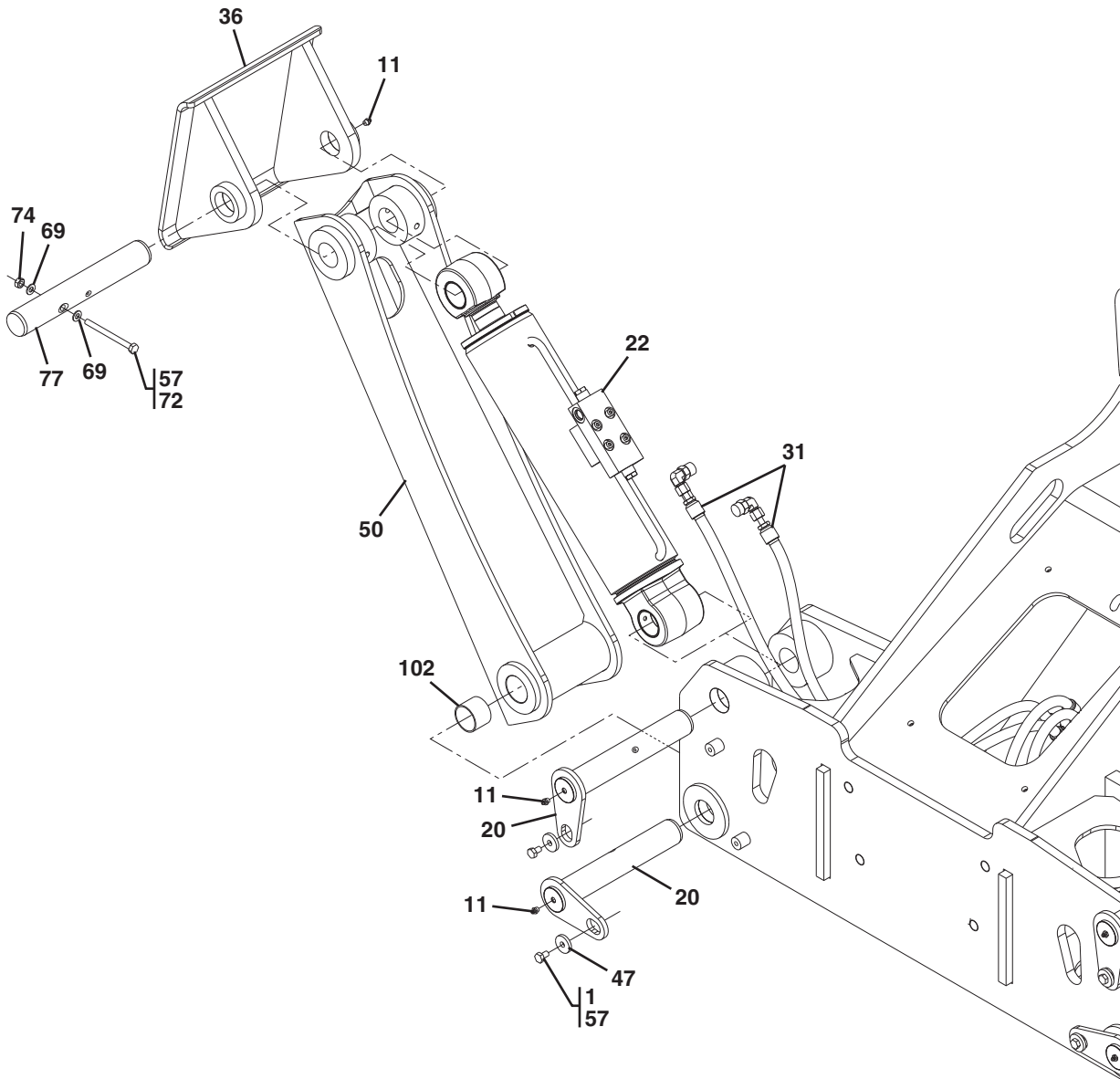
Figure 1-3 Axle & Wheel Mounting

Item	Part Number	Qty.	Description	Rev.
	318-2498	Ref	AXLE INSTALLATION, (TH414) , (not available to order, see items 1 thru 8 for service)	D
	318-2499	Ref	AXLE INSTALLATION, (TH417, TH514) , (not available to order, see items 1 thru 8 for service)	C
1		AR	CAT HIGH STRENGTH THREADLOCK	
2	07X-2564	8	HEX HD CAPSCREW, M20X90, GR 10.9, (torque to 671 Nm)	
4		Ref	FRONT AXLE, (see Figure 5-1 for details)	
5		Ref	REAR AXLE, (see Figure 5-11 for details)	
6	08C-8478	2	HEX HD CAPSCREW, M20X140, GR 10.9, (torque to 671 Nm)	
7	329-7279	10	WASHER, 20mm	
8		AR	MULTIPURPOSE GREASE, NLGI 2	
	314-5532	Ref	FENDER INSTALLATION, (TH414) , (not available to order, see items 101 thru 113 for service)	B
	314-5533	Ref	FENDER INSTALLATION, (TH417, TH514), (CE & AUS), (ANSI - if equipped) , (not available to order, see items 101 thru 113 for service)	B
101	8T-4908	16	HEX HD CAPSCREW, M8X25, GR8.8, (torque to 8 Nm)	
102	309-9153	16	HEX HD CAPSCREW, M16X25, GR8.8, (torque to 219 Nm)	
103	309-3997	32	WASHER, 8mm	
104	312-3345	16	WASHER, 16mm	
107	314-5530	2	L.H. FENDER BRACKET, (TH414)	
	326-3985	2	L.H. FENDER BRACKET, (TH417, TH514), (CE & AUS), (ANSI - if equipped)	
108	314-5531	2	R.H. FENDER BRACKET, (TH414)	
	326-3986	2	R.H. FENDER BRACKET, (TH417, TH514), (CE & AUS), (ANSI - if equipped)	
109		AR	CAT THREADLOCK	
110	326-3984	4	FENDER	
111	06V-7357	16	HEX HD CAPSCREW, M6X25, GR8.8	
112	5C-2890	16	HEX NUT, M6X1	
113	5W-1417	32	WASHER, 6mm	
NOTE: ITEM NUMBERS NOT LISTED ARE NOT USED ON THIS FIGURE				



FRAME & ATTACHING PARTS

Figure 1-4 Outrigger Installation



PAM0840



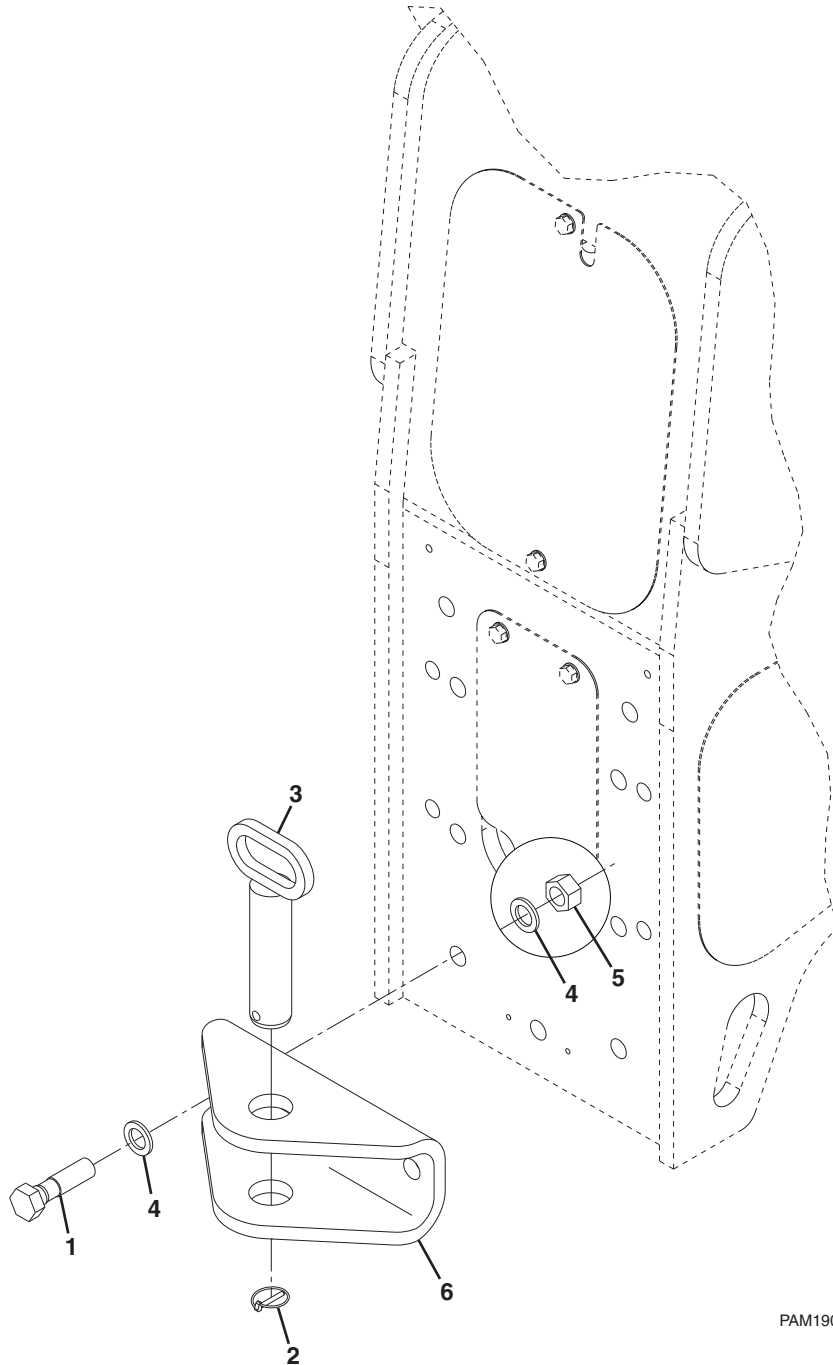
Figure 1-4 Outrigger Installation

Item	Part Number	Qty.	Description	Rev.
1	8T-4191	4	HEX HD CAPSCREW, M10X16, GR 8.8, (torque to 55 Nm)	
11	323-5623	6	GREASE FITTING, STRAIGHT	
20	318-7323	4	PIN	
22		Ref	OUTRIGGER CYLINDER, (see Figure 9-6 for details)	
31		Ref	HOSE ASSY, (see Figure 8-9 for details)	
36	326-3326	2	OUTRIGGER PAD WELDMENT	
47	7X-0632	4	HARD WASHER	
50	326-3327	2	OUTRIGGER LEG, (includes item 102)	
57		AR	CAT THREADLOCK	
69	8T-4121	4	FLAT WASHER, 10mm	
72	7X-2543	2	HEX HD CAPSCREW, M10X120, GR8.8, (torque to 55 Nm)	
74	8T-0389	2	HEX NUT, 10X1.5mm	
77	326-7838	2	PIN	
102	318-7363	4	BEARING	
NOTE: ITEM NUMBERS NOT LISTED ARE NOT USED ON THIS FIGURE				



FRAME & ATTACHING PARTS

Figure 1-5 Hitches



PAM1900

FRAME & ATTACHING PARTS





Figure 1-5 Hitches


Item	Part Number	Qty.	Description	Rev.
	211-2381	1	RETRIEVAL HITCH, (if equipped), (includes items 1 thru 6)	B
1	166-1880	2	HEX HD CAPSCREW, M20X2.5	
2	299-0305	1	RING PIN	
3	211-9462	1	PIN	
4	8T-4123	4	HARD WASHER	
5	8T-4131	2	HEX NUT, M20X2.5	
6	210-5870	1	RETRIEVAL PLATE,	



This Page Intentionally Left Blank

SECTION 2

BOOM

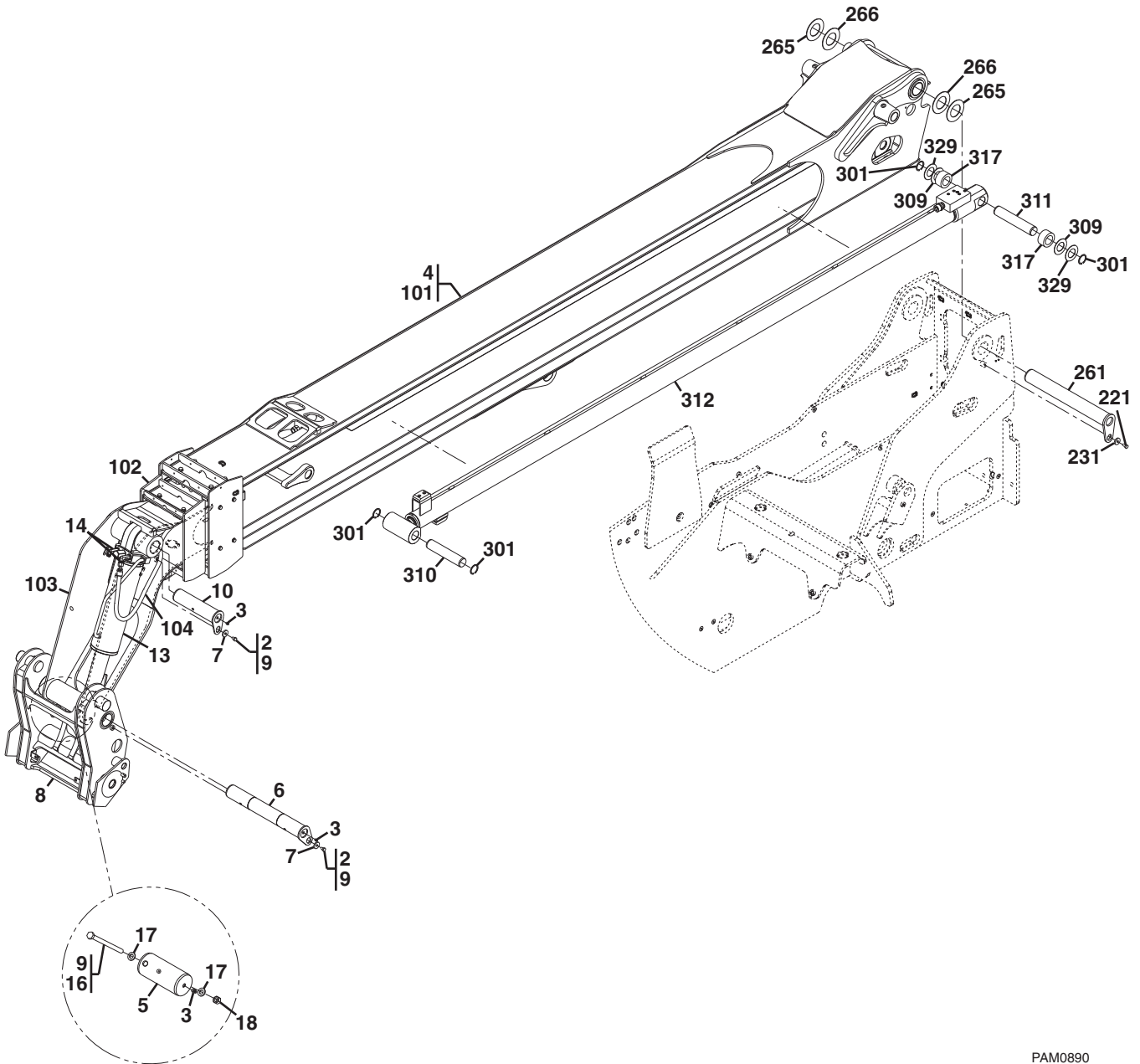




BOOM

Figure 2-1 Boom Assembly Components

TH414



PAM0890

NOTE:
USE ITEM 15 ON ALL BUSHINGS




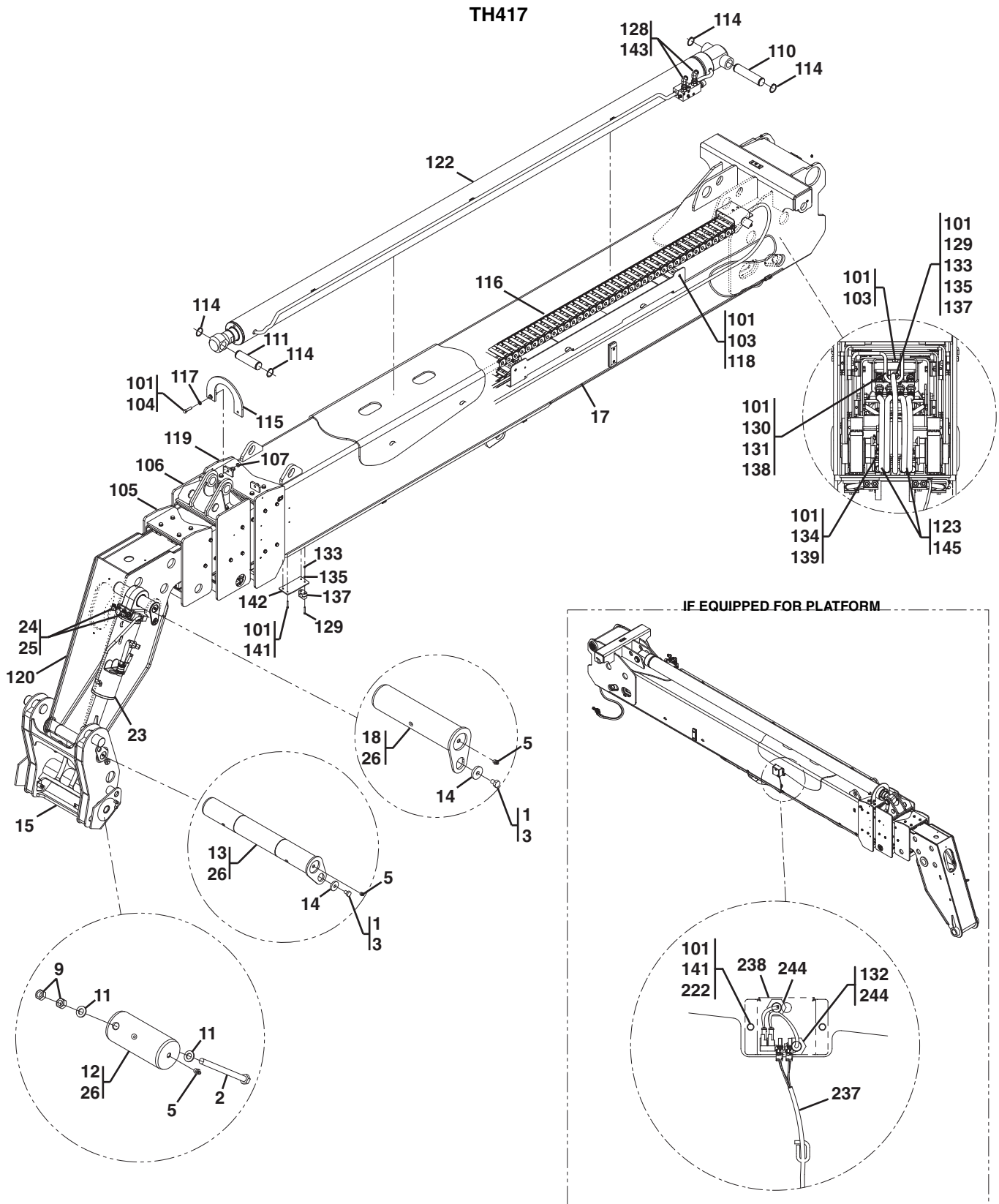
Figure 2-1 Boom Assembly Components

Item	Part Number	Qty.	Description	Rev.
	316-5552	1	BOOM ASSY COMPONENTS, (includes items 2 thru 18)	J
2	328-9688	2	HEX HD CAPSCREW, M10X14, GR8.8	
3	323-5623	3	GREASE FITTING	
4	316-5497	1	BOOM ASSY, (includes items 101 thru 106)	S
5	318-7320	1	PIN	
6	318-7324	1	PIN	
7	7X-0632	2	HARD WASHER	
8	316-5526	1	COUPLER WELDMENT	
9		AR	CAT THREADLOCK	
10	318-7382	1	PIN	
13		Ref	TILT CYLINDER, (see Figure 9-3 for details)	
14		Ref	ELBOW, 90 DEGREES, (see Figure 8-7 for details)	
15		AR	CAT MULTIPURPOSE GREASE - NLGI Grade 2	
16	330-3663	1	HEX HD CAPSCREW, M12X170, GR10.9	
17	8T-4223	2	WASHER, 12mm	
18	8T-4244	1	HEX NUT, M12X1.75	
101		Ref	FIRST BOOM SECTION, (see Figure 2-3 for details)	
102		Ref	SECOND BOOM SECTION, (see Figure 2-4 for details)	
103		Ref	THIRD BOOM SECTION, (see Figure 2-5 for details)	
104		Ref	HYDRAULIC LINES TILT HYDRAULICS, (see Figure 8-7 for details) AUXILIARY BOOM HYDRAULICS, (see Figure 8-8 for details) EXTEND/RETRACT HYDRAULICS, (see Figure 8-6 for details)	
105		Ref	BOOM HARNESS, (not shown), (see Figure 10-4 for details)	
106		Ref	BOOM CHAIN ASSEMBLY, (not shown), (see Figure 2-2 for details)	
221	8T-4137	1	HEX HD CAPSCREW, M10X20, GR8.8	
231	7X-0632	1	HARD WASHER	
261	326-7841	1	PIN	
265	316-5553	AR	SHIM, 72X110X0.5mm	
266	316-5554	AR	SHIM, 72X110X1.0mm	
301	323-7222	4	RETAINING RING	
309	323-7264	AR	SHIM, 2.00X.075X3.50mm	
310	318-7319	1	PIN	
311	318-7322	1	PIN	
312		Ref	EXTEND/RETRACT CYLINDER, (see Figure 8-6 for details)	
317	326-1953	2	SPACER	
329	309-6302	AR	SHIM, 2.00X0.48X3.00mm	
NOTE: ITEM NUMBERS NOT LISTED ARE NOT USED ON THIS FIGURE.				



BOOM

Figure 2-1 Boom Assembly Components



PAM2171




Figure 2-1 Boom Assembly Components

Item	Part Number	Qty.	Description	Rev.
	348-1643	Ref	BOOM ASSY COMPONENTS, (not available to order, see items 1 thru 26 for service)	C
	349-3617	Ref	BOOM ASSY COMPONENTS, (if equipped for platform) , (not available to order, see items 1 thru 26 for service)	C
1		AR	CAT THREADLOCK	
2	330-4259	1	HEX HD CAPSCREW, M12X170, GR8.8	
3	328-9688	2	HEX HD CAPSCREW, M10X14, GR8.8	
5	323-5623	4	GREASE FITTING	
9	8T-4244	1	HEX NUT, M12X1.75	
11	8T-4223	2	WASHER, 12mm	
12	318-7320	1	PIN	
13	318-7324	1	PIN	
14	7X-0632	2	HARD WASHER	
15	316-5526	1	COUPLING WELDMENT	
17	348-1618	1	BOOM ASSY, (includes items 101 thru 145)	I
	356-0676	1	BOOM ASSY, (if equipped for platform) , (includes items 101 thru 143 & 145 thru 244)	B
18	349-3616	1	PIN	
23		Ref	TILT CYLINDER, (see Figure 9-3 for details)	
24		Ref	STRAIGHT ADAPTER, (includes o-ring), (see Figure 8-7 for details)	
25		Ref	ELBOW, 90 DEGREES, (includes o-ring), (see Figure 8-7 for details)	
26		AR	CAT MULTIPURPOSE GREASE - NLGI GRADE 2	
101		AR	CAT THREADLOCK	
103	8T-4139	10	HEX HD CAPSCREW, M12X30, GR8.8	
104	358-2592	2	HEX HD CAPSCREW, M12X50, GR8.8	
105		Ref	THIRD BOOM SECTION ASSY, (see Figure 2-5 for details)	B
		Ref	PAD & SHIMS, (see Figure 2-5 for details)	
		Ref	CHAINS , (see Figure 2-2 for details)	
106		Ref	SECOND BOOM SECTION ASSY, (see Figure 2-4 for details)	B
		Ref	PAD & SHIMS, (see Figure 2-4 for details)	
		Ref	CHAINS , (see Figure 2-2 for details)	
107	303-4781	2	HEX LOCKNUT, M12X1.75	
110	348-1606	1	PIN	
111	348-1607	1	PIN	
114	348-1610	4	RETAINING RING, 50MM	
115	348-1611	1	EXTEND CYLINDER STOP	
116		1	PIPE ASSY, , (see Figure 8-7 for details)	
117	348-1612	4	WASHER, M12	
118	8T-4223	8	WASHER, 12MM	
119		Ref	FIRST BOOM SECTION ASSY, (see Figure 2-3 for details)	
		Ref	PAD & SHIMS, (see Figure 2-3 for details)	
120		Ref	FOURTH BOOM SECTION ASSY, (see Figure 2-6 for details)	
			PAD & SHIMS, (see Figure 2-6 for details)	
122		Ref	EXTEND/RETRACT CYLINDER	
123		Ref	HOSE ASSY, (see Figure 8-7 for details)	
128		Ref	ELBOW, 90 DEGREES, (see Figure 8-6 for details)	
129		4	SOCKET HD CAPSCREW, M6X45, GR8.8	
130	8T-4196	2	HEX HD CAPSCREW, M10X35, GR8.8	
131	8T-4186	2	HEX HD CAPSCREW, M10X40, GR8.8	



BOOM

Figure 2-1 Boom Assembly Components

Item	Part Number	Qty.	Description	Rev.
132	347-4578	7	TIE STRAP	
133	5C-2890	4	HEX NUT, M6X1	
134	352-2638	4	BUTTON HD CAPSCREW, M6X16	
135	303-4787	4	SPRING LOCKWASHER, 6MM	
137	352-2654	2	HOSE CLAMP	
138	348-1614	1	CABLE GUIDE BRACKET	
139	348-1647	1	CABLE GUIDE BRACKET, BOTTOM	
141	5C-9553	2	HEX HD CAPSCREW, M6X16, GR8.8	
	5C-9553	4	HEX HD CAPSCREW, M6X16, GR8.8, (if equipped for platform)	
142	348-1648	1	CLAMP PLATE	
143		Ref	ADAPTER, (see Figure 8-6 for details)	
144	356-3879	2	PLUG, (not shown)	
145		Ref	SEAL, (see Figure 8-7 for details)	
222	8T-4205	2	WASHER, 6mm	
237	356-3881	1	BOOM EXTEND LIMIT HARNESS	
238	356-3883	1	COVER BRACKET	
244		2	PROXIMITY SENSOR	

NOTE: ITEM NUMBERS NOT LISTED ARE NOT USED ON THIS FIGURE.



Figure 2-1 Boom Assembly Components

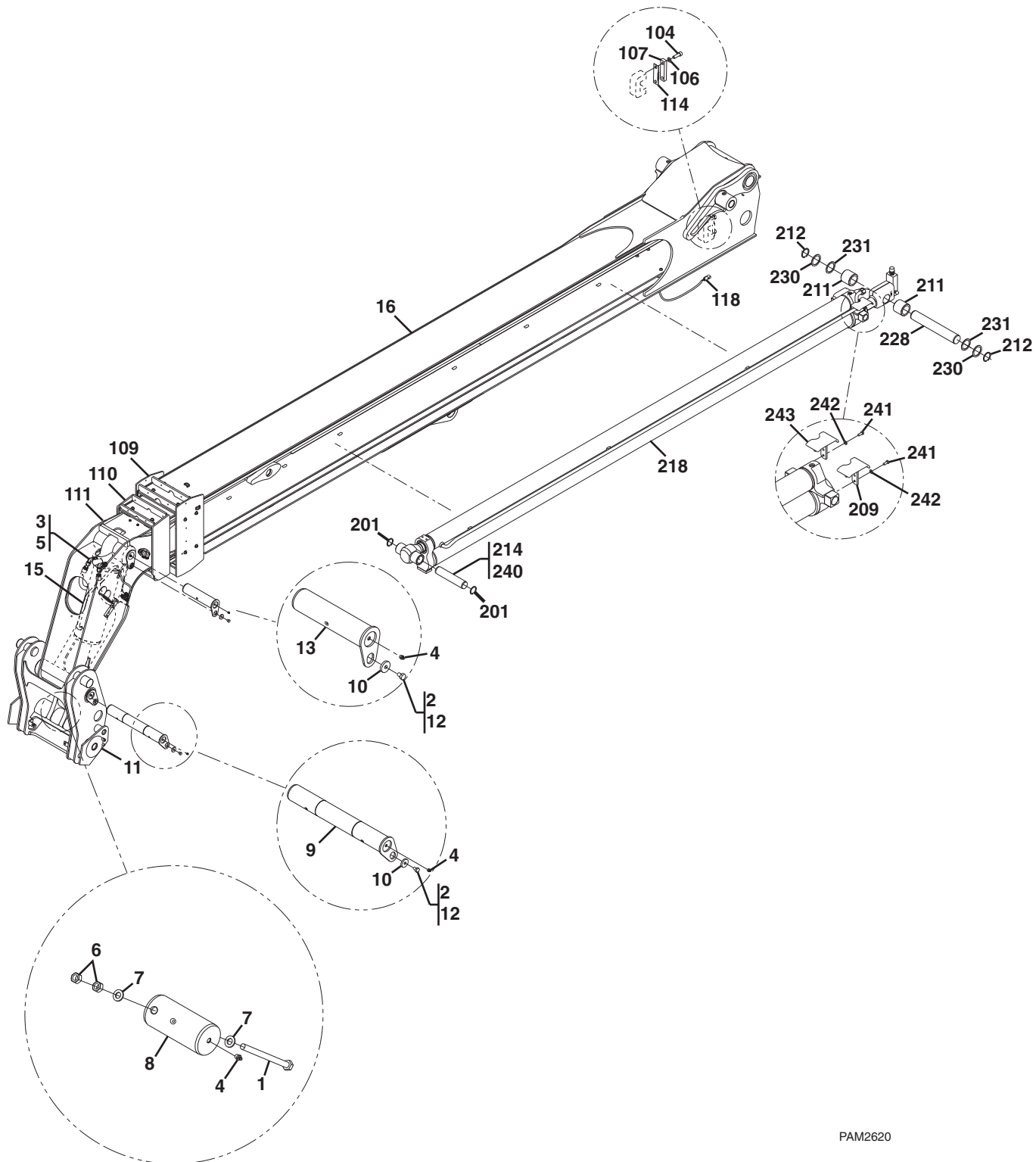
Item	Part Number	Qty.	Description	Rev.



BOOM

Figure 2-1 Boom Assembly Components

TH514



PAM2620




Figure 2-1 Boom Assembly Components

Item	Part Number	Qty.	Description	Rev.
	353-4453	1	BOOM ASSY COMPONENTS, (includes items 1 thru 18)	B
	327-8765	1	BOOM ASSY COMPONENTS, (if equipped for platform) , (includes items 1 thru 18)	I
1	330-4259	1	HEX HD CAPSCREW, M12X170, GR8.8	
2	328-9688	2	HEX HD CAPSCREW, M10X14, GR8.8	
3		Ref	CONNECTOR, (includes o-ring), (see Figure 8-7 for details)	
4	323-5623	3	GREASE FITTING	
5		Ref	ELBOW, 90 DEGREES, (swivel nut), (see Figure 8-7 for details)	
6	8T-4244	2	HEX NUT, M12X1.75	
7	8T-4223	2	WASHER, 12MM	
8	318-7320	1	PIN	
9	318-7324	1	PIN	
10	7X-0632	2	WASHER	
11	316-5526	1	COUPLING WELDMENT	
12		AR	CAT THREADLOCK	
13	318-7382	1	PIN	
14		AR	CAT MULT	
15		1	TILT CYLINDER, (see Figure 9-3 for details)	
16	351-2592	Ref	BOOM ASSY, (not available to order, see items 101 thru 118 for service)	C
	320-9267	Ref	BOOM ASSY, (if equipped for platform) , (not available to order, see items 101 thru 118 for service)	Q
17	316-5553	AR	SHIM, 72X110X0.5MM	
18	316-5554	AR	SHIM, 72X110X1MM	
104	7Y-1904	4	SOCKET HD SCREW, M16X50	
106	312-3345	4	WASHER, 16MM	
107	331-2374	2	CLAMP	
109		Ref	FIRST SECTION BOOM ASSY, (see Figure 2-3 for details)	
110		Ref	SECOND SECTION BOOM ASSY, (see Figure 2-4 for details)	
111		Ref	THIRD SECTION BOOM ASSY, (see Figure 2-5 for details)	
112		Ref	HYDRAULIC LINES & ATTACHING HARDWARE, (not shown)	
		Ref	TILT HYDRAULICS, (see Figure 8-7 for details)	
		Ref	AUXILIARY BOOM HYDRAULICS, (see Figure 8-8 for details)	
		Ref	EXTEND/RETRACT HYDRAULICS, (see Figure 8-6 for details)	
113		AR	CAT MULTIPURPOSE GREASE - NLGI GRADE 2	
114	325-7033	2	SHIM	
118		Ref	BOOM HARNESS, (see Figure 10-4 for details)	
201	323-7222	2	RETAINING RING	
209	337-6269	1	LEFT FENDER	
211	329-3666	2	SPACER	
212	329-3668	2	RETAINING RING	
214	318-7319	1	PIN	
218		Ref	EXTEND/RETRACT CYLINDER, (see Figure 9-2 for details)	
228	326-7839	1	PIN	
230	331-0108	AR	WASHER, 62X1X80MM	
231	331-0109	AR	WASHER, 62X2X80MM	
240		AR	CAT MULTIPURPOSE GREASE - NLGI GRADE 2	
241	8T-4189	4	HEX HD CAPSCREW, M8X20, GR8.8	
242	8T-4224	4	WASHER, 8MM	
243	351-1589	1	RIGHT FENDER	



BOOM

Figure 2-1 Boom Assembly Components

Item	Part Number	Qty.	Description	Rev.
<p>NOTE: ITEM NUMBERS NOT LISTED ARE NOT USED ON THIS FIGURE.</p>				



Figure 2-1 Boom Assembly Components

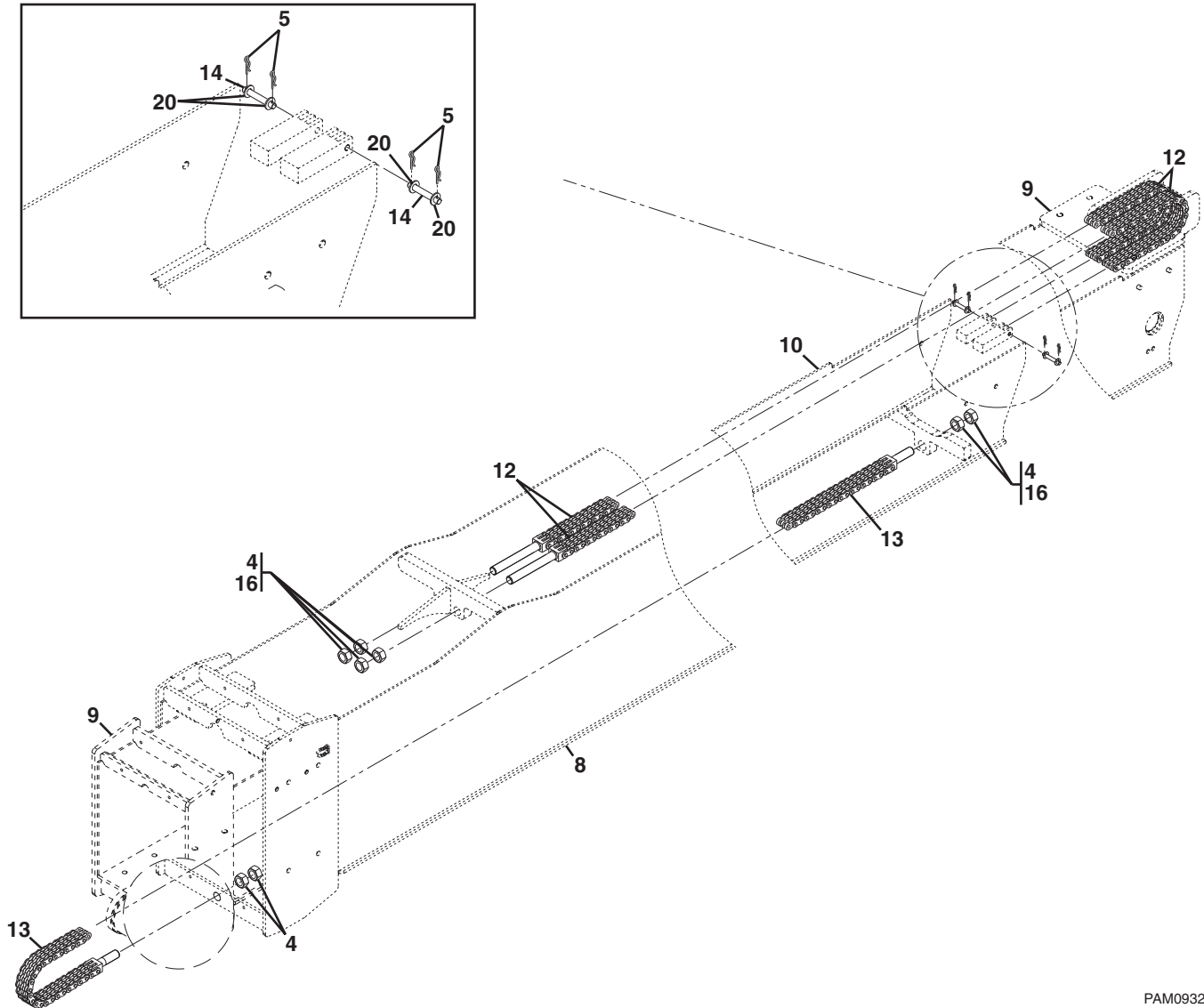
Item	Part Number	Qty.	Description	Rev.



BOOM

Figure 2-2 Boom Chain Assembly

TH414



PAM0932

NOTE: PORTIONS OF THE BOOM REMOVED FOR CLARITY




Figure 2-2 Boom Chain Assembly

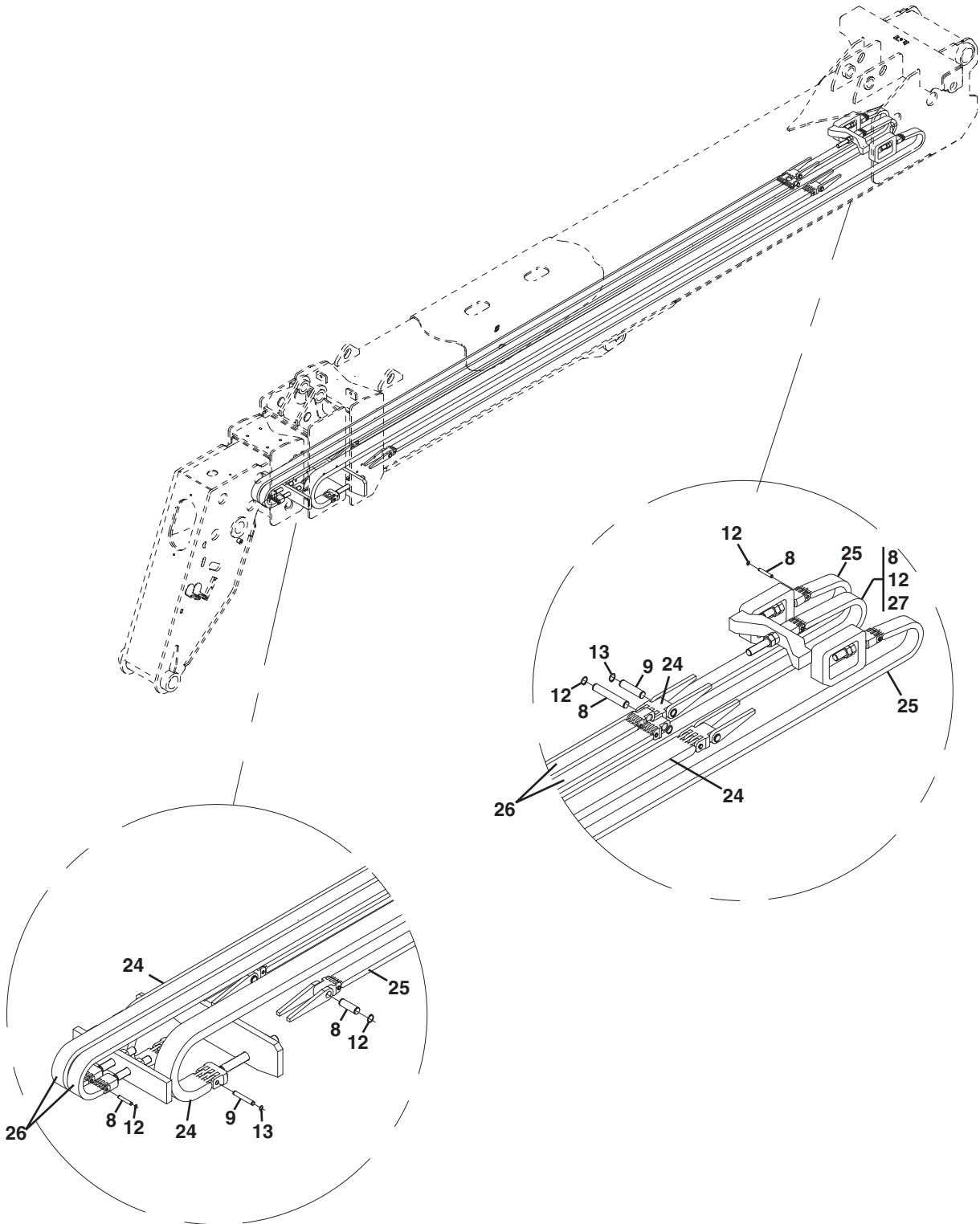
Item	Part Number	Qty.	Description	Rev.
4	8T-4131	8	HEX NUT, 20X2.5mm, (torque inner nut to 20 Nm), (torque outer nut to 120 Nm)	
5	323-7225	4	HAIRPIN	
8		Ref	FIRST BOOM SECTION, (see Figure 2-3 for details)	
9		Ref	SECOND BOOM SECTION, (see Figure 2-4 for details)	
10		Ref	THIRD BOOM SECTION, (see Figure 2-5 for details)	
12	316-5522	2	CHAIN, 4524mm (178.1 in) LENGTH	
13	316-5523	1	CHAIN, 5276.85mm (207.8 in) LENGTH	
14	320-9314	2	PIN	
16		AR	CAT THREADLOCK	
20	8T-4224	4	WASHER, 8mm	
NOTE: ITEM NUMBERS NOT LISTED ARE NOT USED ON THIS FIGURE.				



BOOM

Figure 2-2 Boom Chain Assembly

TH417



PAM2830



Figure 2-2 Boom Chain Assembly

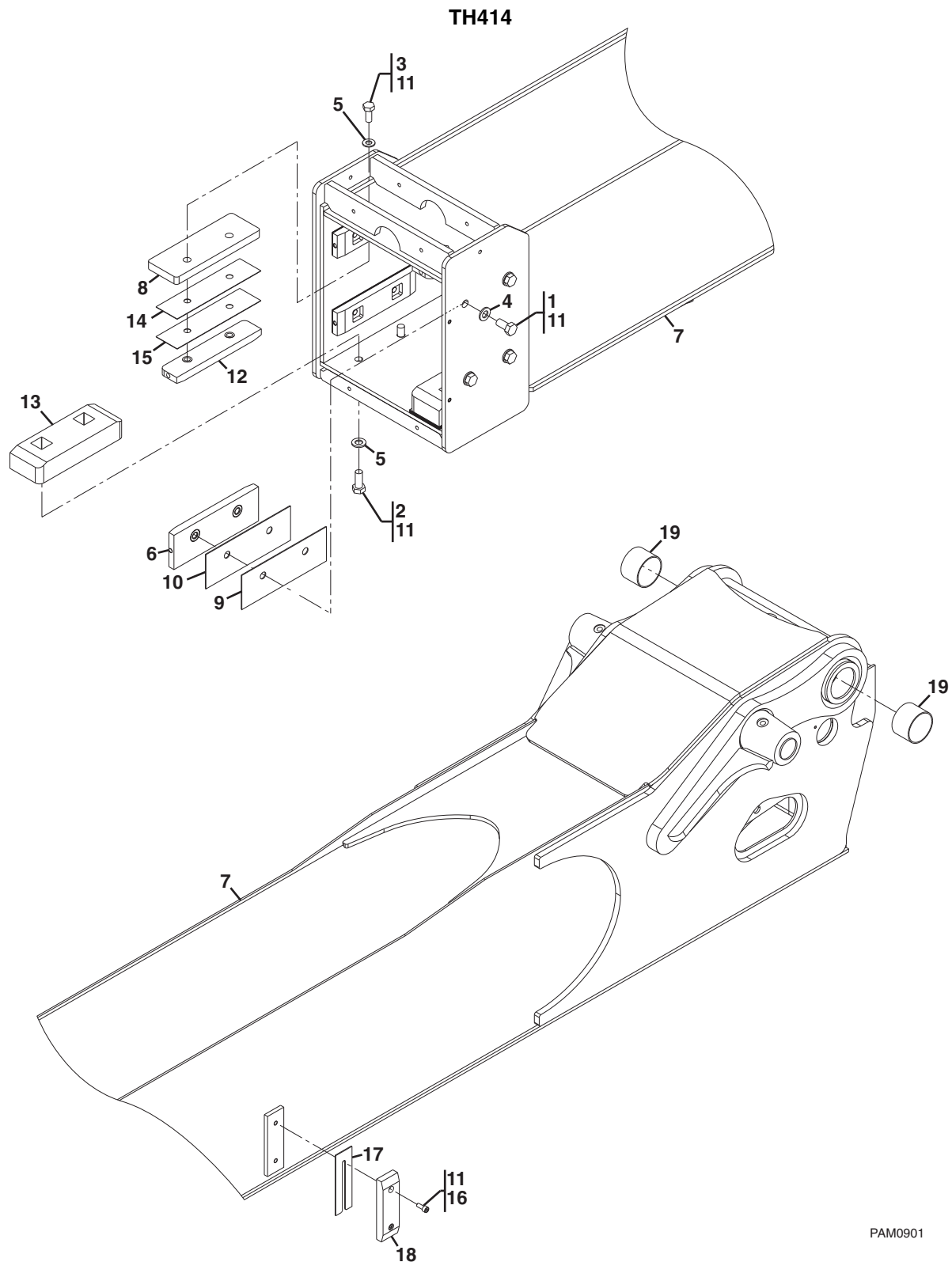
Item	Part Number	Qty.	Description	Rev.
8	348-1604	10	PIN	
9	348-1605	4	PIN	
12	348-1608	20	RETAINING RING, 8mm	
13	348-1609	8	RETAINING RING, 11mm	
24	348-1600	2	CHAIN, 4159.25mm (163.75IN) LENGTH	
25	348-1601	2	CHAIN, 4286.25mm (168.75IN) LENGTH	
26	348-1602	2	CHAIN, 4191mm (165IN) LENGTH	
27	348-1603	1	CHAIN, 4400.55mm (173.25) LENGTH	

NOTE: ITEM NUMBERS NOT LISTED ARE NOT USED ON THIS FIGURE.



BOOM

Figure 2-3 First Boom Section Assembly



PAM0901

NOTE: USE WASHERS AS REQUIRED TO ENSURE BOLT END IS BELOW THE PAD SURFACE AND THERE IS SUFFICIENT THREAD ENGAGEMENT WITH PAD INSERT.




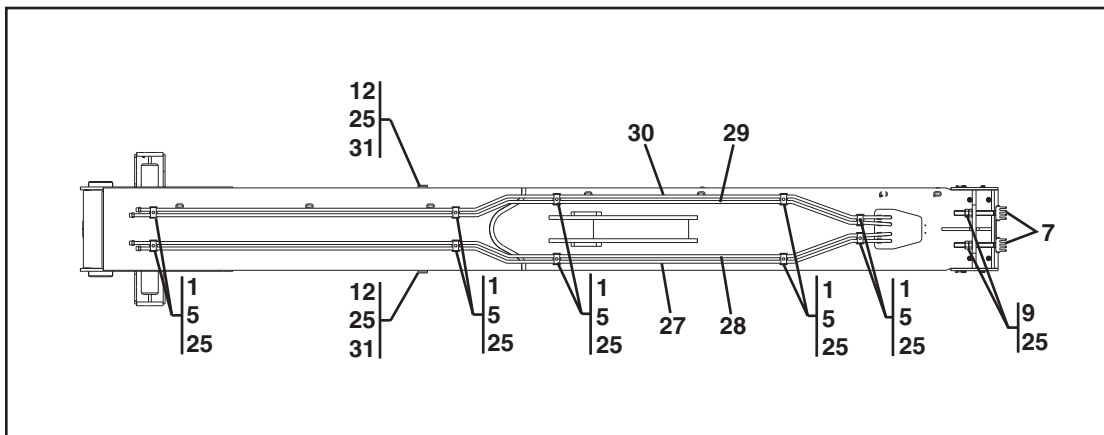
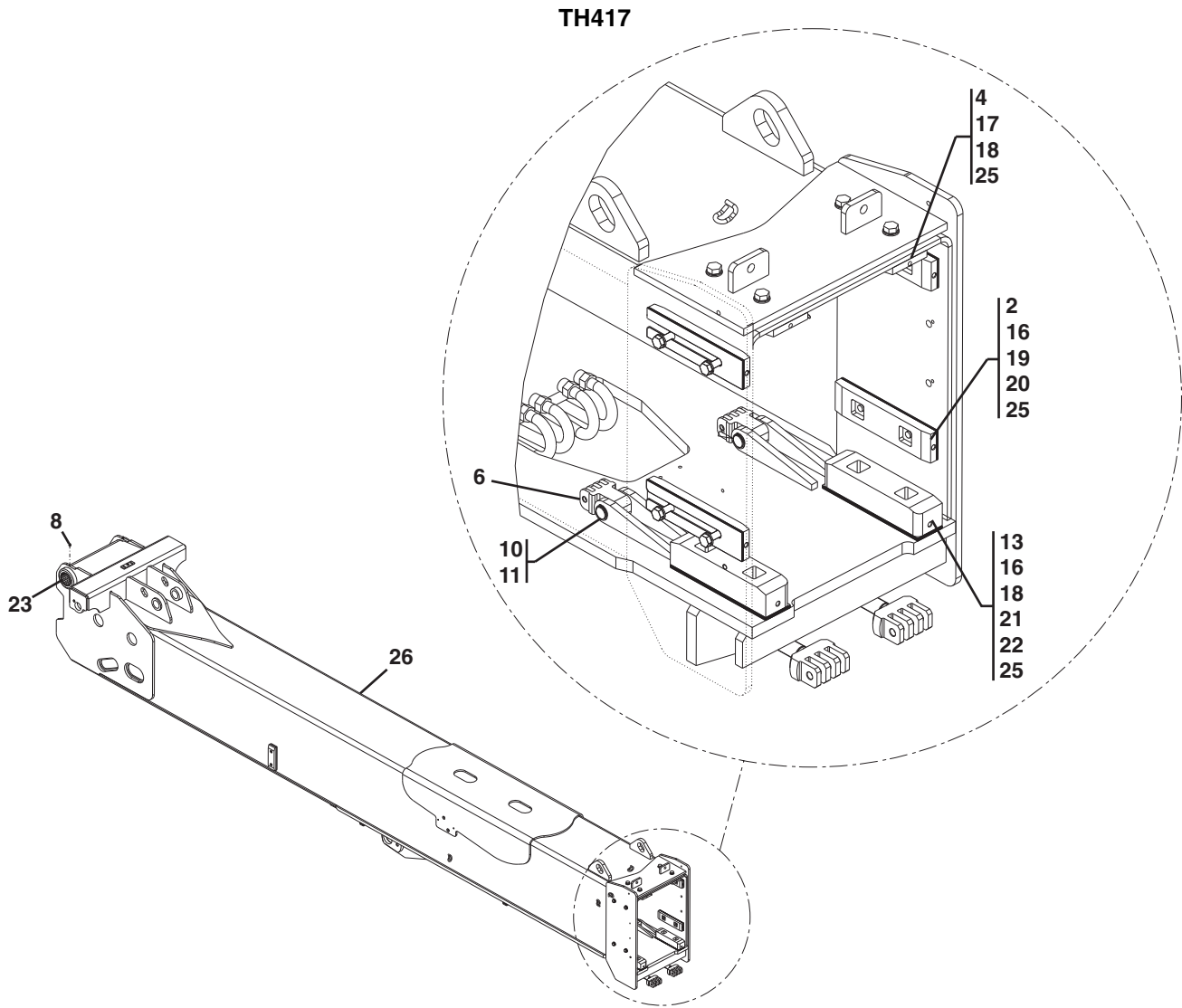
Figure 2-3 First Boom Section Assembly

Item	Part Number	Qty.	Description	Rev.
	316-5498	1	FIRST BOOM SECTION ASSY, (includes all items)	K
1	8T-4136	8	HEX HD CAPSCREW, M10X25, GR8.8	
2	8T-4192	4	HEX HD CAPSCREW, M12X25, GR8.8	
3	165-7019	4	HEX HD CAPSCREW, M12X45, GR8.8	
4	8T-4121	8	WASHER, 10mm, (as required)	
5	8T-4223	8	WASHER, 12mm, (as required)	
6	323-7250	4	WEAR PAD	
7	316-5499	1	BOOM WELDMENT	
8	320-9274	2	WEAR PAD SPACER	
9	336-6931	4	SHIM	
10	295-3346	4	SHIM	
11		AR	CAT THREADLOCK	
12	316-5535	2	WEAR PAD	
13	316-5536	2	WEAR PAD	
14	316-5540	2	SHIM, 198X50X0.75mm	
15	316-5541	2	SHIM, 198X50X1.50mm	
16	8T-1158	4	HEX HD CAPSCREW, M8X20	
17	328-9692	2	SHIM, 2X50X160	
18	329-2964	2	WEAR PAD	
19	318-7351	2	BEARING	



BOOM

Figure 2-3 First Boom Section Assembly



NOTE: USE WASHERS AS REQUIRED TO ENSURE BOLT END IS BELOW THE PAD SURFACE AND THERE IS SUFFICIENT THREAD ENGAGEMENT WITH PAD INSERT.

PAM2840




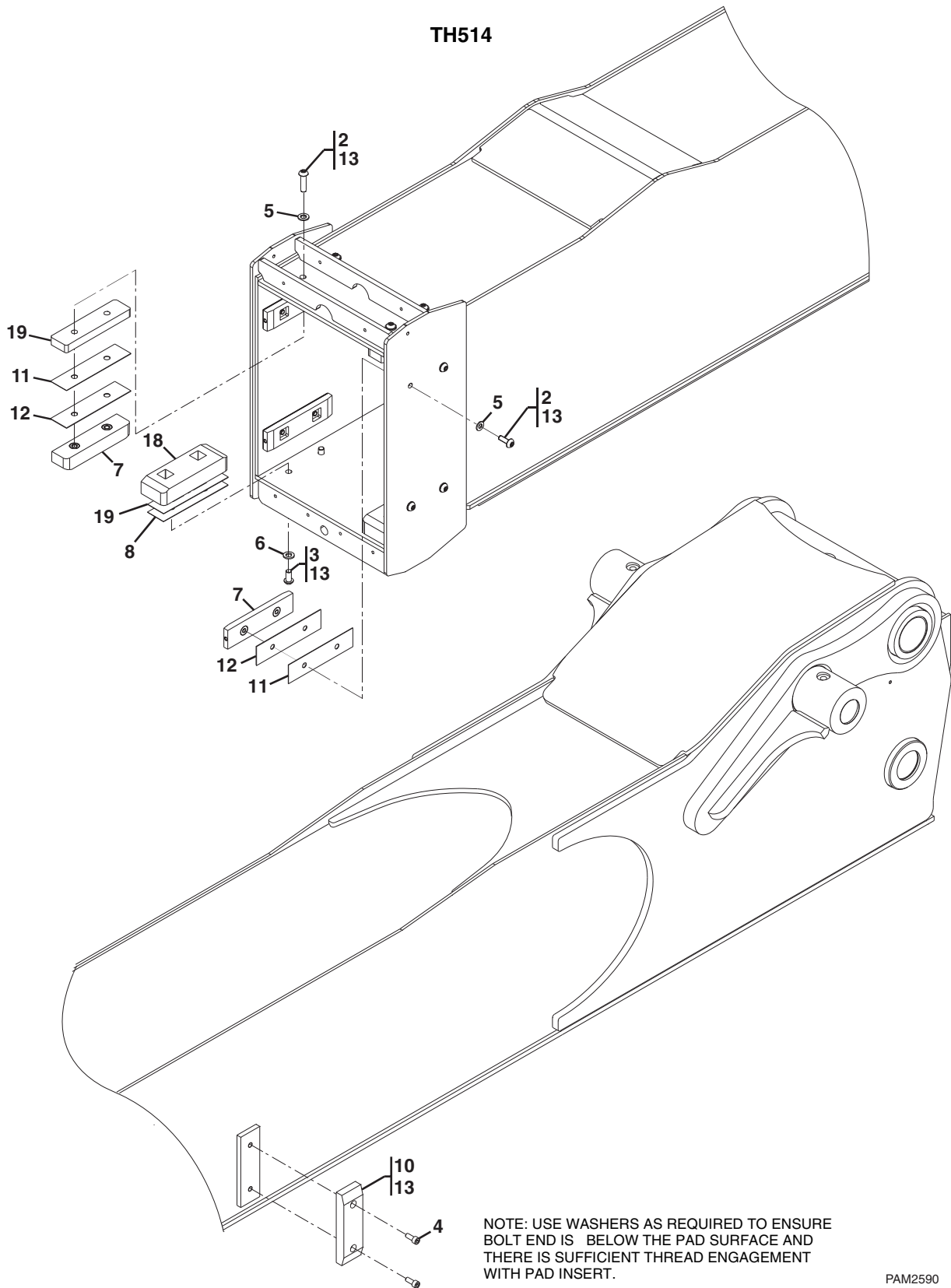
Figure 2-3 First Boom Section Assembly

Item	Part Number	Qty.	Description	Rev.
	348-1616	1	FIRST BOOM SECTION ASSY, (includes all items)	
1	9X-2480	10	HEX HD CAPSCREW, M8X40,GR8.8	
2	8T-4195	8	HEX HD CAPSCREW, M10X30, GR8.8, (as required)	
	8T-4196	AR	HEX HD CAPSCREW, M10X35, GR8.8	
4	8T-4139	4	HEX HD CAPSCREW, M12X30, GR8.8	
5	352-2625	10	CLAMP ASSY	
6	352-2626	2	CHAIN CLEVIS	
7	352-2628	2	CHAIN CLEVIS	
8	323-5623	2	GREASE FITTING	
9		4	HEX NUT, M24X3	
10	352-2630	2	PIN	
11	095-0919	4	RETAINING RING	
12	358-2591	4	HEX HD SOCKET SCREW, M8X12	
13		4	HEX HD SOCKET SCREW, M12X30, (as required)	
	6V-8200	AR	HEX HD SOCKET SCREW, M12X35	
		AR	HEX HD SOCKET SCREW, M12X40	
17	323-7244	2	WEAR PAD, 15X70X200mm	
18	348-1612	8	WASHER, M12	
19	8T-4121	8	WASHER, M10	
20	323-7250	4	WEAR PAD, 15X50X200mm	
21	352-2653	2	WEAR PAD	
22	353-3577	6	SHIM, 1X50X200MM, (as required)	
	353-3580	AR	SHIM, 2X50X200mm	
	352-2650	AR	SHIM, 3X50X200mm	
23	353-3579	2	BUSHING, 80X2.5X80mm	
25		AR	CAT THREADLOCK	
26	351-7203	1	BOOM WELDMENT	
27		Ref	PIPE ASSY, (see Figure 8-7 for details)	
28		Ref	PIPE ASSY, (see Figure 8-7 for details)	
29		Ref	PIPE ASSY, (see Figure 8-8 for details)	
30		Ref	PIPE ASSY, (see Figure 8-8 for details)	
31	348-1631	2	WEAR PAD, 16X50X160	
NOTE: ITEM NUMBERS NOT LISTED ARE NOT USED ON THIS FIGURE.				



BOOM

Figure 2-3 First Boom Section Assembly



PAM2590



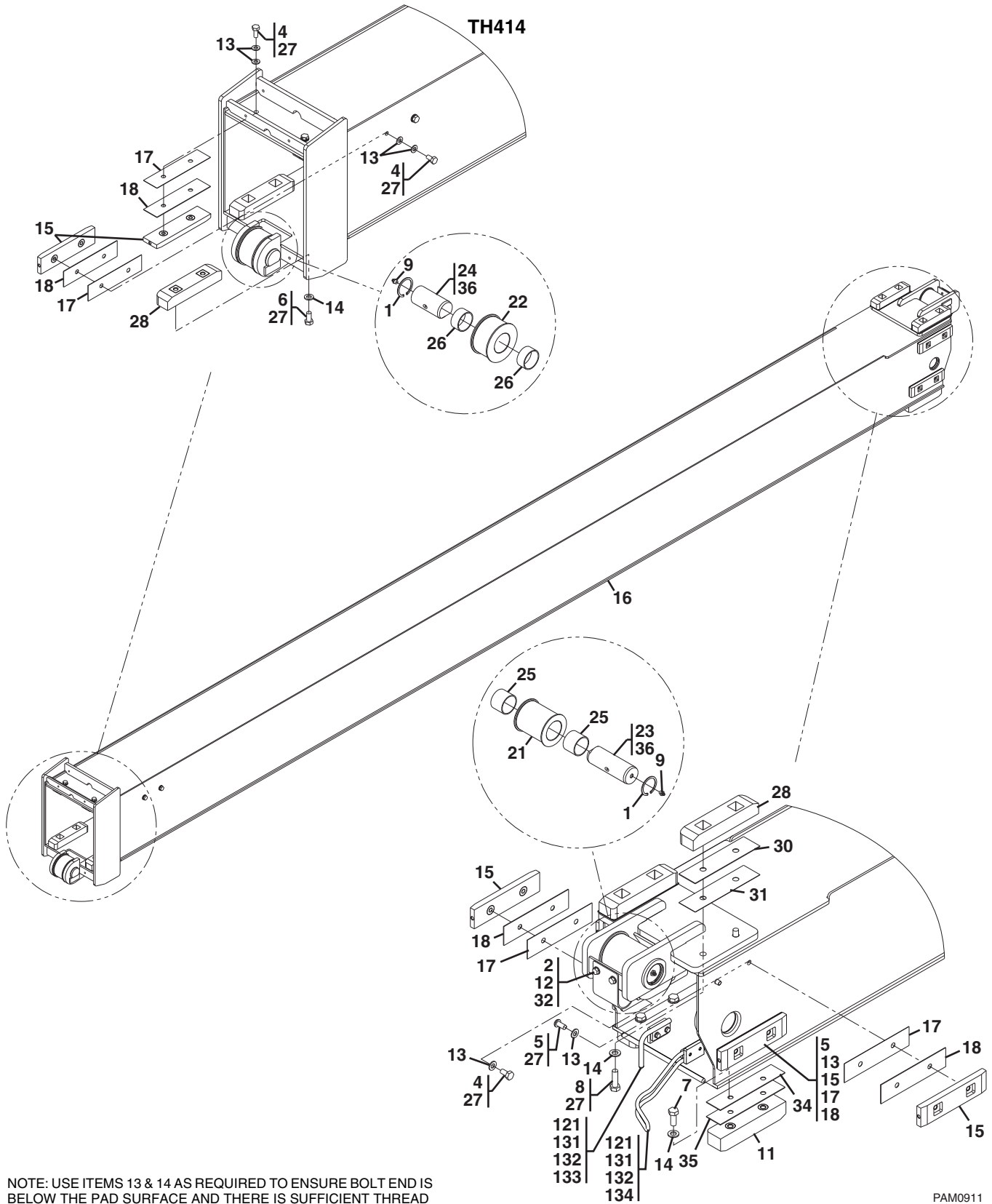
Figure 2-3 First Boom Section Assembly

Item	Part Number	Qty.	Description	Rev.
	320-9292	1	FIRST BOOM SECTION ASSY, (includes all items)	I
2	9X-2040	12	TRUSS HD SCREW, M10X25, GR8.8	
3	337-8663	4	TORX HD SCREW, M12X30, GR8.8	
4	8T-1158	4	SOCKET HD SCREW, M8X20	
5	8T-4121	8	WASHER, 10mm, (as required)	
6	8T-4223	8	WASHER, 12mm, (as required)	
7	323-7250	6	WEAR PAD	
8	323-7252	2	SHIM	
10	329-2964	2	WEAR PAD	
11	357-7890	AR	SHIM, 50X200X.5	
12	295-3346	6	SHIM	
13		AR	CAT THREADLOCK	
14	316-5536	2	WEAR PAD	
17	320-9293	1	BOOM WELDMENT	
18	318-7351	2	BEARING	
19	357-7889	AR	SHIM	



BOOM

Figure 2-4 Second Boom Section Assembly






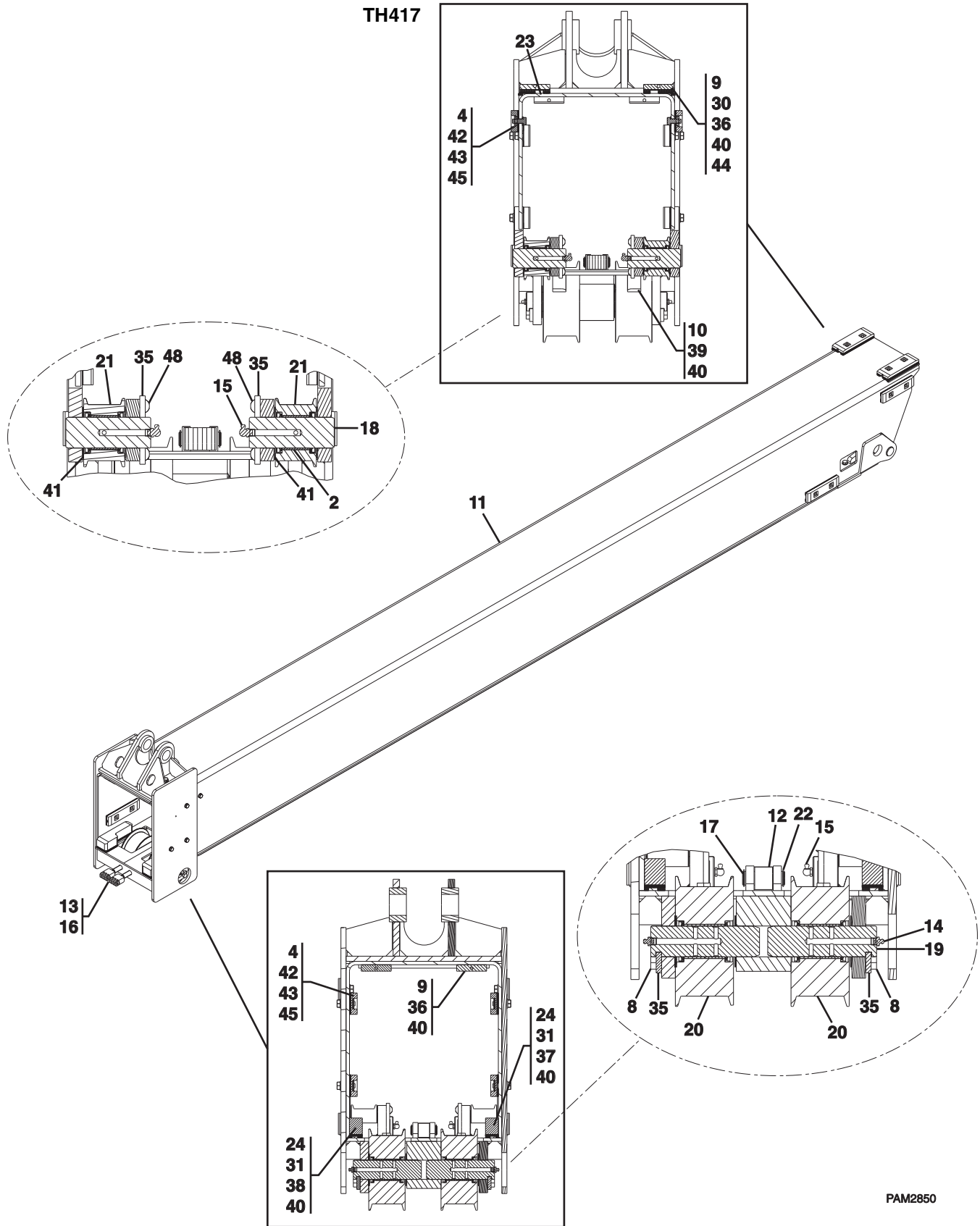
Figure 2-4 Second Boom Section Assembly

Item	Part Number	Qty.	Description	Rev.
	316-5501	1	SECOND BOOM SECTION ASSY, (includes all items)	L
1	323-7222	2	RETAINING RING	
2	8T-4199	2	HEX HD CAPSCREW, M8X12, GR8.8	
4	9X-2041	8	TRUSS HD CAPSCREW, M10X20, GR8.8	
5	9X-2040	8	TRUSS HD CAPSCREW, M10X25, GR8.8	
6	337-5000	4	TORX HD CAPSCREW, M12X25, GR8.8	
7	337-8663	4	TORX HD CAPSCREW, M12X30, GR8.8	
8	241-1830	4	TORX HD CAPSCREW, M12X40, GR8.8	
9	323-5623	2	GREASE FITTING	
11	329-3773	2	WEAR PAD, 39X45X200mm	
12	8T-4224	2	WASHER, 8mm	
13	8T-4121	24	WASHER, 10mm, (as required)	
14	8T-4223	12	WASHER, 12mm, (as required)	
15	323-7250	8	WEAR PAD, 15X50X200mm	
16	316-5502	1	BOOM WELDMENT	
17	336-6931	8	SHIM, 0.75mm, (as required)	
18	295-3346	8	SHIM, 1.5mm, (as required)	
21	316-5524	1	DOUBLE PULLEY	
22	316-5525	1	CHAIN PULLEY	
23	318-7361	1	PIN	
24	318-7362	1	PIN	
25	318-7363	2	BEARING	
26	318-7364	2	BEARING	
27		AR	CAT THREADLOCK	
28	316-5535	4	WEAR PAD, 34X45X200mm	
30	316-5540	2	SHIM, 0.75mm, (as required)	
31	316-5541	2	SHIM, 1.5mm, (as required)	
32	316-5544	1	HOSE GUIDE	
34	336-6929	2	SHIM, 1.5mm, (as required)	
35	336-6930	2	SHIM, 0.75mm, (as required)	
36		AR	LITHIUM GREASE	
121		AR	CAT THREADLOCK	
131	06V-7357	4	HEX HD CAPSCREW, 6X25mm, GR8.8, (torque to 12 Nm)	
132	8T-4205	4	WASHER, 6mm	
133	336-6934	1	HOSE GUIDE BRACKET	
134	336-6935	1	CHAIN GUIDE BRACKET	
NOTE: ITEM NUMBERS NOT LISTED ARE NOT USED ON THIS FIGURE.				



BOOM

Figure 2-4 Second Boom Section Assembly



PAM2850




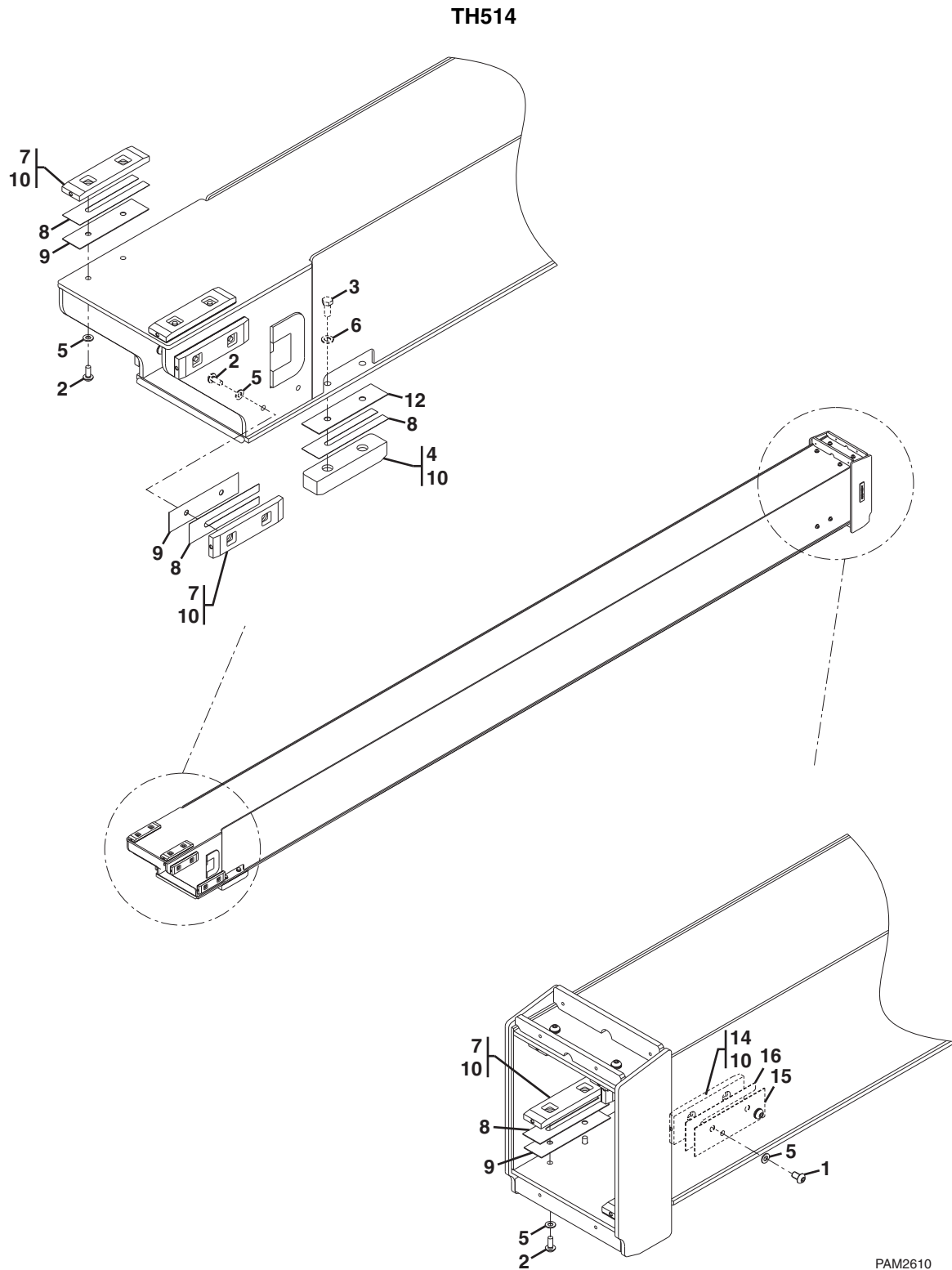
Figure 2-4 Second Boom Section Assembly

Item	Part Number	Qty.	Description	Rev.
	348-1645	1	SECOND BOOM SECTION ASSY, (includes all items)	
1		AR	CAT THREADLOCK	
2		2	BEARING, 45X50X40mm	
3		4	BEARING, 45X50X30mm	
4	8T-4137	10	HEX HD CAPSCREW, M10X20, GR8.8, (as required)	
	8T-4136	AR	HEX HD CAPSCREW, M10X25, GR8.8	
	8T-4195	AR	HEX HD CAPSCREW, M10X30, GR8.8	
	8T-4196	AR	HEX HD CAPSCREW, M10X35, GR8.8	
8	8T-4179	8	HEX HD CAPSCREW, M12X20, GR8.8	
9	8T-4192	8	HEX HD CAPSCREW, M12X25, GR8.8, (as required)	
11		1	SECOND SECTION BOOM WELDMENT	
12	352-2626	1	CHAIN CLEVIS	
13	352-2629	2	CHAIN CLEVIS	
14	323-5623	2	GREASE FITTING, STRAIGHT	
15		2	GREASE FITTING, 90 DEGREES	
16	8T-4131	4	HEX NUT, M20X2.5	
17	352-2630	1	PIN	
18	352-2631	2	PIN	
19	352-2632	2	PIN	
20	352-2635	2	PULLEY SHEAVE	
21	352-2637	2	RETRACT PULLEY	
22	095-0919	2	RETAINING RING	
23	352-2639	8	WIPER SEAL, 45X60X7.5mm	
24		4	HEX HD CAPSCREW, M12X30, (as required)	
	6V-8200	AR	HEX HD CAPSCREW, M12X35	
31	352-2647	2	SHIM, 1X60X200MM, (as required)	
	352-2642	AR	SHIM, 2X60X200mm	
	352-2648	AR	SHIM, 3X60X200mm	
	352-2649	AR	SHIM, 4X60X200mm	
35		4	PIN STOP PLATE	
36	323-7244	4	WEAR PAD, 15X70X200mm	
37	352-2651	1	WEAR PAD, 45X60X200mm	
38		1	WEAR PAD, 45X60X200mm	
39	329-3773	2	WEAR PAD, 39X31X200mm	
40	348-1612	16	WASHER, M12	
41	352-2652	8	WASHER	
42	8T-4121	16	WASHER, 10mm	
43	323-7250	8	WEAR PAD, 15X50X200mm	
44	353-3576	2	SPACER, 2X70X200mm	
45	353-3577	8	SHIM, 1X50X200mm, (as required)	
	353-3580	AR	SHIM, 2X50X200mm	
	352-2650	AR	SHIM, 3X50X200mm	
46	353-3578	2	SHIM, 1X70X200mm, (as required)	
	352-2640	AR	SHIM, 2X70X200mm	
	352-2643	AR	SHIM, 3X70X200mm	
	352-2644	AR	SHIM, 4X70X200mm	
48		4	LENS HD SCREW, M12X20	
			NOTE: ITEM NUMBERS NOT LISTED ARE NOT USED ON THIS FIGURE.	



BOOM

Figure 2-4 Second Boom Section Assembly



PAM2610

NOTE: USE ITEMS 5 & 6 AS REQUIRED TO ENSURE BOLT END IS BELOW THE PAD SURFACE AND THERE IS SUFFICIENT THREAD ENGAGEMENT WITH PAD INSERT.




Figure 2-4 Second Boom Section Assembly

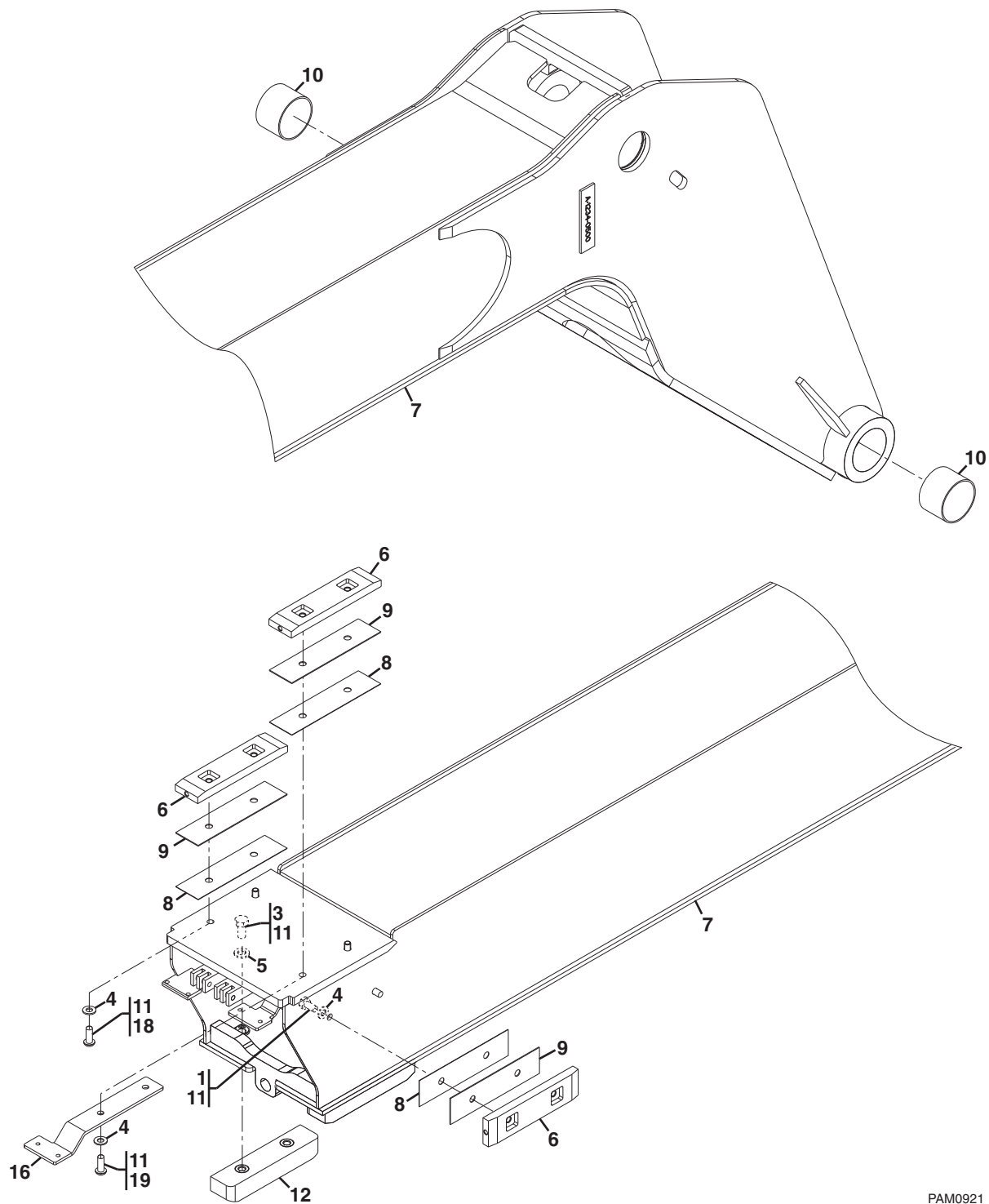
Item	Part Number	Qty.	Description	Rev.
	320-9294	1	SECOND BOOM SECTION ASSY, (includes all items)	G
1	253-9521	4	TORX HD SCREW, M12X20	
2	9X-2040	20	TRUSS HD SCREW, M10X25	
3	8T-4139	4	HEX HD CAPSCREW, M12X30, GR8.8	
4	323-7245	2	WEAR PAD	
5	8T-4121	20	WASHER, 10MM, (as required)	
6	8T-4223	4	WASHER, 12MM, (as required)	
7	323-7250	10	WEAR PAD	
8	357-7890	AR	SHIM, 50X200X.5	
9	295-3346	AR	SHIM, 1.5mm	
10		AR	CAT THREADLOCK	
12	316-5541	2	SHIM, 198X50X1.5MM	
13	320-9295	1	BOOM WELDMENT	
14	323-7244	2	WEAR PAD	
15	323-7252	2	SHIM, 1.5X70X200MM	
16	357-7889	AR	SHIM, 70X200	
17		AR	CAT MULTIPURPOSE GREASE - NLGI Grade 2	



BOOM

Figure 2-5 Third Boom Section Assembly

TH414



PAM0921

NOTE: USE ITEMS 4 & 5 AS REQUIRED TO ENSURE BOLT END IS BELOW THE PAD SURFACE AND THERE IS SUFFICIENT THREAD ENGAGEMENT WITH PAD INSERT.




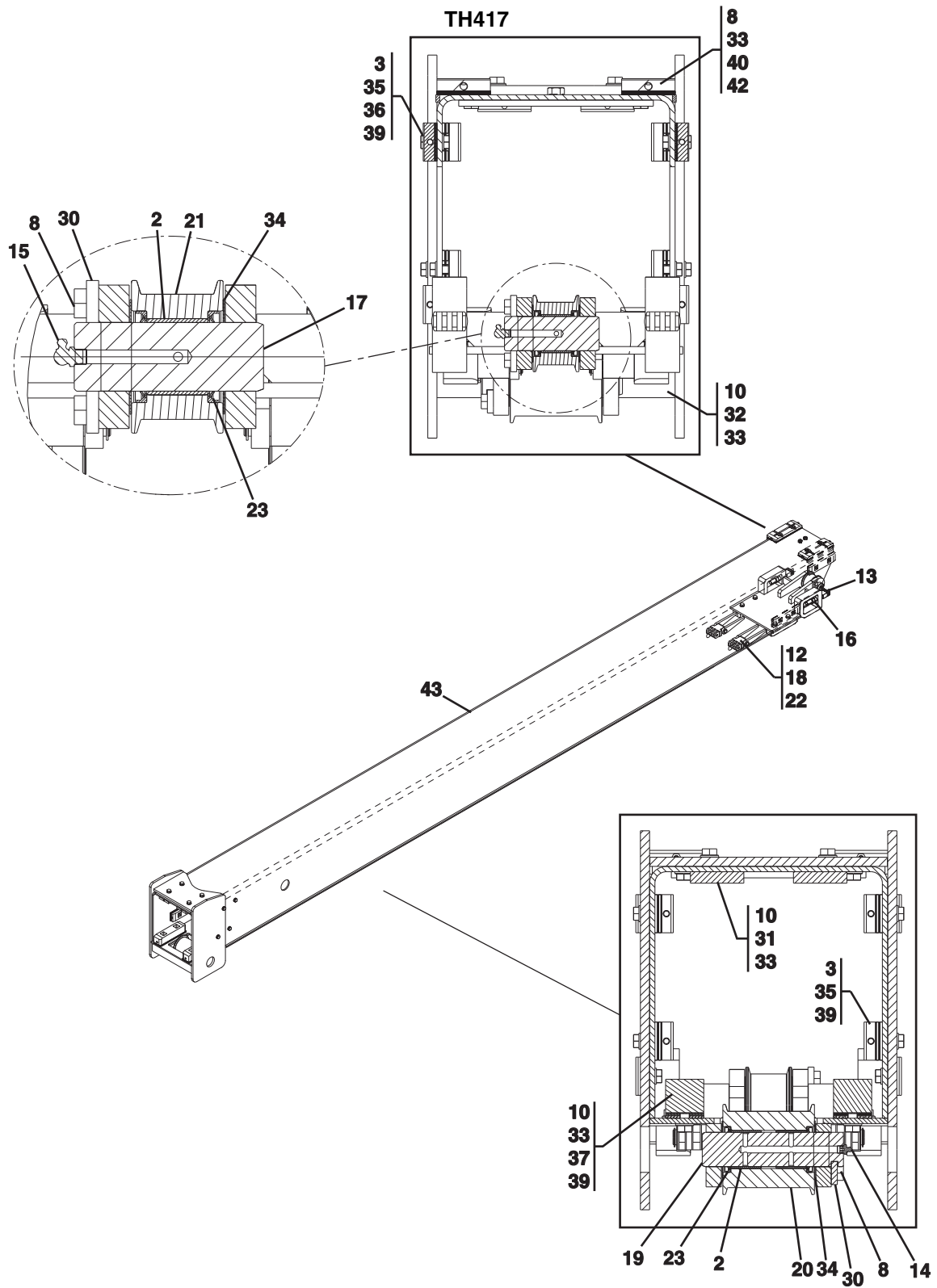
Figure 2-5 Third Boom Section Assembly

Item	Part Number	Qty.	Description	Rev.
	316-5503	1	THIRD BOOM SECTION ASSY, (includes all items)	L
1	9X-2041	4	TORX HD CAPSCREW, 10X20mm	
3	337-5000	4	TORX HD CAPSCREW, 12X25mm	
4	8T-4121	8	WASHER, 10mm, (as required)	
5	8T-4223	4	WASHER, 12mm, (as required)	
6	323-7250	4	WEAR PAD, 15X50X200mm	
7	316-5504	1	BOOM WELDMENT	
8	336-6931	4	SHIM, 0.75mm, (as required)	
9	295-3346	4	SHIM, 1.5mm, (as required)	
10	318-7351	2	BEARING	
11		AR	CAT THREADLOCK	
12	316-5535	2	WEAR PAD, 34X45X200mm	
16	325-5659	1	BRACKET	
18	172-5291	2	TORX HD CAPSCREW, 10X30mm	
19	9X-2039	2	TORX HD CAPSCREW, 10X35mm	
NOTE: ITEM NUMBERS NOT LISTED ARE NOT USED ON THIS FIGURE.				



BOOM

Figure 2-5 Third Boom Section Assembly



PAM2860




Figure 2-5 Third Boom Section Assembly

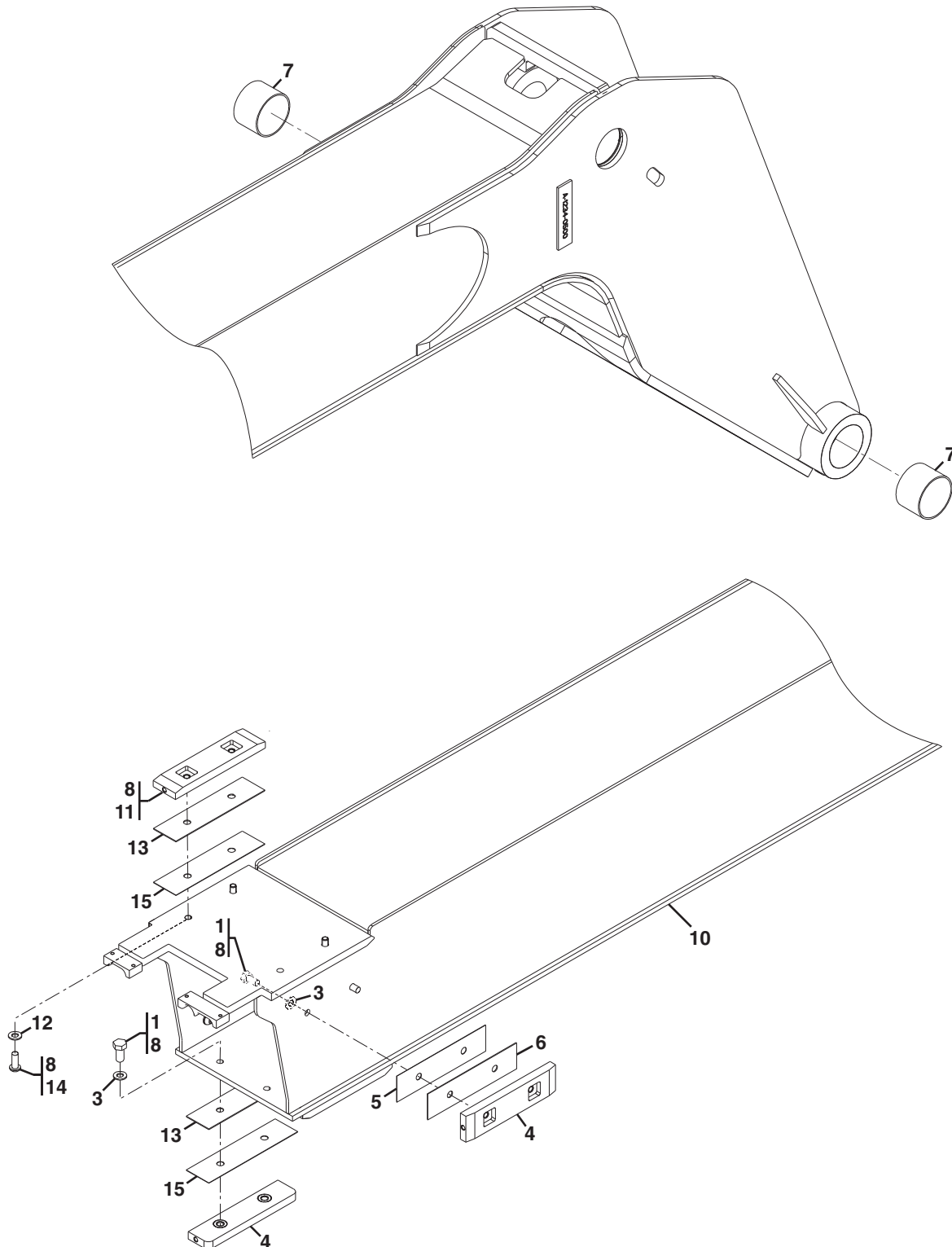
Item	Part Number	Qty.	Description	Rev.
	348-1646	1	THIRD BOOM SECTION ASSY, (includes all items)	B
1		AR	CAT THREADLOCK	
2		3	BEARING, 45X50X40mm	
3	8T-4137	8	HEX HD CAPSCREW, M10X20, GR8.8, (as required)	
		AR	HEX HD CAPSCREW, M10X22, GR8.8	
	8T-4136	AR	HEX HD CAPSCREW, M10X25, GR8.8	
	8T-4196	AR	HEX HD CAPSCREW, M10X35, GR8.8	
	8T-4186	AR	HEX HD CAPSCREW, M10X40, GR8.8	
8	8T-4179	8	HEX HD CAPSCREW, M12X20, GR8.8, (as required)	
	8T-4192	AR	HEX HD CAPSCREW, M12X25, GR8.8	
10	8T-4139	12	HEX HD CAPSCREW, M12X30, GR8.8, (as required)	
	8T-4956	AR	HEX HD CAPSCREW, M12X35, GR8.8	
12		2	CHAIN CLEVIS	
13	352-2627	2	CHAIN CLEVIS	
14	323-5623	1	GREASE FITTING, STRAIGHT	
15		1	GREASE FITTING, 90 DEGREES	
16	8T-4131	4	HEX NUT, M20X2.5	
17	352-2631	1	PIN	
18	352-2633	2	PIN	
19	352-2634	1	PIN	
20	352-2636	1	SHEAVE PULLEY	
21	352-2637	1	RETRACT PULLEY	
22	095-0919	4	RETAINING RING	
23	352-2639	4	WIPER SEAL, 45X60X7.5mm	
30		2	PIN STOP PLATE	
31	323-7244	2	WEAR PAD, 15X70X200mm	
32	323-7245	2	WEAR PAD, 39X45X200mm	
33	348-1612	16	WASHER, M12	
34	352-2652	4	WASHER	
35	8T-4121	16	WASHER, M10	
36	323-7250	8	WEAR PAD, 15X50X200mm	
37	352-2653	2	SLIDING PAD	
39	353-3577	10	SHIM, 1X50X200mm, (as required)	
	353-3580	AR	SHIM, 2X50X200mm	
	352-2650	AR	SHIM, 3X50X200mm	
	352-2641	AR	SHIM, 4X50X200mm	
40	353-3578	2	SHIM, 1X70X200mm, (as required)	
	352-2640	AR	SHIM, 2X70X200mm	
	352-2645	AR	SHIM, 3X70X200mm	
	352-2646	AR	SHIM, 4X70X200mm	
42	352-2655	2	WEAR PAD, 16X70X200mm	
43		1	THIRD SECTION BOOM WELDMENT	
NOTE: ITEM NUMBERS NOT LISTED ARE NOT USED ON THIS FIGURE.				



BOOM

Figure 2-5 Third Boom Section Assembly

TH514



NOTE: USE ITEMS 5 & 6 AS REQUIRED TO ENSURE BOLT END IS BELOW THE PAD SURFACE AND THERE IS SUFFICIENT THREAD ENGAGEMENT WITH PAD INSERT.

PAM2600



Figure 2-5 Third Boom Section Assembly

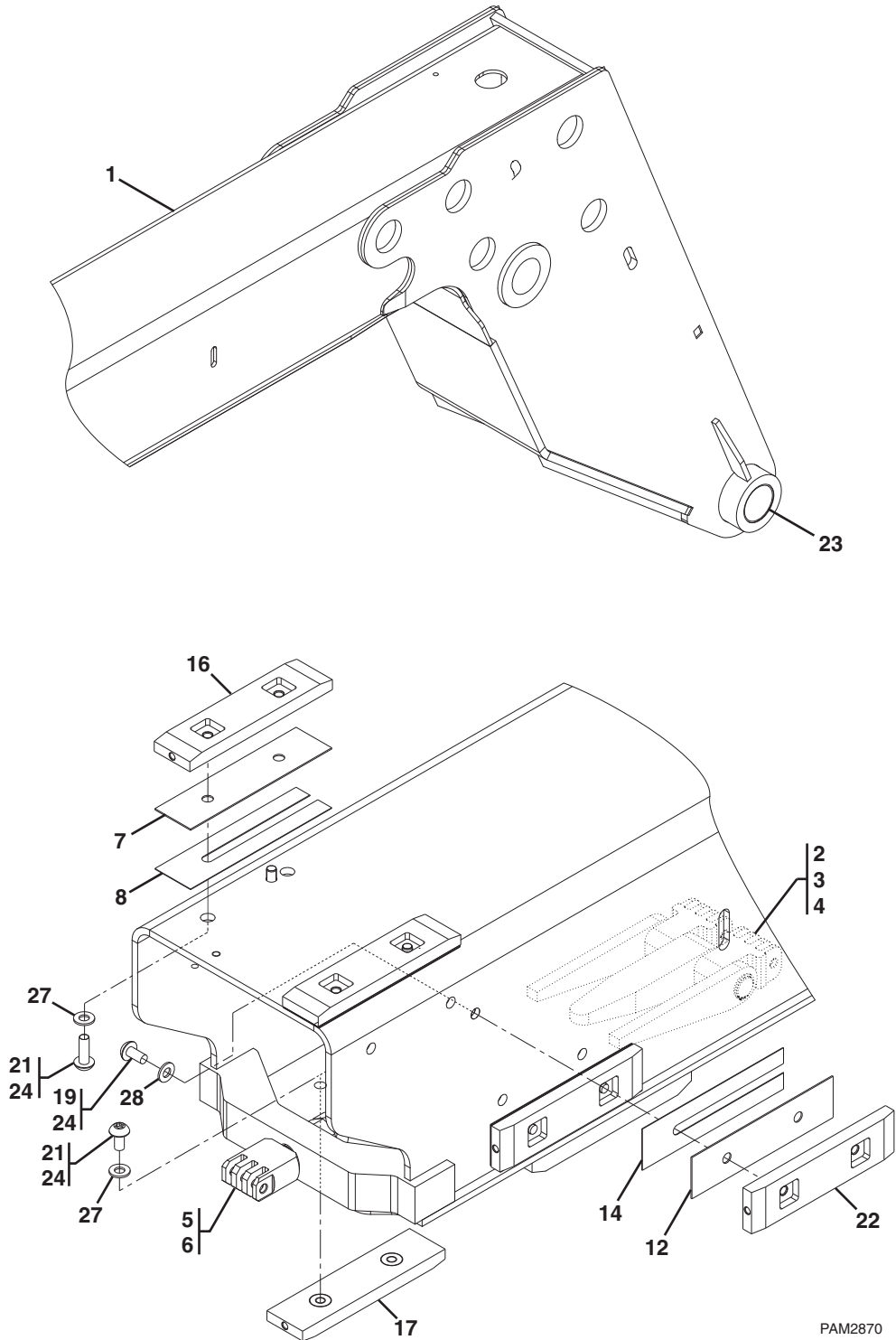
Item	Part Number	Qty.	Description	Rev.
	320-9296	1	THIRD BOOM SECTION ASSY, (includes all items)	F
1	9X-2041	12	BUTTON HD CAPSCREW, M10X20	
3	8T-4121	8	WASHER, 10MM	
4	323-7250	6	WEAR PAD	
5	336-6931	8	SHIM	
6	295-3346	8	SHIM	
7	318-7351	2	BEARING	
8		AR	CAT THREADLOCK	
10	320-9297	1	BOOM WELDMENT	
11	323-7244	2	WEAR PAD	
12	8T-4223	4	WASHER, 12MM	
13	323-7252	2	SHIM, 1.5X70X200mm	
14	337-8663	4	TORX HD SCREW, M12X30, GR8.8	
15	323-7263	2	SHIM, 0.5X70X200mm	



BOOM

Figure 2-6 Fourth Boom Section Assembly

TH417



PAM2870




Figure 2-6 Fourth Boom Section Assembly

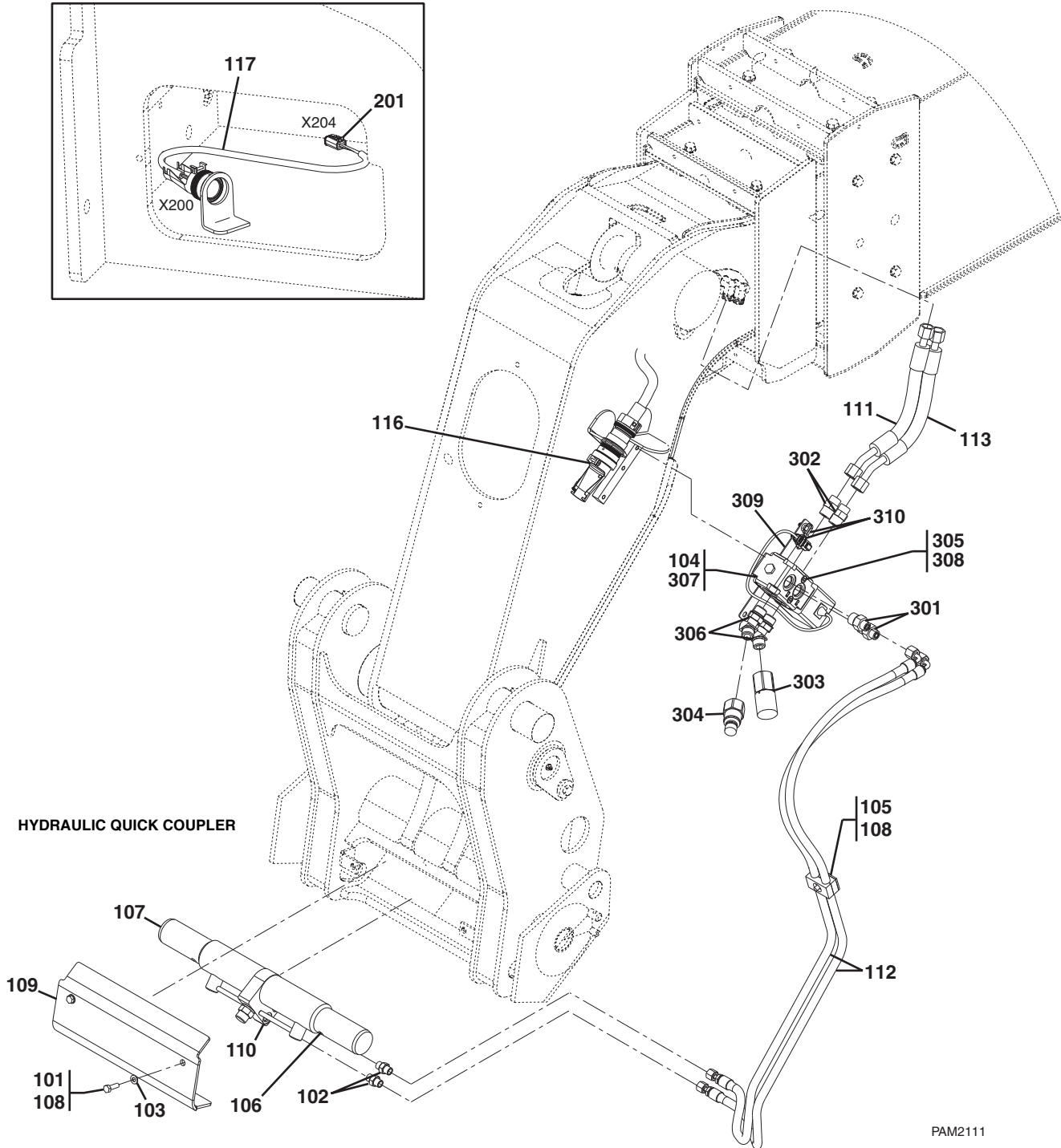
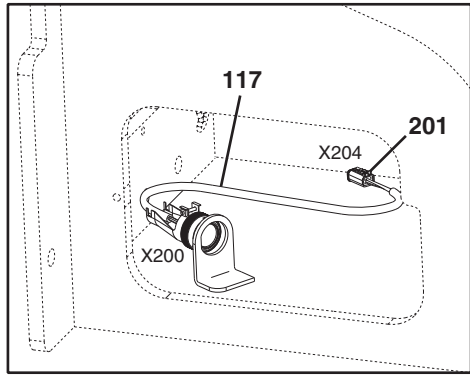
Item	Part Number	Qty.	Description	Rev.
	348-1617	1	FOURTH BOOM SECTION ASSY, (includes all items)	
1	351-7204	1	FOURTH SECTION BOOM WELDMENT	
2	352-2626	2	CHAIN CLEVIS	
3		1	PIN	
4	095-0919	2	RETAINING RING	
5	352-2629	1	CHAIN CLEVIS	
6	8T-4131	2	HEX NUT, M20X2.5	
7	353-3578	2	SHIM, 1X70X200mm, (as required)	
	353-3576	AR	SHIM, 2X70X200mm	
	352-2645	AR	SHIM, 3X70X200mm	
	352-2646	AR	SHIM, 4X70X200mm	
8	352-2640	2	SHIM, 2X70X200mm, (as required)	
	352-2644	AR	SHIM, 4X70X200mm	
12	353-3577	4	SHIM, 1X50X200mm, (as required)	
	352-2650	AR	SHIM, 3X50X200mm	
14	352-2641	4	SHIM, 4X50X200mm (as required)	
16	352-2655	2	WEAR PAD, 16X70X200mm	
17	323-7245	2	WEAR PAD, 39X45X200mm	
19	8T-4137	8	HEX HD CAPSCREW, M10X20, GR8.8, (as required)	
	8T-4136	AR	HEX HD CAPSCREW, M10X25, GR8.8	
21	8T-4179	8	HEX HD CAPSCREW, M12X20, GR8.8, (as required)	
	8T-4192	AR	HEX HD CAPSCREW, M12X25, GR8.8, (as required)	
22	323-7250	4	WEAR PAD, 15X50X200mm	
23	318-7351	2	BEARING, 70X50mm	
24		AR	CAT THREADLOCK	
26		AR	CAT MULTIPURPOSE GREASE - NLGI GRADE 2	
27	348-1612	8	WASHER, 12mm	
28	8T-4121	8	WASHER, 10mm	
NOTE: ITEM NUMBERS NOT LISTED ARE NOT USED ON THIS FIGURE.				



BOOM

Figure 2-7 Quick Coupler & Quick Disconnect Installation

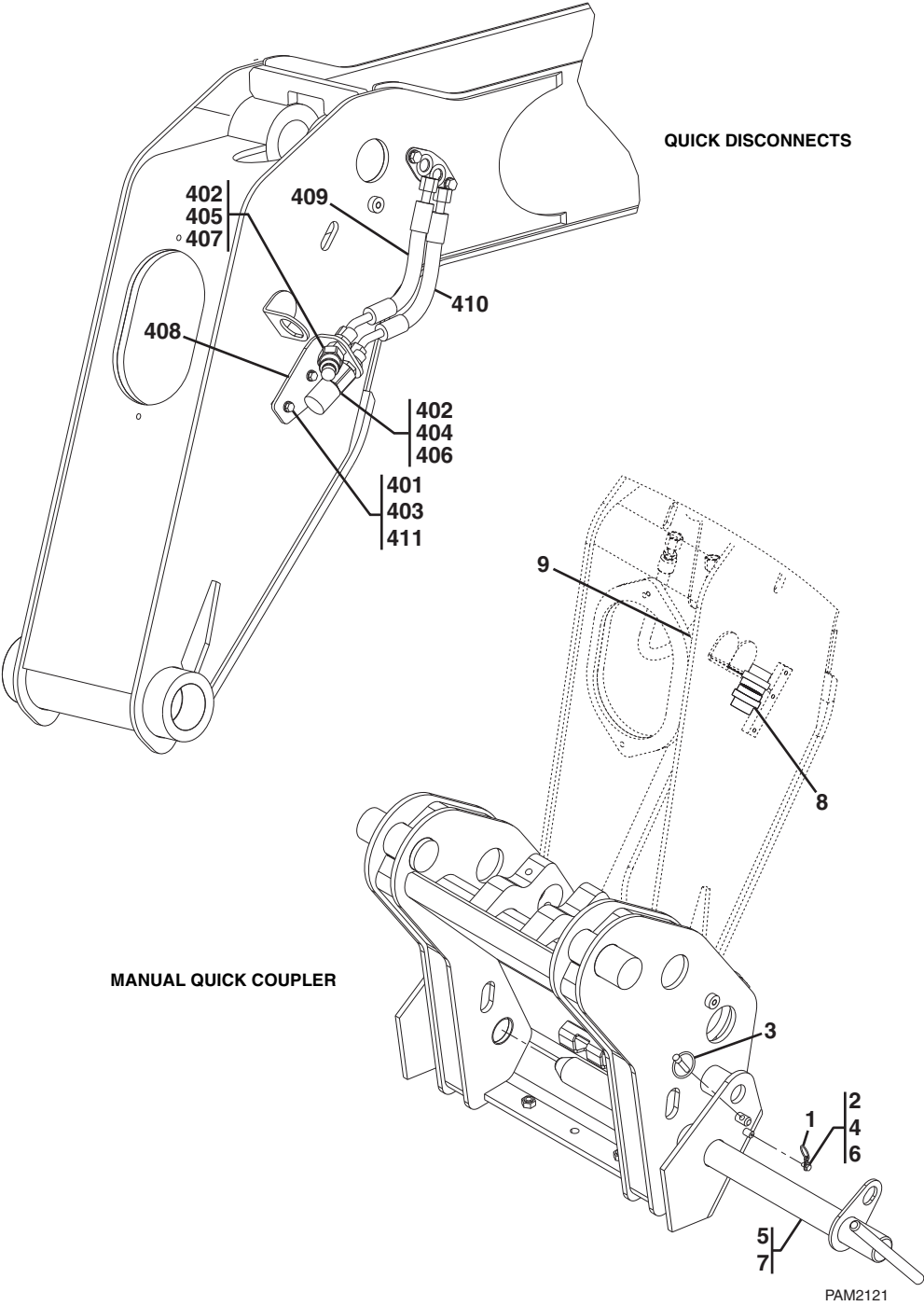
FRAME-TO-BOOM HARNESS VIEW



PAM2111



Figure 2-7 Quick Coupler & Quick Disconnect Installation (Continued)





BOOM

Figure 2-7 Quick Coupler & Quick Disconnect Installation

Item	Part Number	Qty.	Description	Rev.
	315-3641	Ref	MANUAL QUICK COUPLER INSTALLATION, (if equipped) , (not available to order, see items 1 thru 9 for service)	G
1		1	RING	
2		1	CHAIN	
3	339-8840	1	PIN	
4	303-4790	1	RIPP BOLT, M6X10	
5	315-3639	1	PIN	
6		AR	CAT THREADLOCK	
7		AR	CAT MULTIPURPOSE GREASE - NLGI GRADE 2	
8	329-3833	2	DUST CAP	
9	3S-2093	1	STRAP CABLE	
	318-2504	Ref	HYDRAULIC QUICK COUPLER INSTALLATION, (if equipped) , (not available to order, see items 101 thru 117 for service)	I
101	8T-4908	2	HEX HD CAPSCREW, M8X25, GR8.8	
102	298-7356	2	ADAPTER, (includes o-ring)	
103	8T-4224	2	WASHER, 8mm	
104	219-4048	1	DIVERTER VALVE ASSY, (includes items 301 thru 312)	C
105	222-0315	1	CLAMP ASSY	
	6V-5218	1	HEX HD CAPSCREW, M8X1.25	
106	328-3782	2	PIN, M12X40	
107	328-3781	2	ROUND PIN	
108		AR	CAT THREADLOCK	
109	316-5534	1	COVER PLATE	
110		Ref	QUICK COUPLER CYLINDER, (see Figure 9-7 for details)	
111	327-5119	1	HOSE ASSY	
112	315-4010	2	HOSE ASSY	
113	327-5120	1	HOSE ASSY	
116		Ref	AUXILIARY HYDRAULIC HARNESS, (see Figure 10-15 for details)	
117	318-0426	1	FRAME-TO-BOOM HARNESS, (includes item 201)	B
201	323-7237	1	CONNECTOR	
		1	CONNECTOR LOCK	
301	148-8319	2	CONNECTOR ASSY, (includes o-rings)	
302	148-8345	2	CONNECTOR ASSY, (includes o-rings)	
303	153-2994	1	MALE COUPLING	
304	153-2995	1	FEMALE COUPLING	
305	211-9032	2	HARD WASHER	
306	219-6331	1	ELBOW ASSY, (includes o-ring)	
307		Ref	DIVERTER VALVE, (see Figure 9-13 for details)	
308	6V-8213	2	HEX SOCKET HD CAPSCREW, M8X70	
309	347-1645	1	PLATE	
310	206-1345	2	STRAP CABLE	
311		Ref	HYDRAULIC QUICK COUPLER SWITCH KEY, (not shown), (see Figure 10-3 for details)	
312		Ref	SWITCH BODY, (not shown), (see Figure 10-3 for details)	
	325-7706	Ref	QUICK DISCONNECT INSTALLATION, (if equipped) , (use with manual quick coupler) , (not available to order, see items 401 thru 411 for service)	B
401	8T-4189	2	HEX HD CAPSCREW, M8X20, GR8.8	




Figure 2-7 Quick Coupler & Quick Disconnect Installation (Continued)

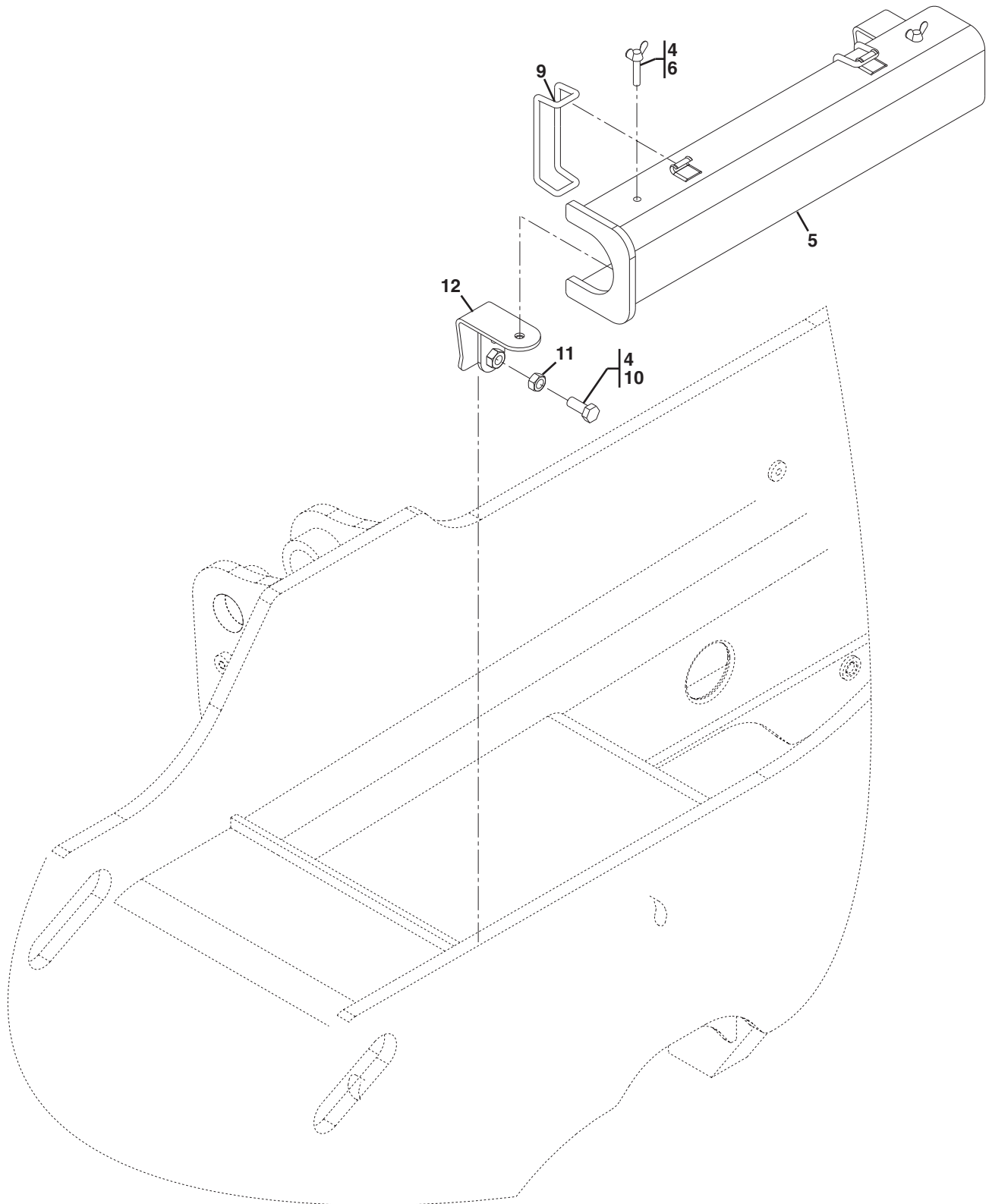
Item	Part Number	Qty.	Description	Rev.
402	330-4258	2	NUT	
403	5M-2894	2	WASHER, 8mm	
404	153-2994	1	FEMALE COUPLING	
405	153-2995	1	MALE COUPLING	
406	190-5236	1	CONNECTOR, (includes o-rings)	
407	330-4773	1	ELBOW, 45 DEGREES, (includes o-rings)	
408	320-9322	1	BRACKET	
409	327-5119	1	HOSE ASSY	
410	327-5120	1	HOSE ASSY	
411		AR	CAT THREADLOCK	

NOTE: ITEM NUMBERS NOT LISTED ARE NOT USED ON THIS FIGURE.



BOOM

Figure 2-8 Boom Prop Installation



NOTE: BOOM PROP ILLUSTRATED IN STORAGE POSITION

PAM2130




Figure 2-8 Boom Prop Installation

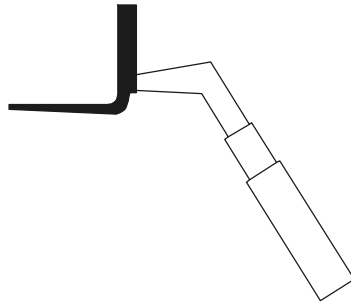
Item	Part Number	Qty.	Description	Rev.
	327-1056	Ref	BOOM PROP INSTALLATION, (TH414) , (not available to order, see items 4 thru 12 for service)	A
	330-3670	Ref	BOOM PROP INSTALLATION, (TH417, TH514) , (not available to order, see items 4 thru 12 for service)	A
4		AR	CAT THREADLOCK	
5	326-2012	1	BOOM PROP BRACKET, (TH414)	
	330-3671	1	BOOM PROP BRACKET, (TH417, TH514)	
6	327-1059	2	WING BOLT, M8X40	
9	329-3624	2	METAL C-CLIP	
10	8T-4139	2	HEX HD CAPSCREW, M12X30, GR8.8	
11	8T-4244	2	HEX NUT, M12X1.75	
12	327-1058	2	BRACKET	
NOTE: ITEM NUMBERS NOT LISTED ARE NOT USED ON THIS FIGURE.				

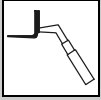


BOOM

This Page Intentionally Left Blank

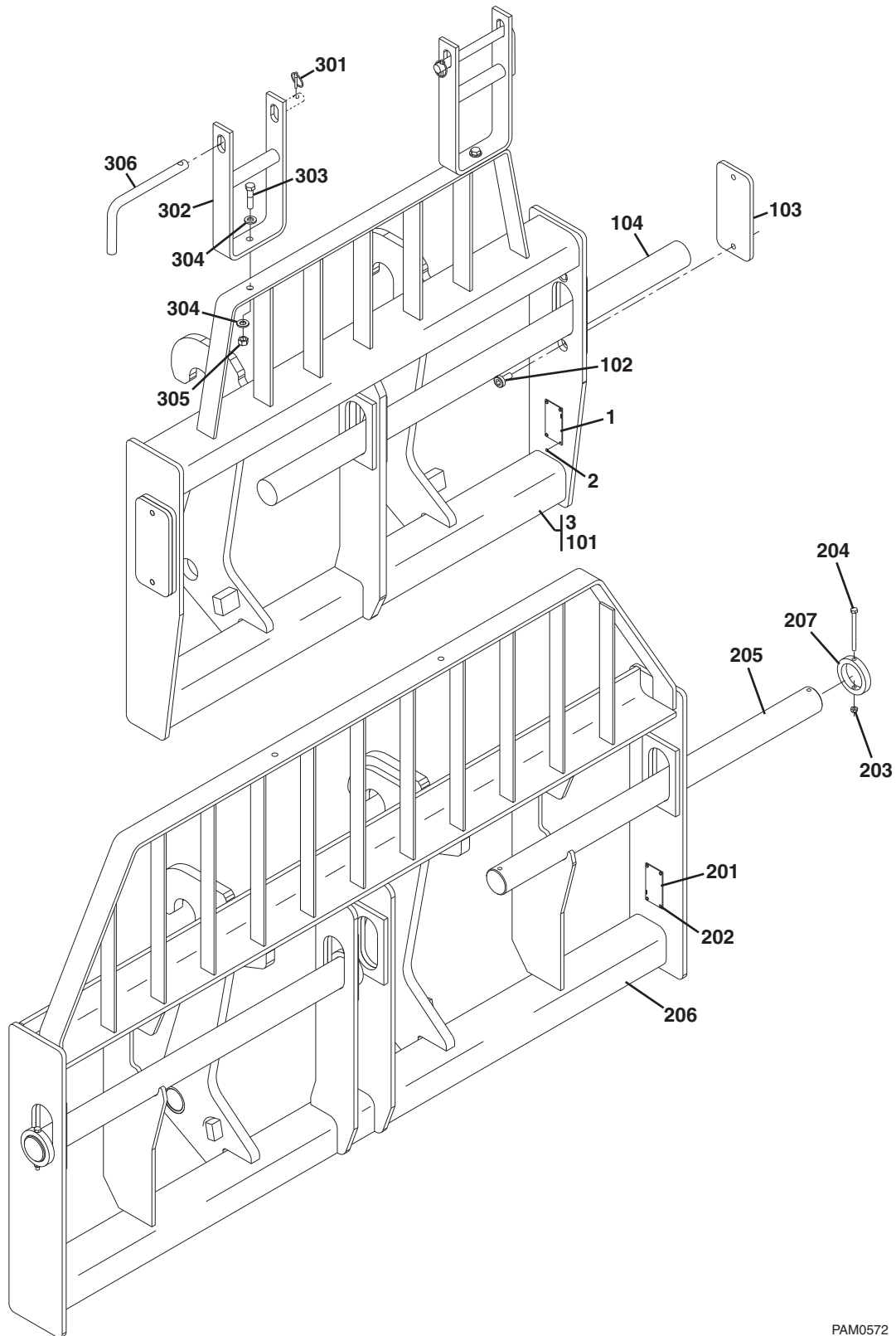
SECTION 3 ATTACHMENTS





ATTACHMENTS

Figure 3-1 Carriage Assembly



PAM0572

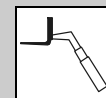
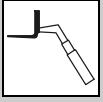


Figure 3-1 Carriage Assembly

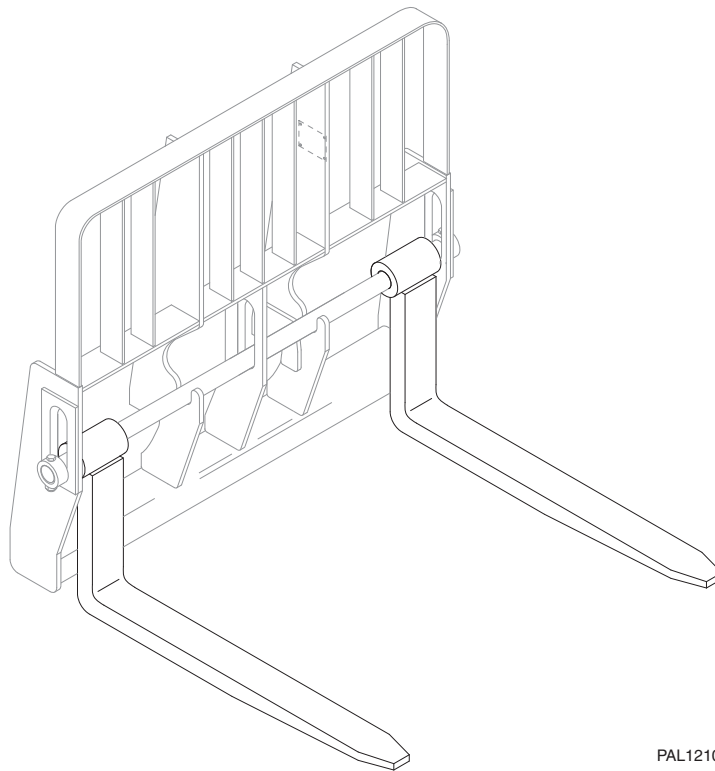
Item	Part Number	Qty.	Description	Rev.
	326-2013	1	CARRIAGE, (Standard), (TH414-CE, TH417-CE), (includes items 1 thru 3)	A
	326-2014	1	CARRIAGE, (Standard), (TH514-CE & ANSI), (includes items 1 thru 3)	
	351-2519	1	CARRIAGE, (Standard), (TH414-AUS, TH417-AUS), (includes items 1 thru 3)	
	351-2518	1	CARRIAGE, (Standard), (TH514-AUS), (includes items 1 thru 3))	
1		1	S/N PLATE	
2	168-8389	4	TACK FASTENER	
3		1	CARRIAGE ASSEMBLY, (includes items 101 thru 104)	B
101		1	CARRIAGE WELDMENT	
102	329-5277	4	SCREW	
103	329-5283	2	COVER	
104	329-5284	1	SHAFT	
	174-7731	1	CARRIAGE, (WIDE), (TH414-CE, TH417-CE, TH514-CE & ANSI), (includes 201 thru 207)	A
	351-2521	1	CARRIAGE, (WIDE), (TH414-AUS, TH417-AUS), (includes 201 thru 207)	
201		1	S/N PLATE	
202	168-8389	4	TACK FASTENER	
203	6V-9189	4	LOCKNUT, M8X1.25	
204	7X-2538	4	HEX HD CAPSCREW, 8X1.25mm	
205	295-3469	2	SHAFT	
206		1	CARRIAGE WELDMENT	
207	295-3475	4	COLLAR	
	325-5071	1	FORK RETENTION BRACKETS, (if equipped), (not available in Germany), (includes items 301 thru 306)	A
301	312-3338	2	RETAINING RING	
302	222-4672	2	BRACKET	
303	8T-4194	2	BOLT, M12X1.75	
304	8T-4223	4	HARD WASHER	
305	8T-4244	2	NUT	
306	326-1976	2	PIN	

NOTE: ITEM NUMBERS NOT LISTED ARE NOT USED ON THIS FIGURE.



ATTACHMENTS

Figure 3-2 Forks



PAL1210

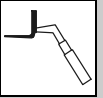


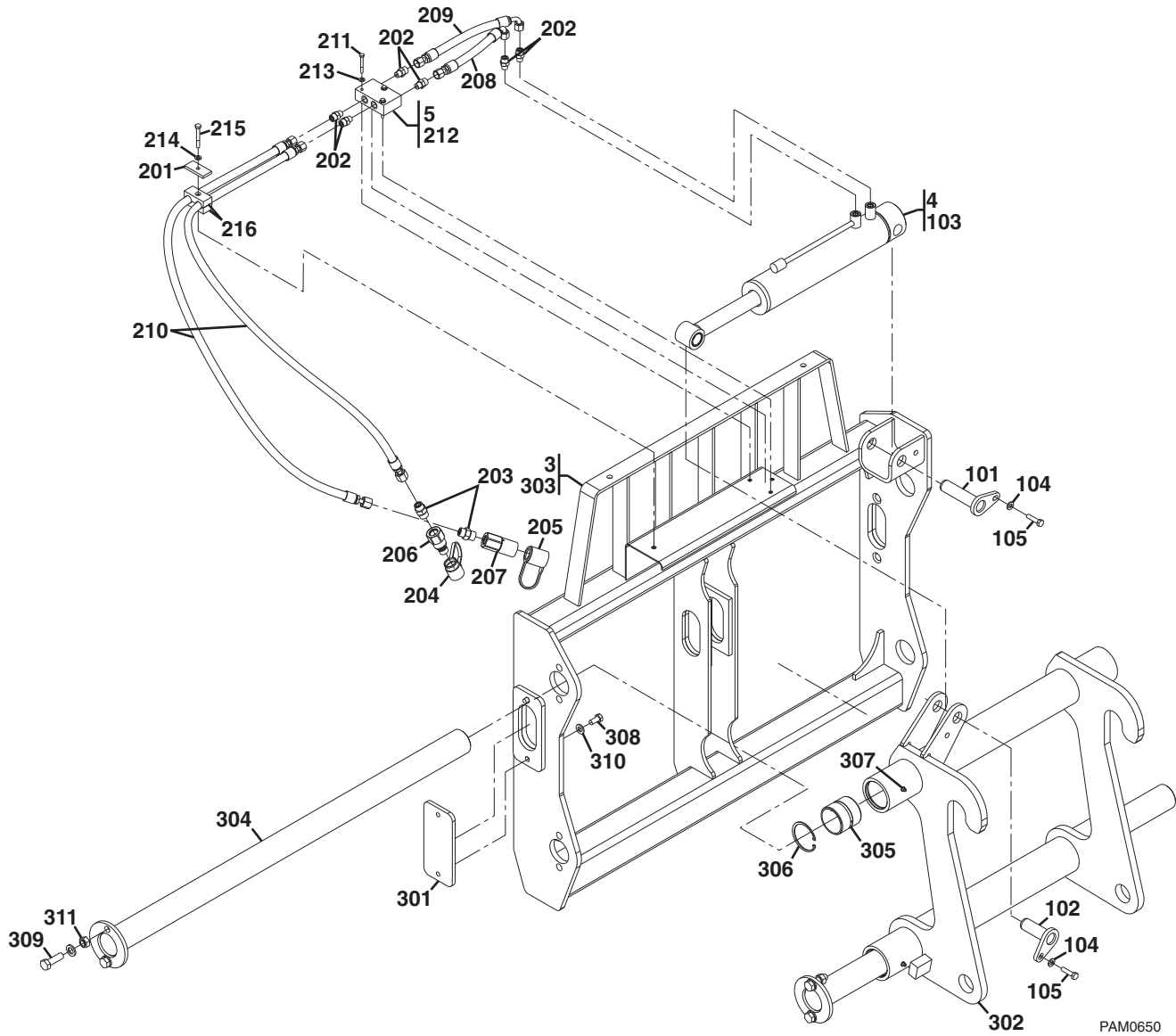
Figure 3-2 Forks

Item	Part Number	Qty.	Description	Rev.
	252-1454	2	PALLET FORK, 45X100X1070mm (1.8X3.9X42.1 in), (TH414-CE, TH417-CE), CE - 1940 kg capacity per fork @ 500 mm load center	A
	2L-1701	2	HEX HD CAPSCREW, 5/8-18, (not shown)	
	326-1997	2	PALLET FORK, 50X100X1200mm (2.0X3.9X47.2 in), (TH414-CE, TH417-CE), CE - 2000 kg capacity per fork @ 500 mm load center	B
	8T-4139	2	HEX HD CAPSCREW, M12X30, GR8.8	
	252-1456	2	PALLET FORK, 50X100X1525mm (2.0X3.9X60.0 in), (TH414-CE, TH417-CE), CE - 2500 kg capacity per fork @ 500 mm load center	A
	2L-1701	2	HEX HD CAPSCREW, 5/8-18, (not shown)	
	323-5635	2	PALLET FORK, 50X120X1200mm (2.0X4.7X47.2 in), (TH414-CE, TH417-CE), CE - 1800 kg capacity per fork @ 500 mm load center	B
	309-9153	2	HEX HD CAPSCREW, 16X25, GR8.8, (not shown)	
	252-1460	2	BLOCK FORK, 50X50X1220mm (2.0X2.0X48.0 in), (TH414-CE, TH417-CE), CE - 1000 kg capacity per fork @ 500 mm load center	A
	2L-1701	2	HEX HD CAPSCREW, 5/8-18, (not shown)	
	352-4117	2	PALLET FORK, 60X100X1200mm, (TH414-AUS, TH417-AUS), CE - 2000 kg capacity per fork @ 600mm load center	B
	8T-4139	2	HEX HD CAPSCREW, 12X30, GR8.8, (not shown)	
	326-1998	2	PALLET FORK, 60X100X1200mm, (TH514) CE - 2500 kg capacity per fork @ 500 mm load center ANSI - 4500 lb capacity per fork @ 24 in load center	
<p>NOTE: OTHER THAN BLOCK FORKS, ALL FORKS SHOULD BE USED IN MATCHED PAIRS, BLOCK FORKS USED IN MATCHED SETS.</p> <p>NOTE: FORKS RATED LESS THAN THE ATTACHMENT OR MACHINE'S CAPACITY DECREASE CAPACITY OF THE ATTACHMENT OR MACHINE TO THAT OF THE FORKS. FORKS RATED MORE THAN THE ATTACHMENT OR MACHINE'S CAPACITY DO NOT INCREASE ATTACHMENT OR MACHINE'S CAPACITY.</p> <p>NOTE: PLEASE CONSULT THE LOCAL CATERPILLAR DEALER TO DETERMINE THE CORRECT FORKS APPLICABLE TO YOUR SPECIFIC CARRIAGE ASSEMBLY AND APPLICATION.</p>				



ATTACHMENTS

Figure 3-3 Side Shift Carriage



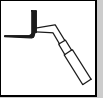


Figure 3-3 Side Shift Carriage

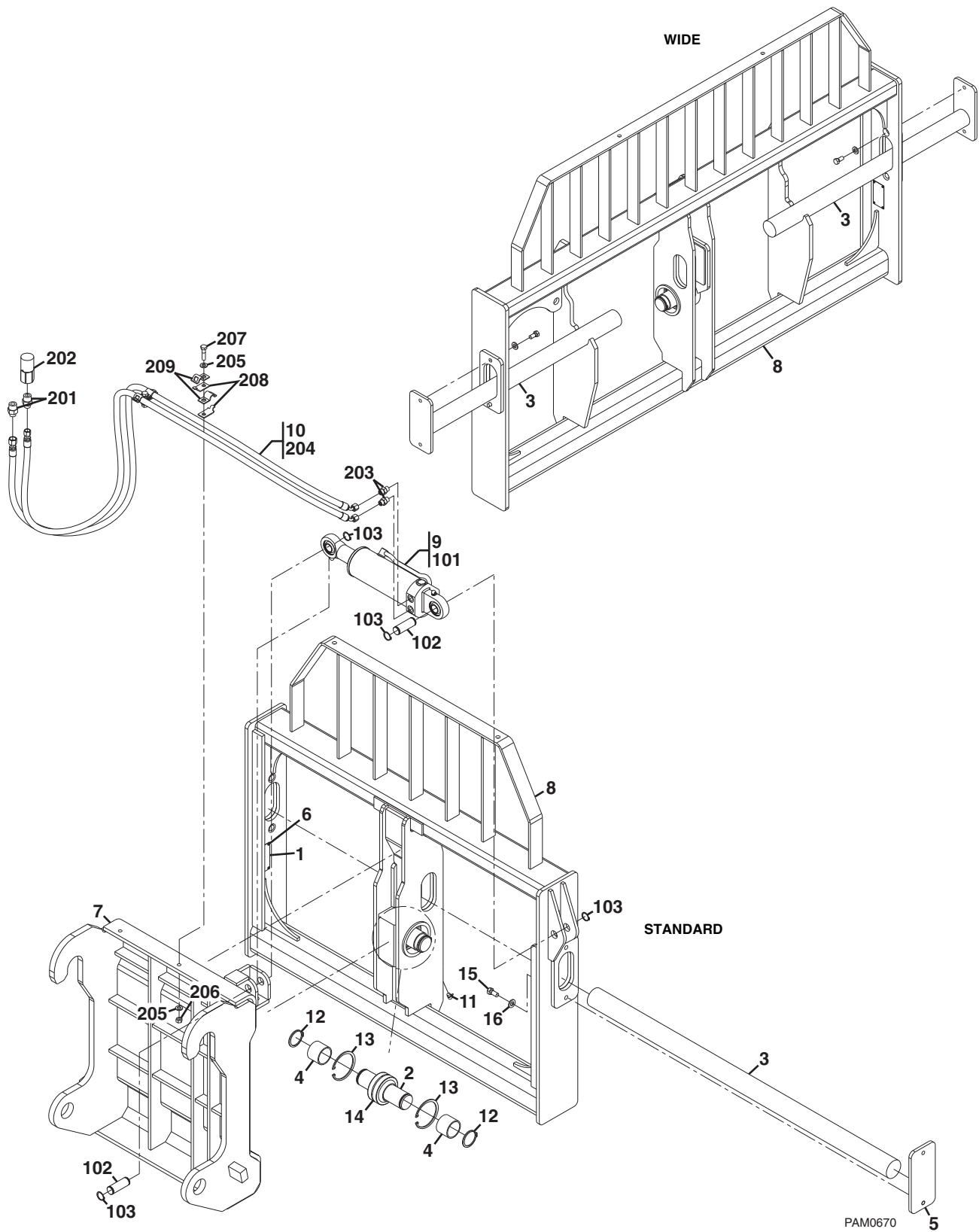
Item	Part Number	Qty.	Description	Rev.
	222-6210	1	SIDE SHIFT CARRIAGE, (CE & ANSI) , (includes items 1 thru 5)	A
	351-2520	1	SIDE SHIFT CARRIAGE, (AUS) , (includes items 1 thru 5)	B
1		1	S/N PLATE, (not shown)	
2		4	TACK FASTENER, (not shown)	
3		1	CARRIAGE ASSY, (includes items 301 thru 311)	A
4	224-5083	1	CYLINDER MOUNTING, (includes items 101 thru 105)	A
5	224-5092	Ref	HYDRAULIC LINE INSTALLATION, (not available to order, see items 201 thru 216 for service)	A
101	224-5084	1	PIN	
102	224-5087	1	PIN	
103	224-5091	1	SIDE TILT CYLINDER	
	334-0333	1	SEAL KIT	
104	8T-4121	2	HARD WASHER	
105	8T-4186	2	BOLT, 10X1.5mm	
201	102-8705	1	PLATE	
202	148-8336	6	FITTING, (includes o-rings)	
203	148-8345	2	FITTING, (includes o-rings)	
204	152-5717	1	DUST CAP	
205	152-5718	1	DUST CAP	
206	295-3353	1	COUPLING	
207	295-3354	1	COUPLING	
208	224-5093	1	HOSE ASSY	
209	224-5094	1	HOSE ASSY	
210	228-9502	2	HOSE ASSY	
211	7X-2534	3	BOLT, 6X1mm	
212	295-3467	1	CHECK VALVE	
213	8T-4205	3	HARD WASHER	
214	8T-4224	1	HARD WASHER	
215	8T-6869	1	BOLT, 8X1.25mm	
216	9V-6588	2	CLAMP	
301	163-3101	2	PLATE	
302		1	CARRIER	
303		1	CARRIAGE	
304	224-5079	2	GUIDE BAR	
305	224-5082	4	BUSH	
306	2R-1236	4	RETAINING RING	
307	3B-8489	4	GREASE FITTING	
308	8T-4192	4	HEX HD CAPSCREW, M12X1.75	
309	8T-4193	4	HEX HD CAPSCREW, M16X2	
310	8T-4223	4	HARD WASHER	
311	9X-8257	4	WASHER	

NOTE: ITEM NUMBERS NOT LISTED ARE NOT USED ON THIS FIGURE.



ATTACHMENTS

Figure 3-4 Rotate/Side Tilt Carriage



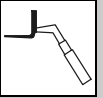
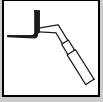


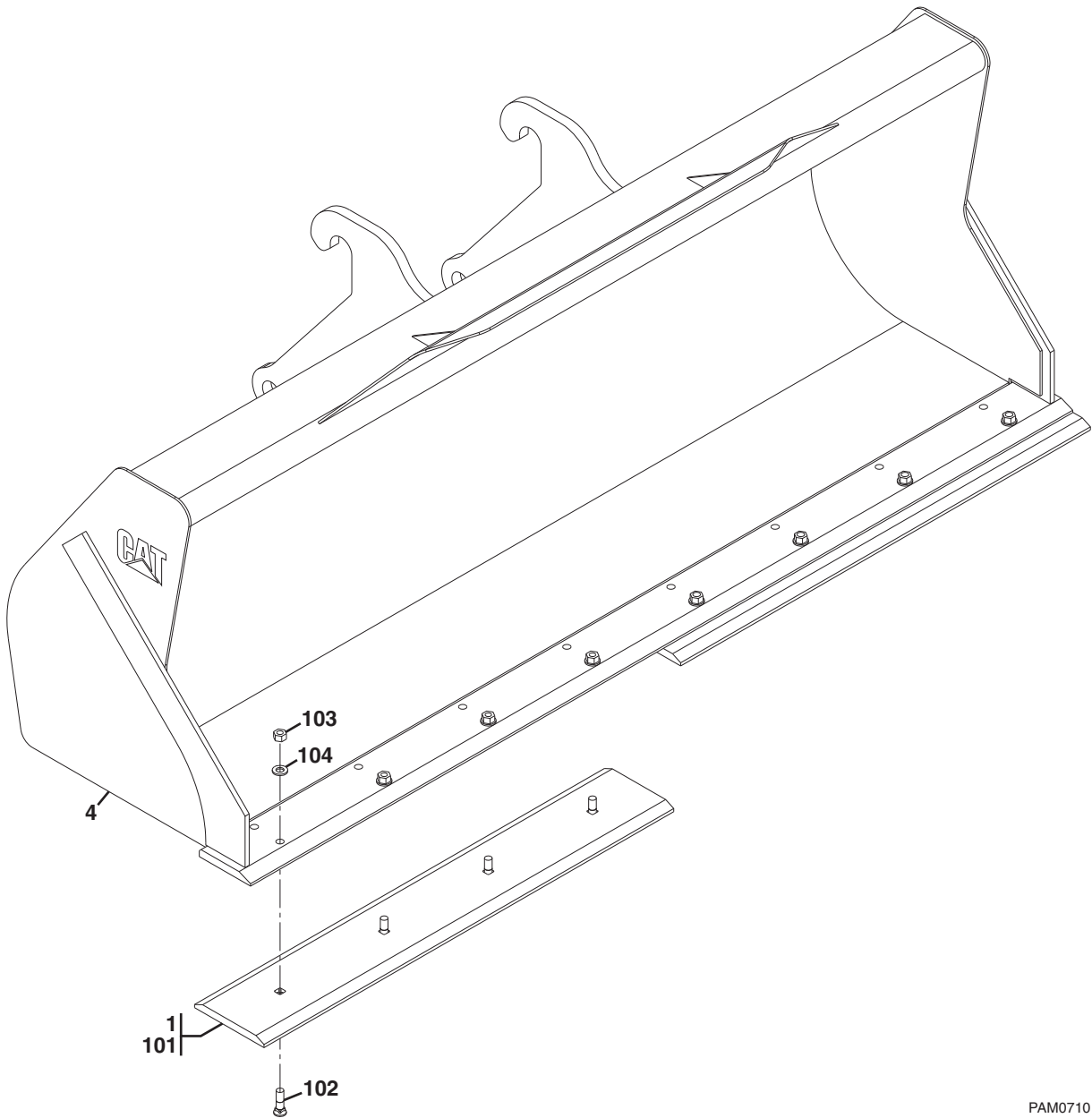
Figure 3-4 Rotate/Side Tilt Carriage

Item	Part Number	Qty.	Description	Rev.
	231-3229	1	ROTATE/SIDE TILT CARRIAGE, (STANDARD) , (CE & ANSI) , (includes items 1 thru 16)	A
	351-2523	1	ROTATE/SIDE TILT CARRIAGE, (STANDARD) , (AUS) , (includes items 1 thru 16)	B
	227-5748	1	ROTATE/SIDE TILT CARRIAGE, (WIDE) , (CE & ANSI) , (includes items 1 thru 16)	A
	351-2522	1	ROTATE/SIDE TILT CARRIAGE, (WIDE) , (AUS) , (includes items 1 thru 16)	B
1		1	S/N PLATE	
2	160-4129	1	SHAFT	
3	295-3356	1	SHAFT, (STANDARD)	
	163-6283	2	SHAFT, (WIDE)	
4	160-4659	2	SPACER	
5	163-3101	2	PLATE	
6	295-3441	4	TACK FASTENER	
7		1	FORK CARRIER	
8		1	CARRIAGE ASSEMBLY, (STANDARD)	
		1	CARRIAGE ASSEMBLY, (WIDE)	
9	235-2662	1	CYLINDER MOUNTING, (includes items 101 thru 103)	A
10	235-2663	Ref	HYRAULIC INSTALLATION, (not available to order, see items 201 thru 209 for service)	A
11	3B-8488	1	GREASE FITTING	
12	6V-8757	2	RETAINING RING	
13	8T-0707	2	RETAINING RING	
14	8T-1114	1	BEARING	
15	8T-4192	4	HEX HD CAPSCREW, 12X1.75mm	
16	8T-4223	4	HARD WASHER	
101	160-0064	1	CYLINDER	
	8Q-6229	1	SEAL KIT	
102	160-4658	2	PIN	
103	6V-8754	4	RETAINING RING	
201	148-8319	2	CONNECTOR	
202	295-3353	1	COUPLING	
203	156-3691	2	ADAPTER	
204	234-1457	2	HOSE ASSY	
205	8T-4121	4	HARD WASHER	
206	8T-4133	2	NUT, M10X1.5	
207	8T-4186	2	HEX HD CAPSCREW, 10X1.5mm	
208	9R-1004	4	CLIP	
209	9R-1005	4	CLIP	
NOTE: ITEM NUMBERS NOT LISTED ARE NOT USED ON THIS FIGURE.				



ATTACHMENTS

Figure 3-5 General Purpose Bucket



PAM0710

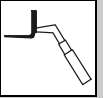
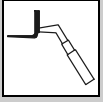


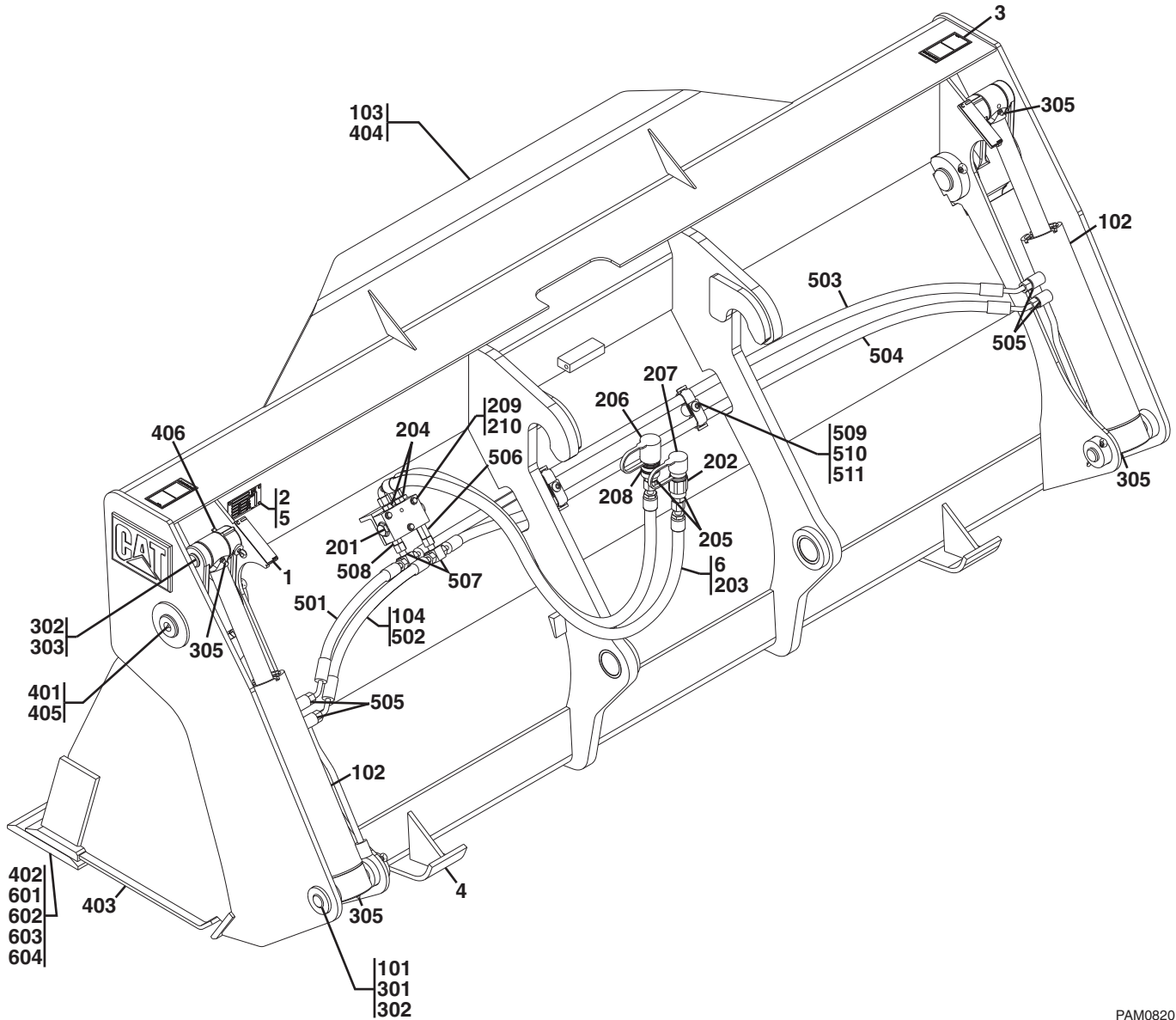
Figure 3-5 General Purpose Bucket

Item	Part Number	Qty.	Description	Rev.
	163-4261	1	1.0 m ³ (1.3 CU YD) GENERAL PURPOSE BUCKET, (CE & ANSI), (includes items 1 thru 4)	A
1	9R-5320	1	CUTTING EDGE ASSY, (includes items 101 thru 104)	A
2		1	S/N PLATE, (not shown)	
3	168-8389	4	TACK FASTENER, (not shown)	
4		1	BUCKET	
101	295-3349	2	CUTTING EDGE	
102	3F-5108	8	BOLT	
103	4K-0367	8	NUT	
104	8T-4122	8	WASHER	
NOTE: ITEM NUMBERS NOT LISTED ARE NOT USED ON THIS FIGURE.				



ATTACHMENTS

Figure 3-6 Multi-Purpose Bucket



PAM0820

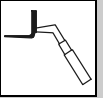
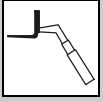


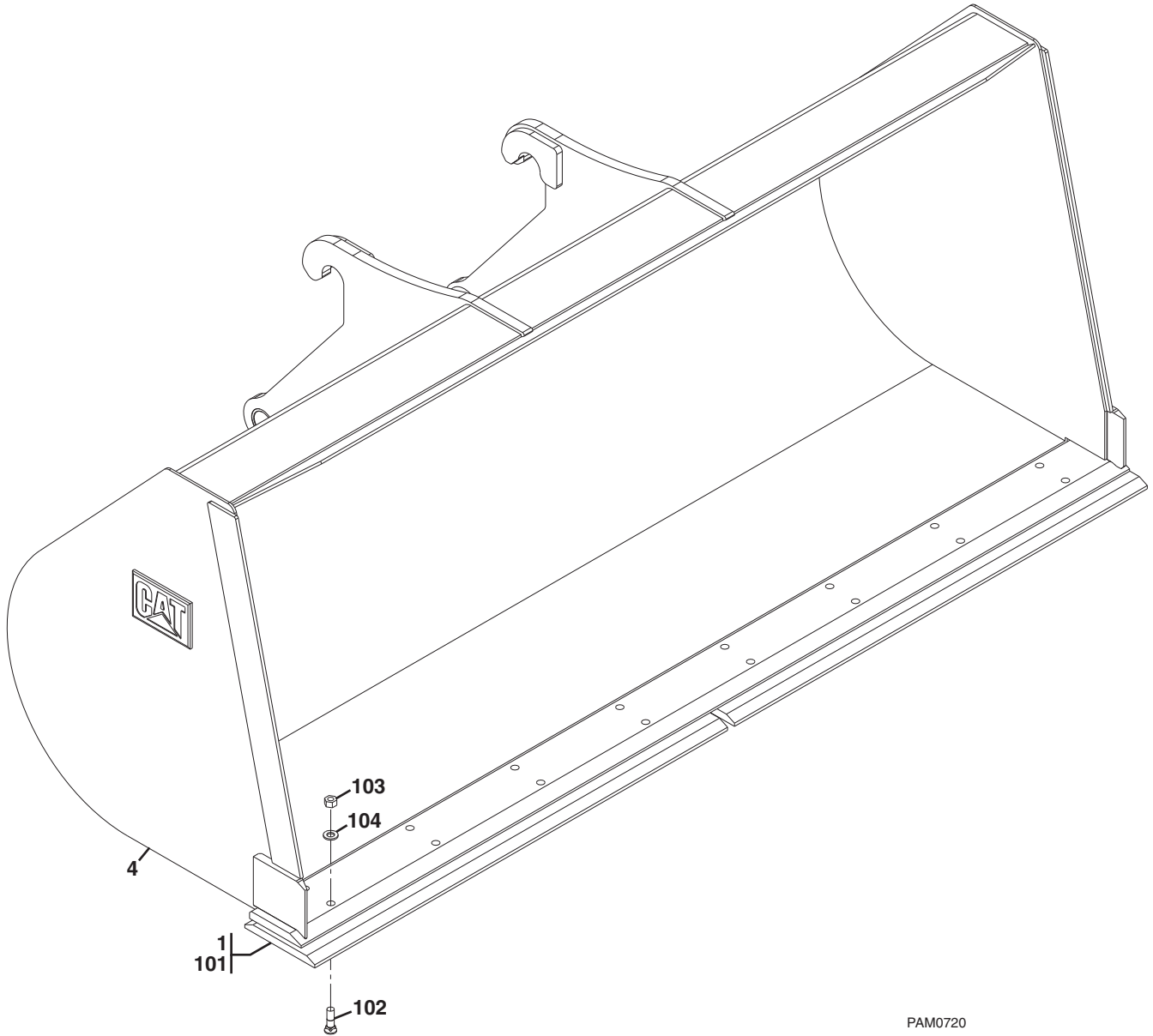
Figure 3-6 Multi-Purpose Bucket

Item	Part Number	Qty.	Description	Rev.
	163-4265	1	1.0 m ³ (1.3 CU YD) MULTI-PURPOSE BUCKET, (TH414), (includes items 1 thru 6)	A
1	106-9387	2	INDICATOR FILM	
2		1	S/N PLATE	
3	159-8038	2	WARNING FILM	
4		1	BUCKET ASSY, (includes items 101 thru 104)	A
5		4	TACK FASTENER	
6	188-6161	1	HYDRAULIC LINES ASSY, (includes items 201 thru 210)	A
101	9R-4668	Ref	CYLINDER MOUNTING INSTALLATION, (not available to order, see items 301 thru 305 for service)	A
102	9T-4006	2	CYLINDER	
103		1	BUCKET ASSY, (includes items 401 thru 406)	A
104	227-6676	1	HYDRAULIC ASSY, (includes items 501 thru 511)	A
201	8I-3959	1	CHECK VALVE	
202	185-7887	1	COUPLING	
203	189-3650	2	HOSE ASSY	
204	148-8336	2	FITTING, (includes o-rings)	
205	148-8345	2	FITTING, (includes o-rings)	
206	152-5717	1	DUST CAP	
207	152-5718	1	DUST CAP	
208	153-2994	1	COUPLING	
209	8C-8451	3	HEX HD CAPSCREW, M6X1	
210	8T-4205	3	HARD WASHER	
301	9R-4677	2	PIN	
302	3B-5317	4	RETAINING RING	
303	9R-4678	2	PIN	
305	3B-8489	4	FITTING	
401	9R-4676	2	PIN	
402	9R-5320	1	CUTTING EDGE ASSY, (includes items 601 thru 604)	A
403	126-4225	1	WELDMENT	
404		1	WELDMENT	
405	3B-8489	2	GREASE FITTING	
406	4J-1888	2	COTTER PIN	
501	227-2000	1	HOSE ASSY	
502	227-2001	1	HOSE ASSY	
503	227-2002	1	HOSE ASSY	
504	227-2004	1	HOSE ASSY	
505	148-8336	4	FITTING, (includes o-rings)	
506	148-8338	1	FITTING, (includes o-rings)	
507	148-8434	2	TEE ADAPTER	
508	155-7327	1	FITTING, (includes o-rings)	
509	8T-1891	4	CLIP	
510	8T-1892	4	CLIP	
511	9X-2040	2	SOCKET HD CAPSCREW, M10X1.5	
601	295-3349	2	CUTTING EDGE	
602	3F-5108	8	BOLT	
603	4K-0367	8	NUT	
604	8T-4122	8	HARD WASHER	
NOTE: ITEM NUMBERS NOT LISTED ARE NOT USED ON THIS FIGURE.				



ATTACHMENTS

Figure 3-7 Material Handling Bucket



PAM0720

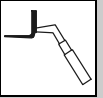
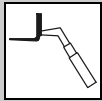


Figure 3-7 Material Handling Bucket

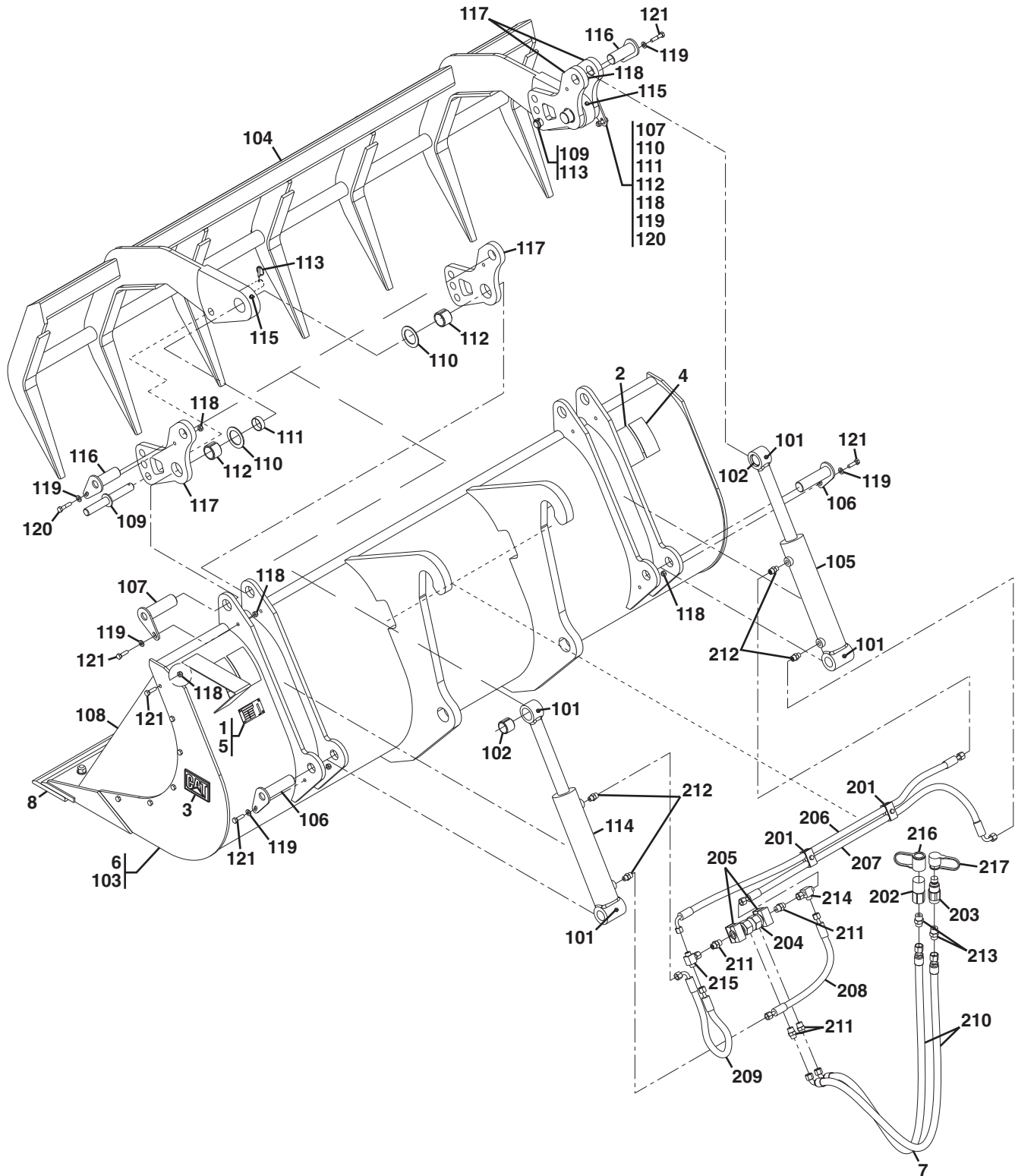
Item	Part Number	Qty.	Description	Rev.
	186-5838	1	1.5 m ³ (1.95 CU YD), MATERIAL HANDLING BUCKET, (TH414), (includes items 1 thru 4)	A
1	9R-5320	2	CUTTING EDGE ASSY, (includes items 101 thru 104)	A
2		1	S/N PLATE, (not shown)	
3		4	TACK FASTENER, (not shown)	
4		1	BUCKET	
101	295-3349	2	CUTTING EDGE	
102	3F-5108	8	BOLT	
103	4K-0367	8	NUT	
104	8T-4122	8	HARD WASHER	

NOTE: ITEM NUMBERS NOT LISTED ARE NOT USED ON THIS FIGURE.



ATTACHMENTS

Figure 3-8 Grapple Bucket



PAM0770

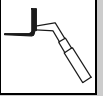


Figure 3-8 Grapple Bucket

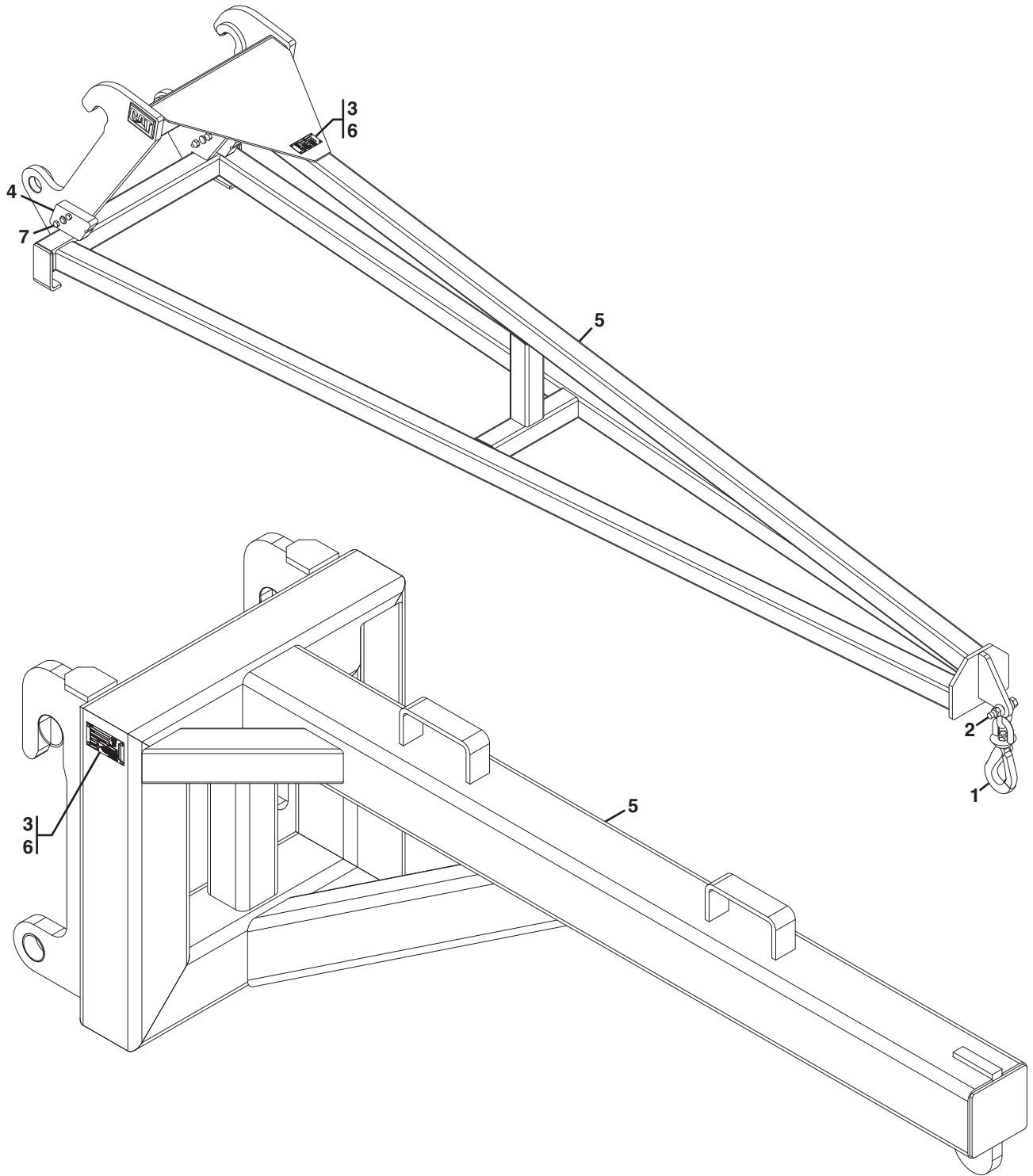
Item	Part Number	Qty.	Description	Rev.
	219-5515	1	0.9 m ³ (1.1 CU YD) GRAPPLE BUCKET, (TH414), (includes items 1 thru 8)	A
1		1	S/N PLATE	
2	159-8035	2	WARNING FILM	
3	161-4130	2	ID PLATE	
4	164-9989	2	WARNING FILM	
5	168-8389	4	TACK FASTENER	
6		1	BUCKET ASSY, (includes items 101 thru 121)	A
7	197-3633	Ref	HYDRAULIC INSTALLATION, (not available to order, see items 201 thru 217 for service)	A
8	230-4277	1	CUTTING EDGE KIT, (includes mounting hardware)	
101	191-4462	4	GREASE FITTING	
102	196-9118	2	BEARING	
103		1	BUCKET WELDMENT	
104	197-3615	1	GRAPPLE WELDMENT	
105	197-3617	1	CYLINDER	
106	197-3618	2	PIN	
107	197-3619	2	PIN	
108	197-3620	2	PLATE	
109	197-3621	2	PIN	
110	197-3622	4	SPACER	
111	197-3623	2	TUBE	
112	197-3624	4	BEARING	
113	197-3631	2	PIN	
114	197-4830	1	CYLINDER	
115	197-4831	2	GREASE FITTING	
116	266-8312	2	PIN	
117	267-1246	4	BRACKET	
118	6V-7744	18	LOCKNUT, M10X1.5	
119	8T-4121	6	HARD WASHER	
120	8T-4182	2	BOLT, M12X1.75	
121	8T-4196	16	BOLT, M10X1.5	
201	089-7614	2	CLAMP KIT, (includes mounting hardware)	
202	153-2994	1	COUPLING	
203	185-7887	1	COUPLING	
204	196-9112	1	VALVE	
205	196-9113	2	CLAMP, (includes fixing bolts)	
206	197-3625	1	HOSE ASSY	
207	197-3626	1	HOSE ASSY	
208	197-3627	1	HOSE ASSY	
209	197-3628	1	HOSE ASSY	
210	197-3629	2	HOSE ASSY	
211	148-8318	4	FITTING, (includes o-rings)	
212	148-8336	4	FITTING, (includes o-rings)	
213	148-8345	2	FITTING, (includes o-rings)	
214	148-8433	1	TEE ADAPTER	
215	148-8434	1	TEE ADAPTER	
216	152-5717	1	DUST CAP	
217	152-5718	1	DUST CAP	

NOTE: ITEM NUMBERS NOT LISTED ARE NOT USED ON THIS FIGURE.



ATTACHMENTS

Figure 3-9 Truss Boom



PAM0791

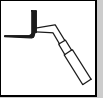
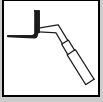


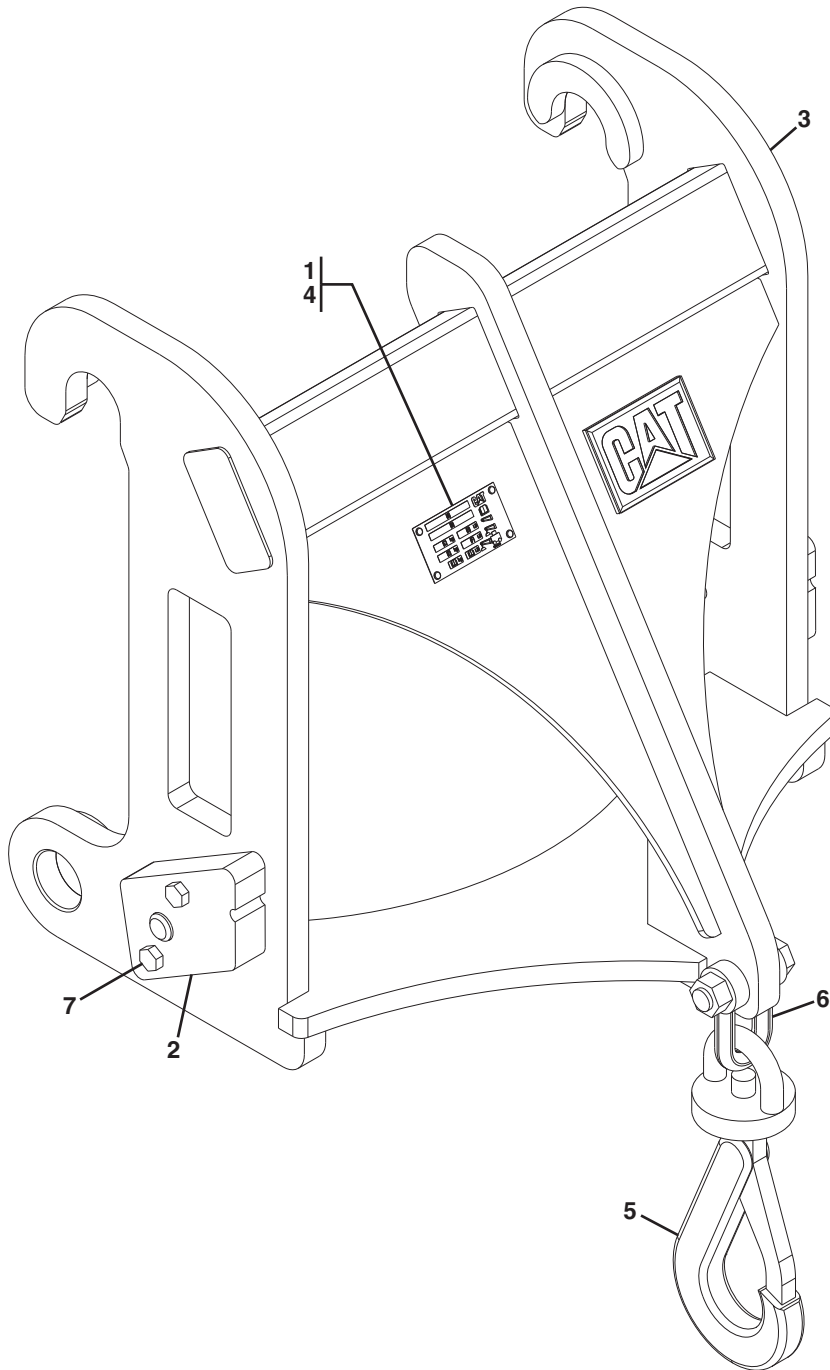
Figure 3-9 Truss Boom

Item	Part Number	Qty.	Description	Rev.
	169-3945	1	TRUSS BOOM, (CE & ANSI) , (includes all items)	A
	354-2622	1	TRUSS BOOM, (AUS) , (includes items 3, 5 & 6)	
1	9V-2714	1	HOOK	
2	9V-2715	1	SHACKLE, (includes hardware)	
3	168-8389	4	TACK FASTENER	
4	169-3943	2	BLOCK	
5		1	TRUSS BOOM WELDMENT	
6		1	S/N PLATE	
7	8T-6868	4	BOLT, M12X1.75	



ATTACHMENTS

Figure 3-10 Lifting Hook



PAM0800

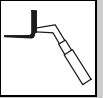


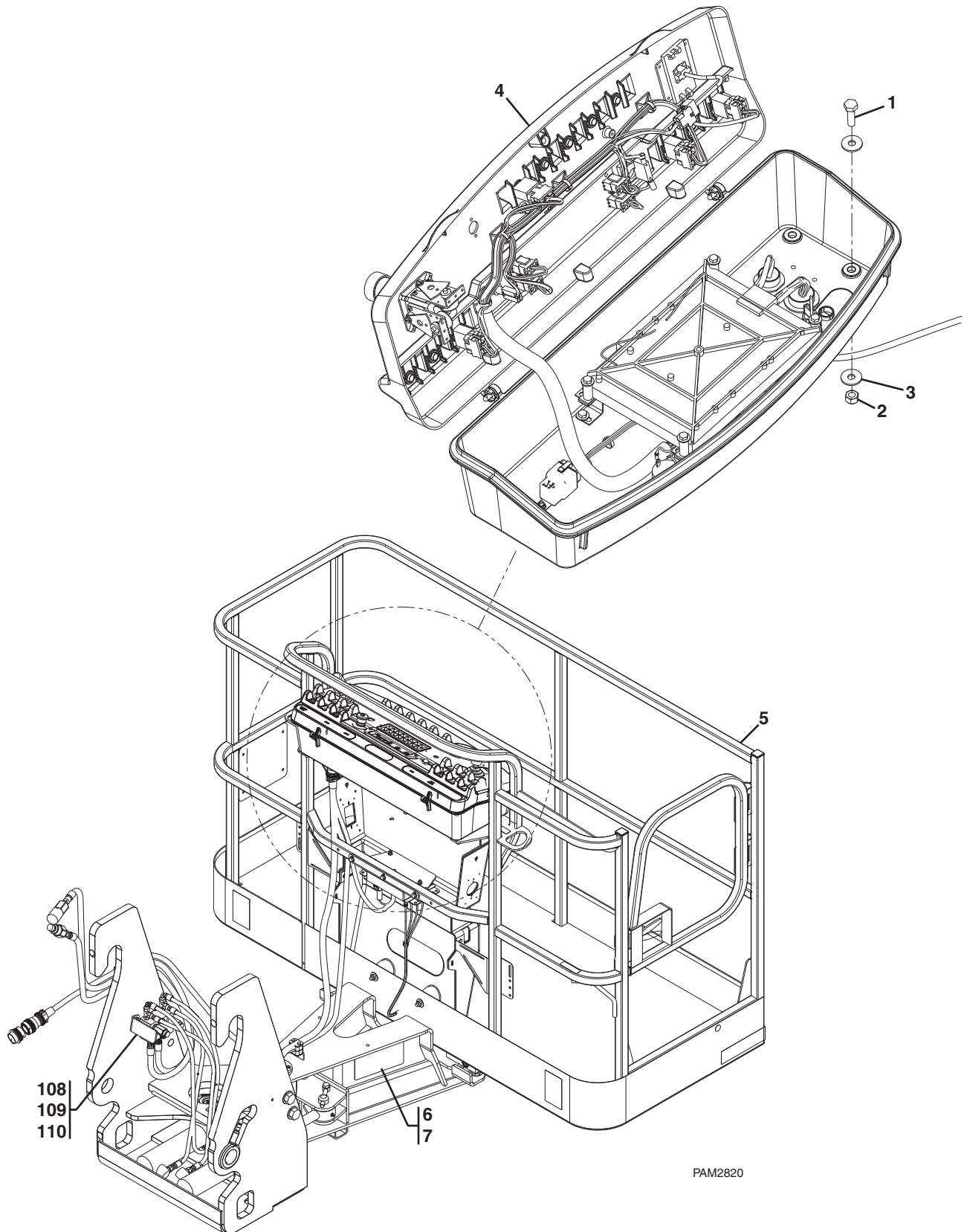
Figure 3-10 Lifting Hook

Item	Part Number	Qty.	Description	Rev.
	169-6460	1	LIFTING HOOK, (CE & ANSI), (includes all items)	A
1	168-8389	4	TACK FASTENER	
2	169-3943	2	BLOCK	
3		1	HOOK WELDMENT	
4		1	S/N PLATE	
5	180-7826	1	HOOK	
6	180-7827	1	SHACKLE, (includes hardware)	
7	8T-6868	4	BOLT, M12X1.75	



ATTACHMENTS

Figure 3-11 Platform Installations



PAM2820

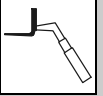


Figure 3-11 Platform Installations

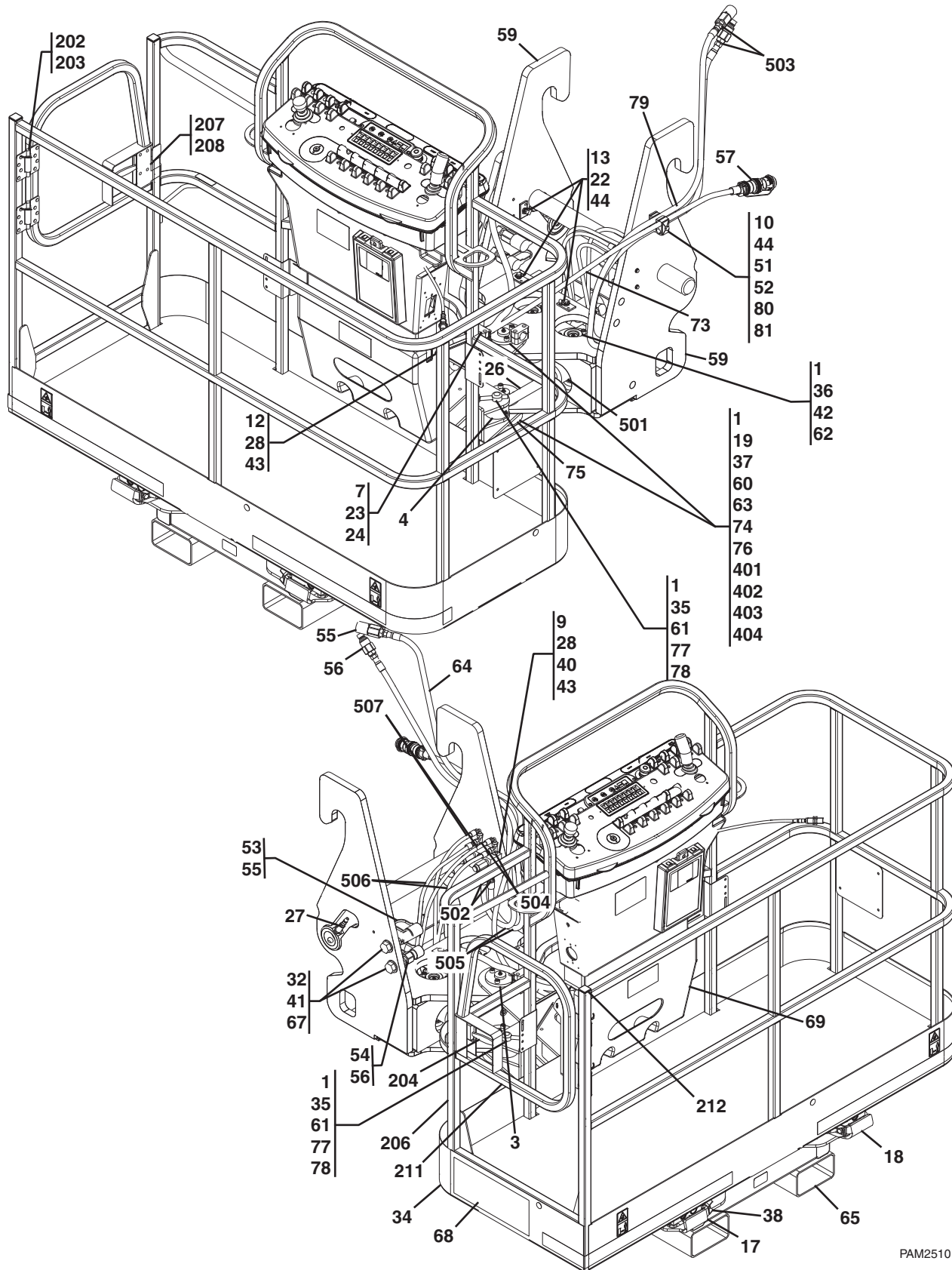
Item	Part Number	Qty.	Description	Rev.
	343-7048	Ref	1,8m PLATFORM INSTALLATION, (CE, if equipped) , (not available to order, see items 1 thru 7 for service)	F
	343-7047	Ref	4,5m PLATFORM INSTALLATION, (CE, if equipped) , (not available to order, see items 1 thru 7 for service)	F
	354-0474	Ref	1,8m PLATFORM INSTALLATION, (TH414-AUS, TH417-AUS, if equipped) , (not available to order, see items 1 thru 7 & 108 thru 110 for service)	B
	354-0475	Ref	4,5m PLATFORM INSTALLATION, (TH414-AUS, TH417-AUS, if equipped) , (not available to order, see items 1 thru 7 & 108 thru 110 for service)	B
1	8T-4196	2	HEX HD CAPSCREW, M10X35, GR8.8	
2	8T-0389	2	HEX LOCKNUT, M10X1.5	
3	116-8517	4	WASHER, 10mm	
4		Ref	CONSOLE BOX ASSEMBLY, (see Figure 3-14 for details)	
5		Ref	THP18S PLATFORM INSTALLATION, (1,8m) , (see Figure 3-12 for details)	
		Ref	THP45S PLATFORM INSTALLATION, (4,5m) , (see Figure 3-13 for details)	
6	8T-9530	4	FASTENER	
7		1	S/N PLATE	
108	357-3304	1	BRACKET, (AUS)	
109	8T-4189	2	HEX HD CAPSCREW, M8X20, GR8.8, (AUS)	
110	8T-4224	2	WASHER, 8mm, (AUS)	
NOTE: ITEM NUMBERS NOT LISTED ARE NOT USED ON THIS FIGURE				



ATTACHMENTS

S/N TDA00100 & After

Figure 3-12 THP18s Platform Installation



PAM2510

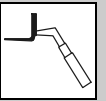
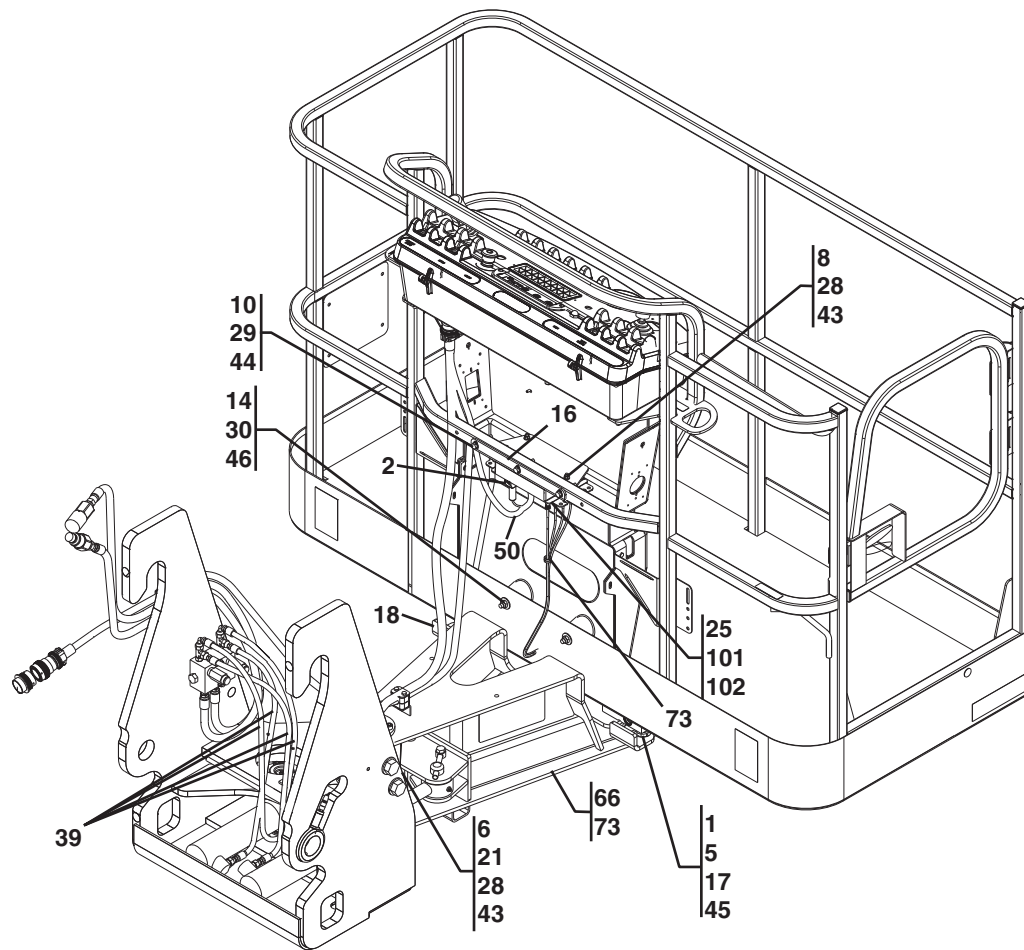


Figure 3-12 THP18s Platform Installation (Continued)



PAM2521



ATTACHMENTS

S/N TDA00100 & After

Figure 3-12 THP18s Platform Installation

Item	Part Number	Qty.	Description	Rev.
	331-0895	Ref	THP18S PLATFORM INSTALLATION, (not available to order, see items 1 thru 81 for service)	J
1		AR	CAT THREADLOCK	
2		AR	DIELECTRIC GREASE	
3	335-8023	1	THRUST BEARING	
4	335-8024	2	THRUST BEARING	
5	297-7029	4	HEX HD CAPSCREW, 3/8-16X3/4, GR5	
6	8T-4138	1	HEX HD CAPSCREW, M6X20, GR8.8	
7	7X-2533	2	HEX HD CAPSCREW, M6X35, GR8.8	
8	8T-7329	3	HEX HD CAPSCREW, M6X55, GR8.8	
9	7X-7888	2	HEX HD CAPSCREW, M6X90, GR8.8	
10	08T-7329	4	HEX HD CAPSCREW, M8X55, GR8.8	
11	7X-2555	4	HEX HD CAPSCREW, M16X80, GR10.9	
12	5C-9553	2	HEX HD CAPSCREW, M6X16, GR8.8	
13	07X-2536	3	HEX HD CAPSCREW, M8X14, GR8.8	
14	8T-4136	2	HEX HD CAPSCREW, M10X25, GR8.8	
15	8T-4196	2	HEX HD CAPSCREW, M10X35, GR8.8	
16	330-8285	1	BRACKET	
17	330-8286	2	BRACKET	
18	330-8287	2	BRACKET	
19	336-8811	2	BEARING	
20	330-8290	4	SPACER	
21	330-8291	1	CLAMP	
22	330-8292	3	CLAMP	
23	330-8293	1	CLAMP	
24	330-8294	1	CLAMP	
25	330-8295	1	LOAD SENSE CONTROLLER, (includes items 101 thru 103)	N
26		Ref	ROTATE CYLINDER, (see Figure 9-8 for details)	
27		AR	CAT MOLYBDENUM PASTE	
28	303-4779	8	HEX LOCKNUT, 6X1	
29	309-9184	3	HEX LOCKNUT, M8X1.25	
30	8T-0389	4	HEX LOCKNUT, M10X1.5	
31	8T-4778	4	HEX LOCKNUT, M10X1.5	
32	6V-8187	2	HEX LOCKNUT, 7/8-14	
33	263-9269	8	HEX NUT, M12X1.75	
34	330-8298	1	PLATFORM ASSY, (includes items 202 thru 212)	H
35	309-4323	2	ROD KEEPER	
36	105-3484	12	HEX SOCKET HD CAPSCREW, M10X25	
37	9X-6032	6	HEX SOCKET HD CAPSCREW, M10X30	
38	330-8301	2	SHIELD	
39	323-7231	4	TIE STRAP	
40		Ref	DOUBLE PILOT CHECK VALVE, (see Figure 9-15 for details)	
41	330-8302	2	WASHER, 7/8	
42	330-8303	2	THRUST WASHER	
43	5W-1417	15	WASHER, 6mm	
44	8T-4224	10	WASHER, 8mm	
45	8T-4121	4	WASHER, 10mm	
46	116-8517	8	WASHER, 10mm	
47	312-3345	AR	WASHER, 16mm	

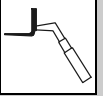
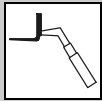


Figure 3-12 THP18s Platform Installation (Continued)

Item	Part Number	Qty.	Description	Rev.
48	298-7392	8	WASHER, 1/2	
49	298-7393	8	WASHER, 5/8	
50	330-8306	1	HARNESS	
51	309-6310	1	TWIN COVER PLATE	
52	330-8307	1	CLAMP SET	
53	152-5717	1	DUST CAP	
54	152-5718	1	DUST CAP	
55	153-2994	2	FEMALE COUPLING	
56	153-2995	2	MALE COUPLING	
57	330-8308	1	HARNESS	
58	8T-4648	8	HEX HD CAPSCREW, M12X70, GR10.9	
59	331-0901	1	WELDMENT	
60	336-8810	2	SUPPORT PIN	
61	331-0904	2	PIVOT PIN	
62	331-0905	4	TRUNNION PIVOT, (includes items 401 thru 404)	A
63	331-0906	2	SNAP RING	
64	331-0911	1	ROTATE CYLINDER HYDRAULICS, (includes items 501 thru 507)	A
65	331-0913	1	PLATFORM SUPPORT WELDMENT	
66	330-8313	2	WIRE CHANNEL	
67	6F-7036	2	HEX HD CAPSCREW, M7/8-14	
68		Ref	THP18S DECAL INSTALLATION, (see Figure 11-3 for details)	
69	331-0915	1	PANEL	
72	330-8319	4	STRAIN GUAGE	
73	300-6101	13	WIRE TIE	
74	323-5623	2	GREASE FITTING	
75	336-8812	1	SHIM	
76		AR	CAT HIGH STRENGTH / HIGH TEMPERATURE RETAINING COMPOUND	
77	298-7341	2	HEX HD CAPSCREW, M12X40, GR8.8	
78	8T-4244	2	HEX NUT, M12X1.75	
79	347-4578	2	TIE STRAP	
80	354-7618	1	CLAMP SET	
81	354-0488	1	CLAMP LOCKING PLATE	
101		1	LOAD SENSE BOARD	
102		1	LSS STATUS DECAL	
103		1	LSS SOFTWARE, (not shown)	
202	335-8065	16	FASTENER	
203	335-8066	2	HINGE	
204	336-2804	1	LATCH	
206	335-8074	1	PLATFORM WELDMENT	
207	335-8077	1	CAP	
208	335-8080	4	RIVET	
211	335-8098	1	GATE WELDMENT	
212	335-8078	2	PLUG	
401		1	BUSHING	
402	323-5623	1	GREASE FITTING	
403		1	PLATE	
404		1	HOUSING	
501	298-7356	4	ADAPTER, (includes o-ring)	
502	298-7357	2	ADAPTER, (includes o-ring)	



ATTACHMENTS

S/N TDA00100 & After

Figure 3-12 THP18s Platform Installation (Continued)

Item	Part Number	Qty.	Description	Rev.
503	330-8325	2	ADAPTER, (includes o-ring)	
504	330-8327	2	ADAPTER, (includes o-ring)	
505	331-0916	2	HOSE ASSY	
506	331-0917	2	HOSE ASSY	
507	331-0918	2	HOSE ASSY	

NOTE: ITEM NUMBERS NOT LISTED ARE NOT USED ON THIS FIGURE

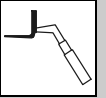


Figure 3-12 THP18s Platform Installation (Continued)

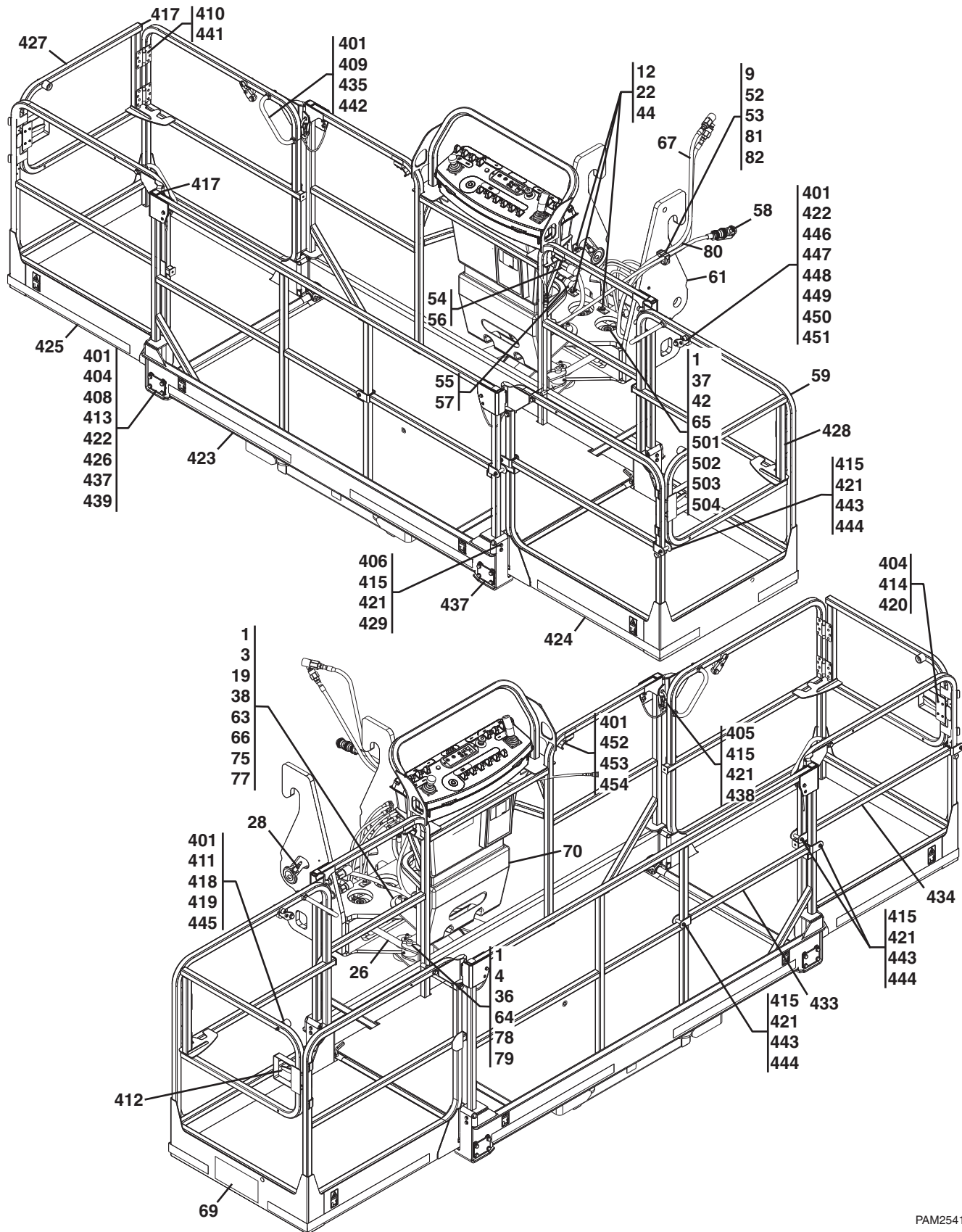
Item	Part Number	Qty.	Description	Rev.



ATTACHMENTS

S/N TDB00100 & After

Figure 3-13 THP45s Platform Installation



PAM2541

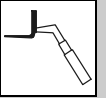
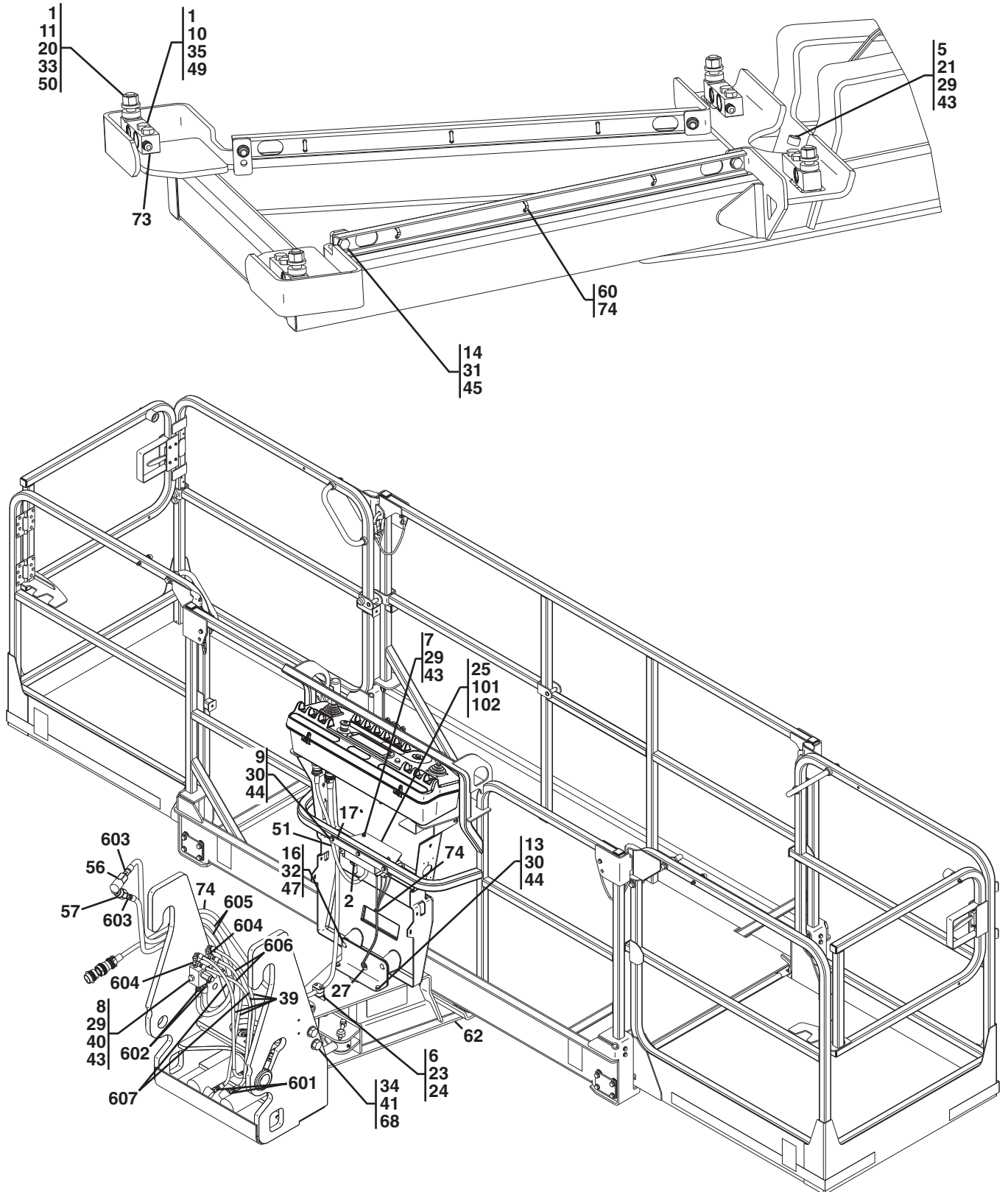


Figure 3-13 THP45s Platform Installation (Continued)





ATTACHMENTS

S/N TDB00100 & After

Figure 3-13 THP45s Platform Installation

Item	Part Number	Qty.	Description	Rev.
	331-0896	Ref	THP45S PLATFORM INSTALLATION, (not available to order, see items 1 thru 82 for service)	I
1		AR	CAT THREADLOCK	
2		AR	DIELECTRIC GREASE	
3	335-8023	1	THRUST BEARING	
4	335-8024	2	THRUST BEARING	
5	8T-4138	1	HEX HD CAPSCREW, M6X20, GR8.8	
6	7X-2533	2	HEX HD CAPSCREW, M6X35, GR8.8	
7	8T-7329	3	HEX HD CAPSCREW, M6X55, GR8.8	
8	7X-7888	2	HEX HD CAPSCREW, M6X90, GR8.8	
9	08T-7329	4	HEX HD CAPSCREW, M8X55, GR8.8	
10	8T-4910	8	HEX HD CAPSCREW, M12X60, GR10.9	
11	7X-2555	4	HEX HD CAPSCREW, M16X80, GR10.9	
12	07X-2536	3	HEX HD CAPSCREW, M8X14, GR8.8	
13	8T-7547	2	HEX HD CAPSCREW, M8X30, GR8.8	
14	8T-4136	4	HEX HD CAPSCREW, M10X25, GR8.8	
15	8T-4196	2	HEX HD CAPSCREW, M10X35, GR8.8	
16	8T-4139	2	HEX HD CAPSCREW, M12X30, GR8.8	
17	330-8285	1	BRACKET	
18	330-8320	1	BRACKET	
19	336-8811	2	BEARING	
20	330-8290	4	SPACER	
21	330-8291	1	CLAMP	
22	330-8292	3	CLAMP	
23	330-8293	1	CLAMP	
24	330-8294	1	CLAMP	
25	330-8295	1	LOAD SENSE CONTROLLER, (includes items 101 thru 103)	M
26		Ref	ROTATE CYLINDER, (see Figure 9-8 for details)	
27	330-8321	1	RUBBER GROMMET	
28		AR	CAT MOLYBDENUM PASTE	
29	303-4779	6	HEX LOCKNUT, M6X1	
30	309-9184	5	HEX LOCKNUT, M8X1.25	
31	8T-0389	6	HEX LOCKNUT, M10X1.5	
32	309-9185	2	HEX LOCKNUT, M12X1.75	
33	8T-4778	4	HEX LOCKNUT, M16X2	
34	6V-8187	2	HEX LOCKNUT, 7/8-14	
35	263-9269	8	HEX NUT, M12X1.75	
36	309-4323	2	KEEPER	
37	105-3484	12	SOCKET HD CAPSCREW, M10X25	
38	9X-6032	6	SOCKET HD CAPSCREW, M10X30	
39	323-7231	4	TIE STRAP	
40		Ref	DOUBLE PILOT CHECK VALVE, (see Figure 9-15 for details)	
41	330-8302	4	WASHER, 7/8	
42	330-8303	2	THRUST WASHER	
43	5W-1417	11	WASHER, 6mm	
44	8T-4224	14	WASHER, 8mm	
45	8T-4121	8	WASHER, 10mm	
46	116-8517	4	WASHER, 10mm	
47	8T-4223	4	WASHER, 12mm	

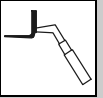
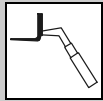


Figure 3-13 THP45s Platform Installation (Continued)

Item	Part Number	Qty.	Description	Rev.
48	312-3345	AR	WASHER, 16mm	
49	298-7392	8	WASHER, 1/2	
50	298-7393	8	WASHER, 5/8	
51	330-8306	1	HARNESS	
52	309-6310	1	TWIN COVER PLATE	
53	330-8307	1	CLAMP SET	
54	152-5717	1	DUST CAP	
55	152-5718	1	DUST CAP	
56	153-2994	2	FEMALE COUPLER	
57	153-2995	2	MALE COUPLER	
58	330-8308	1	HARNESS	
59	330-8323	1	PLATFORM ASSY, (includes items 401 thru 454)	C
60	330-8324	2	WIRE CHANNEL	
61	331-0901	1	WELDMENT	
62	331-0902	1	PLATFORM SUPPORT WELDMENT	
63	336-8810	2	SUPPORT PIN	
64	331-0904	2	PIN	
65	331-0905	4	TRUNNION PIVOT, (includes items 501 thru 504)	A
66	331-0906	2	RING	
67	331-0911	1	ROTATE CYLINDER HYDRAULICS, (includes items 601 thru 607)	A
68	6F-7036	2	HEX HD CAPSCREW, M7/8-14	
69		Ref	THP45S DECAL INSTALLATION, (see Figure 11-3 for details)	
70	331-0915	1	PANEL	
73	330-8319	4	STRAIN GUAGE	
74	300-6101	13	WIRE TIE	
75	323-5623	2	GREASE FITTING	
76	336-8812	1	SHIM	
77		AR	CAT HIGH STRENGTH / HIGH TEMPERATURE RETAINING COMPOUND	
78	8T-4183	2	HEX HD CAPSCREW, M12X40, GR8.8	
79	8T-4244	2	HEX NUT, M12X1.75	
80	347-4578	2	TIE STRAP	
81	354-0488	1	CLAMP LOCKING PLATE	
82	354-7618	1	CLAMP SET	
101		1	LOAD SENSE BOARD	
102		1	LSS STATUS DECAL	
103		1	LSS SOFTWARE, (not shown)	
401		AR	CAT THREADLOCK	
403	07X-2535	2	HEX HD CAPSCREW, M6X60, GR8.8	
404	6V-4298	8	HEX HD CAPSCREW, M5X16, GR8.8	
405	8T-4908	4	HEX HD CAPSCREW M8X25, GR8.8	
406	8T-7547	8	HEX HD CAPSCREW, M8X30, GR8.8	
407	8T-4195	16	HEX HD CAPSCREW, M10X30, GR8.8	
408	336-2803	4	BUSHING	
409	303-4746	8	HEX HD CAPSCREW, M12X55, GR8.8	
410	335-8065	32	BLIND FASTENER	
411	335-8068	4	HEX NUT, M6X1	
412	336-2804	2	LATCH	
413		AR	CAT MOLYBDENUM PASTE	
414	179-4324	8	HEX LOCKNUT, M5X0.8	



ATTACHMENTS

S/N TDB00100 & After

Figure 3-13 THP45s Platform Installation (Continued)

Item	Part Number	Qty.	Description	Rev.
415	309-9184	16	HEX LOCKNUT, M8X1.25	
417	335-8077	10	CAP	
418	335-8085	2	PAN HD CAPSCREW, M6X45	
419	5W-1417	4	WASHER, 6mm	
420	309-3996	8	WASHER, 5mm	
421	8T-4224	24	WASHER, 8mm	
422	8T-4121	18	WASHER, 10mm	
423	335-8028	1	PLATFORM WELDMENT	
424	335-8029	1	R.H. RAIL WELDMENT	
425	335-8030	1	L.H. RAIL WELDMENT	
426	335-8031	4	HINGE WELDMENT	
427	335-8032	1	L.H. GATE WELDMENT	
428	335-8033	1	R.H. GATE WELDMENT	
429	335-8034	8	HINGE	
433	335-8035	1	GATE RAIL WELDMENT	
434	335-8036	1	GATE RAIL WELDMENT	
435	298-7392	8	WASHER, 1/2	
436	335-8037	2	L.H. SPRING	
437	335-8038	2	R.H. SPRING	
438	335-8039	4	LATCH HOOK	
439	335-8040	24	PIVOT SHIM	
441	335-8066	4	HINGE	
442	335-8046	4	HANDLE WELDMENT	
443	336-2805	4	GATE ROLLER	
444	6V-8213	4	BUTTON HD CAPSCREW, M8X70	
445	335-8048	2	GATE HOLDER	
446	335-8025	2	BOLT	
447	8T-4139	2	HEX HD CAPSCREW, M12X30, GR8.8	
448	5C-7261	2	HEX NUT, M8X1.25	
449	8T-4244	2	HEX NUT, M12X1.75	
450	8T-4223	4	WASHER, 12mm	
451	335-8049	2	LATCH	
452	8T-4137	4	HEX HD CAPSCREW, M10X20	
453	303-4789	4	WASHER, 3/8	
454		2	STOP GUIDE	
501		1	BUSHING	
502	323-5623	1	GREASE FITTING	
503		1	PLATE	
504		1	HOUSING	
601	298-7356	4	ADAPTER, (includes o-ring)	
602	298-7357	2	ADAPTER, (includes o-ring)	
603	330-8325	2	ADAPTER, (includes o-ring)	
604	330-8327	2	ADAPTER, (includes o-ring)	
605	331-0916	2	HOSE ASSY	
606	331-0917	2	HOSE ASSY	
607	331-0918	2	HOSE ASSY	

NOTE: ITEM NUMBERS NOT LISTED ARE NOT USED ON THIS FIGURE

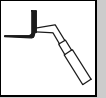


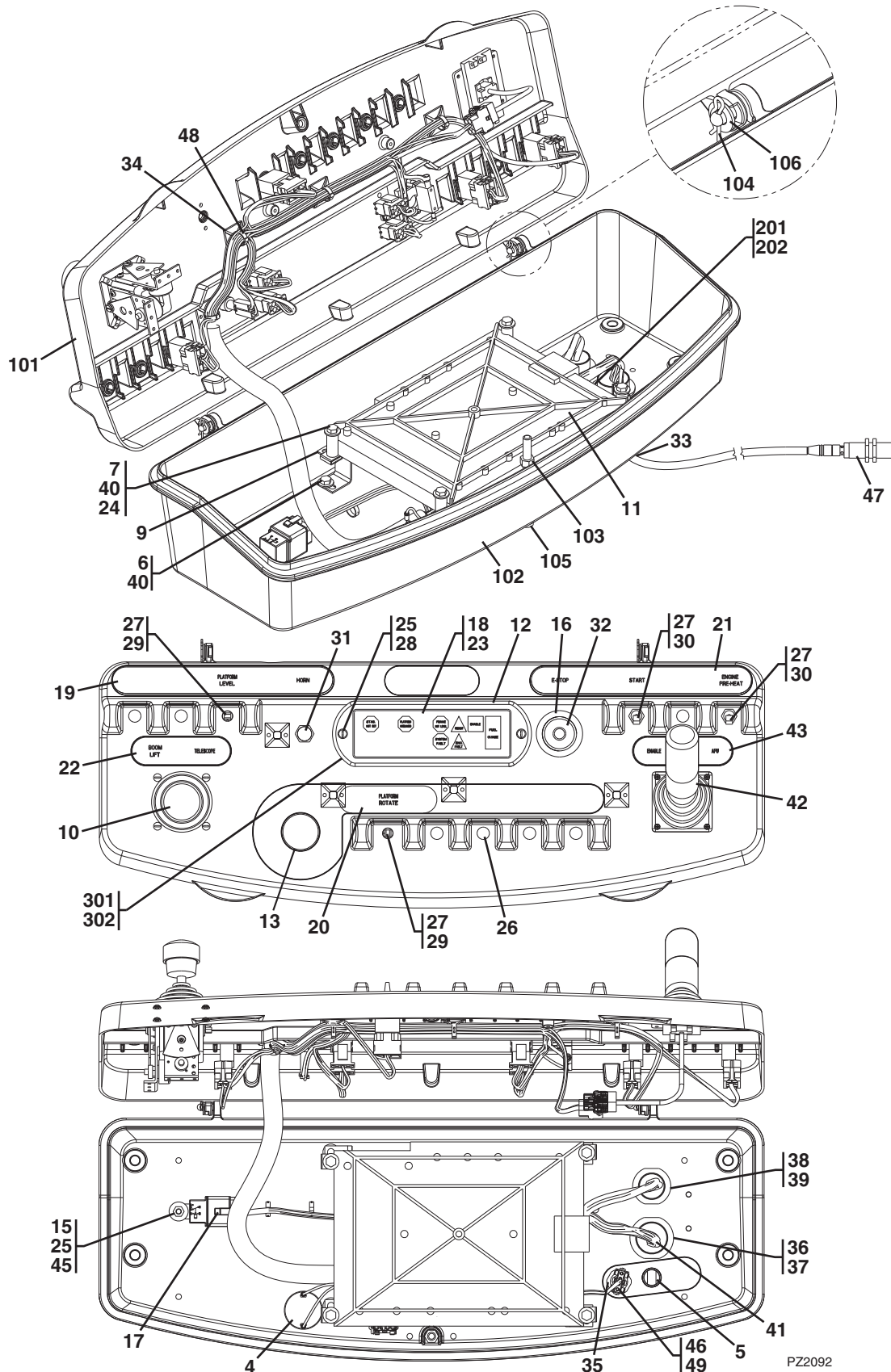
Figure 3-13 THP45s Platform Installation (Continued)

Item	Part Number	Qty.	Description	Rev.



ATTACHMENTS

Figure 3-14 Console Box Assembly



PZ2092

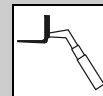


Figure 3-14 Console Box Assembly

Item	Part Number	Qty.	Description	Rev.
	330-8316	1	CONSOLE BOX ASSY, (includes items 1 thru 49)	G
1		AR	SEALANT, (not shown)	
2		AR	DIELECTRIC GREASE, (not shown)	
3		AR	CAT CYANOACRYLATE ADHESIVE, CLEAR, (not shown)	
4	335-8022	1	ALARM	
5	335-8075	1	PLUG	
6	312-3278	4	HEX HD CAPSCREW, M1/4-20X1/2, GR5	
7	298-7988	4	HEX HD CAPSCREW, M1/4-20X1-3/4, GR5	
8	335-8041	1	CONSOLE BOX ASSY, (includes items 101 thru 106)	A
9	335-8026	4	BRACKET	
10	335-8052	1	CONTROLLER ASSY	
11	335-8045	1	PLATFORM MODULE, (includes items 201 thru 203)	E
12	336-2806	1	LIGHT COVER, (includes items 301 & 302)	A
13		1	COVER	
15	332-1348	1	INDENTED HEX HD CAPSCREW	
16	335-8058	1	EMS DECAL	
17	299-0312	1	RELAY	
18	335-8060	1	PLATFORM DISPLAY DECAL	
19	335-8061	1	HORN DECAL	
20	335-8062	1	ROTATE DECAL	
21	335-8063	1	STOP DECAL	
22	335-8064	1	LIFT/TELESCOPE DECAL	
23	335-8067	1	LED PANEL GUAGE	
24	335-8071	4	NUT	
25	335-8072	3	NYLON LOCKNUT	
26	335-8076	7	PLUG	
27	335-8079	3	RING	
28	335-8082	2	SCREW, 10-24X1-1/8	
29	335-8086	2	TOGGLE SWITCH	
30	335-8087	2	TOGGLE SWITCH	
31	335-8088	1	BUTTON SWITCH	
32	335-8089	1	EMERGENCY STOP SWITCH	
33	336-2807	.08m	HEAT SHRINK TUBING	
34	335-8093	4	CABLE TIE	
35	335-8094	1	STRAIN RELIEF CONNECTOR	
36	180-9214	1	NUT	
37	128-4249	1	LOCKWASHER	
38	159-9496	1	LOCKWASHER	
39	159-9495	1	NUT	
40	298-7372	8	WASHER, 1/4	
41	335-8042	1	CONSOLE BOX HARNESS	
42	335-8043	1	JOYSTICK CONTROLLER	
43	335-8044	1	ENABLE DECAL	
45	5W-8686	5	WASHER	
46	335-8096	1	4 POSITION FEMALE TERMINAL	
47	330-8318	1	PROXIMITY SWITCH	
48	300-6101	AR	WIRE TIE	
49	335-8092	3	CONTACT PIN	
101		1	TOP CONSOLE BOX CASTING	



ATTACHMENTS

Figure 3-14 Console Box Assembly (Continued)

Item	Part Number	Qty.	Description	Rev.
102		1	BOTTOM CONSOLE BOX CASTING	
103	298-0554	1	HEX NUT, 3/8-16 UNC, GR2	
104	323-7225	2	HAIRPIN	
105		1	SCREW, 3/8-16X4-1/2	
106	298-7364	2	WASHER, 5/6	
201		1	LABEL	
202		1	MODULE CONTROLLER	
203		1	PLATFORM SOFTWARE, (not shown)	
301		1	HOUSING	
302		1	SEAL	

NOTE: ITEM NUMBERS NOT LISTED ARE NOT USED ON THIS FIGURE

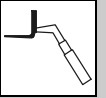
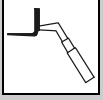


Figure 3-14 Console Box Assembly (Continued)

Item	Part Number	Qty.	Description	Rev.




ATTACHMENTS

This Page Intentionally Left Blank

SECTION 4

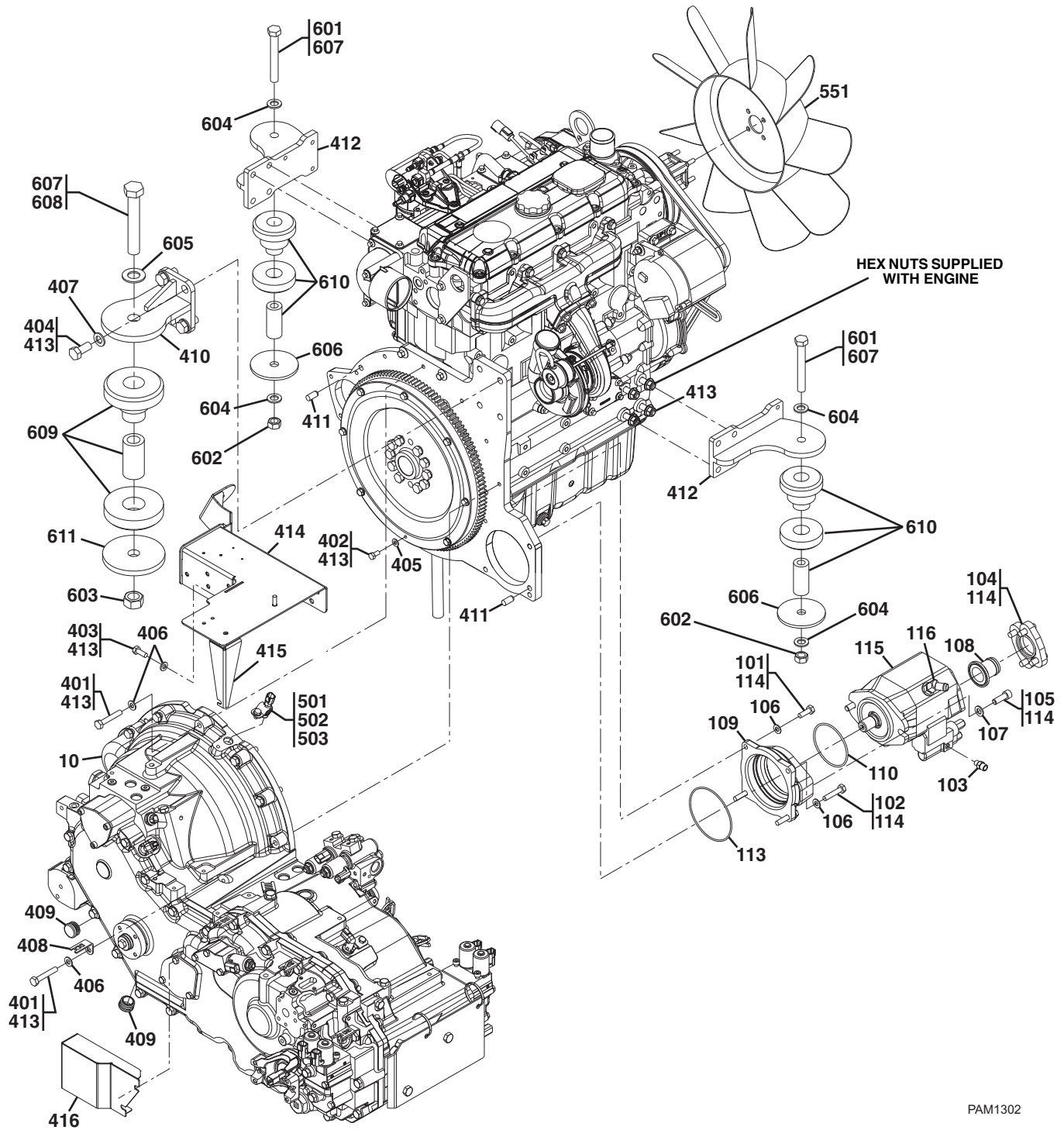
ENGINE & ATTACHING PARTS





ENGINE & ATTACHING PARTS

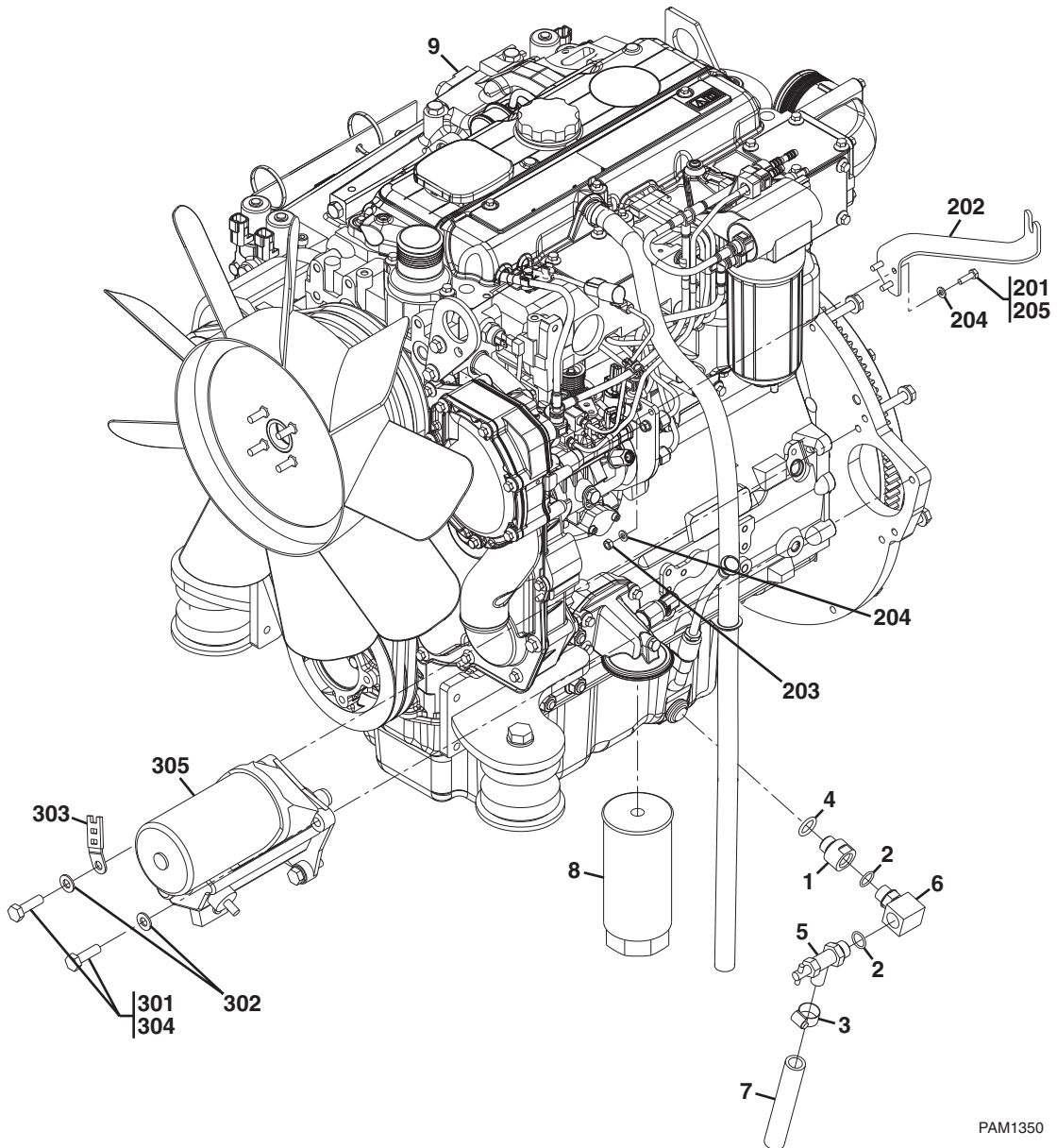
Figure 4-1 Engine & Transmission Installation



PAM1302



Figure 4-1 Engine & Transmission Installation (Continued)



PAM1350



ENGINE & ATTACHING PARTS

Figure 4-1 Engine & Transmission Installation

Item	Part Number	Qty.	Description	Rev.
	207-4171	Ref	OIL DRAIN INSTALLATION, (not available to order, see items 1 thru 7 for service)	A
1	159-5255	1	ADAPTER, (torque to 34 Nm)	
2	3K-0360	2	O-RING	
3	5D-1026	1	HOSE CLAMP	
4	5P-6718	1	O-RING	
5	6V-7238	1	SHUTOFF VALVE, (torque to 40 Nm)	
6	8T-0119	1	ELBOW, (torque to 40 Nm)	
7	5P-0743	13cm	HOSE	
8	7W-2326	1	ENGINE OIL FILTER	
9		Ref	CAT ENGINE, (see Figure 4-2 for details)	
10	311-4066	1	TRANSMISSION, 4 SPEED	B
	230-7551	1	CONVERTER ASSY	
	217-7217	1	FLEX DRIVE	
	312-3580	1	POWERSYNCHRO TRANSMISSION, 4 SPEED	
	314-5539	Ref	PISTON PUMP INSTALLATION, 45cc, (TH414) , (not available to order, see items 101 thru 116 for service)	C
	314-5540	Ref	PISTON PUMP INSTALLATION, 60cc, (TH417, TH514) , (not available to order, see items 101 thru 116 for service)	D
101	8T-4195	1	HEX HD CAPSCREW, M10X30, GR8.8	
102	8T-4185	3	HEX HD CAPSCREW, M10X50, GR8.8	
103	298-7355	1	ADAPTER, (includes o-ring)	
104	357-6218	1	FLANGE KIT, (includes o-ring & mounting hardware), (TH414)	
	357-6217	1	FLANGE KIT, (includes o-ring & mounting hardware), (TH417, TH514)	
105	6V-8200	2	HEX SOCKET HD CAPSCREW, M12X35	
106	8T-4121	4	WASHER, 10mm	
107	8T-4223	2	WASHER, 12mm	
108	316-5519	1	PISTON PUMP FITTING, (TH414)	
	316-5510	1	PISTON PUMP FITTING, (TH417, TH514)	
109	206-4376	1	ADAPTER	
110	2H-3934	1	O-RING	
113	8U-2552	1	O-RING	
114		AR	CAT THREADLOCK	
115		Ref	PISTON PUMP, (see Figure 9-10 for details)	
116	322-8017	1	ADAPTER, (includes o-ring)	
	314-5558	Ref	THROTTLE CABLE BRACKET INSTALLATION, (not available to order, see items 201 thru 206 for service)	A
201	8T-4138	3	HEX HD CAPSCREW, M6X20, GR8.8	
202	323-5594	1	BRACKET	
203	5C-2890	3	HEX NUT, M6X1	
204	8T-4205	6	WASHER, 6mm	
206		AR	CAT THREADLOCK	
	314-5559	Ref	STARTER INSTALLATION, (not available to order, see items 301 thru 305 for service)	B
301	8T-4196	3	HEX HD CAPSCREW, M10X35, GR8.8	
302	8T-4121	3	WASHER, 10mm	



Figure 4-1 Engine & Transmission Installation (Continued)

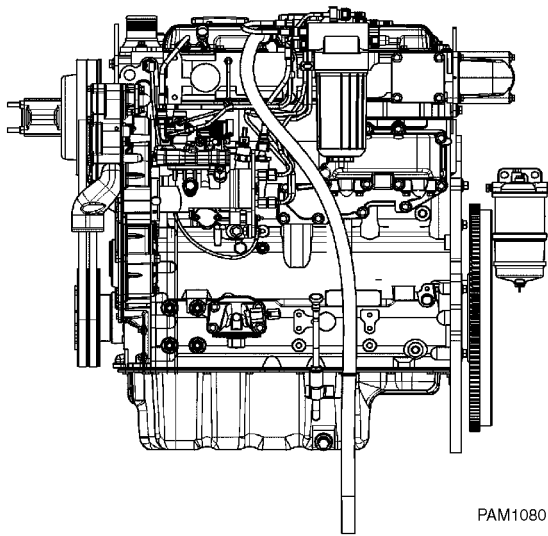
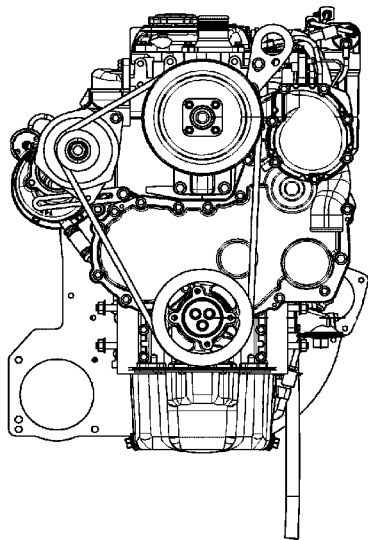
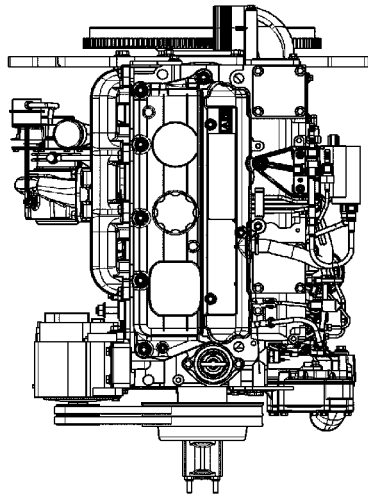
Item	Part Number	Qty.	Description	Rev.
303	4P-7581	1	CLIP	
304		AR	CAT THREADLOCK	
305	322-8000	1	STARTER	
	314-5560	Ref	TRANSMISSION INSTALLATION, (not available to order, see items 401 thru 416 for service)	C
401	8T-6466	9	HEX HD CAPSCREW, M10X60, GR8.8	
402	8T-4200	8	HEX HD CAPSCREW, M8X16, GR8.8	
403	8T-4136	1	HEX HD CAPSCREW, M10X25, GR8.8	
404	8T-4779	4	HEX HD CAPSCREW, M16X35, GR8.8	
405	8T-4224	8	WASHER, 8mm	
406	8T-4121	10	WASHER, 10mm	
407	312-3345	4	WASHER, 16mm	
408	132-5789	1	CLIP	
409	178-8211	2	PLUG	
410	183-3789	1	SUPPORT	
411	183-9058	2	DOWEL	
412	314-5604	2	ENGINE MOUNT BRACKET	
413		AR	CAT THREADLOCK	
414	314-5562	1	AIR CLEANER BRACKET	
415	337-7695	1	AIR FILTER BRACKET	
416	337-7696	1	TRANSMISSION SHIELD	
	314-5561	Ref	SPEED SENSOR INSTALLATION, (not available to order, see items 501 thru 503 for service)	A
501	8T-4200	1	HEX HD CAPSCREW, M8X16, GR8.8	
502	8T-4224	1	WASHER, 8mm	
503	191-8303	1	SPEED SENSOR	
	333-3178	Ref	ENGINE FAN & FAN GUARD INSTALLATION, (not available to order, see 551 & 552 for service)	1
551	323-5619	1	22" FAN, (nuts included with engine)	
552		Ref	FAN GUARD INSTALLATION, (not shown), (see Figure 4-5 for details)	
	316-1982	Ref	ENGINE MOUNTING INSTALLATION, (not available to order, see items 601 thru 611 for service)	C
601	8T-4174	2	HEX HD CAPSCREW, M16X120, GR8.8, (torque to 220 Nm)	
602	8T-4132	2	HEX NUT, M16X2	
603	165-1072	1	HEX NUT, M24X3	
604	312-3345	4	WASHER, 16mm	
605	329-7280	1	HARD WASHER, 24mm	
606	3E-4892	2	WASHER	
607		AR	CAT THREADLOCK	
608		1	HEX HD CAPSCREW, M24X150, (torque to 775 Nm)	
609	194-3278	1	MOUNT ASSY	
610	3E-4924	2	MOUNT ASSY	
611	7Y-2174	1	WASHER	
NOTE: ITEM NUMBERS NOT LISTED ARE NOT USED ON THIS FIGURE				



ENGINE & ATTACHING PARTS

Figure 4-2 CAT Engine

74.5kW



PAM1080



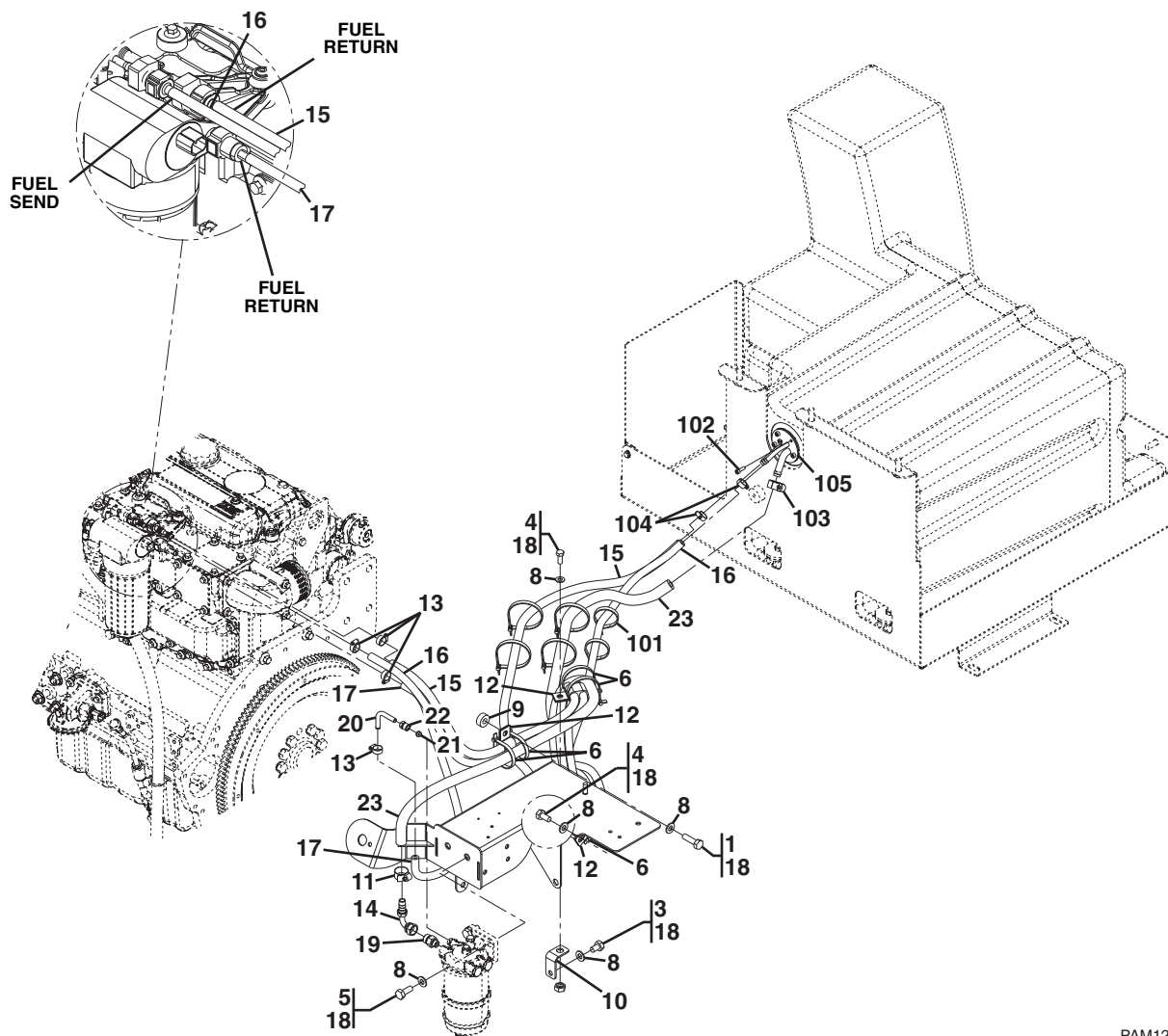
Figure 4-2 CAT Engine

Item	Part Number	Qty.	Description	Rev.
	313-1224	1	CAT ENGINE, 74.5kW, (includes all items)	B
	321-7782	1	SHORT BLOCK	
	1R-1804	1	FUEL FILTER ELEMENT	
	252-6338	1	FUEL/WATER SEPARATOR	
	220-2699	1	DIPSTICK	
	232-2551	1	DIPSTICK TUBE	
	7W-2326	1	OIL FILTER	
	144-9955	1	STARTER	
	225-3144	1	ALTERNATOR	
	254-2267	1	THERMOSTAT	
	5N-9303	1	FAN BELT	
	SEBU8327-00		FOR ADDITIONAL ENGINE INFORMATION REFER TO THE FOLLOWING:	
	KENR6900-00		OPERATION & MAINTENANCE MANUAL (O&MM)	
	KENR6249-00		SYSTEMS OPERATION TEST & ADJUST (SOTA)	
	KENR6248-00		DISASSEMBLY & ASSEMBLY (D&A)	
			SPECIFICATIONS MANUAL (Spec)	



ENGINE & ATTACHING PARTS

Figure 4-3 Fuel Line Installation



PAM1221



Figure 4-3 Fuel Line Installation

Item	Part Number	Qty.	Description	Rev.
	314-5516	Ref	FUEL LINE INSTALLATION, (not available to order, see items 1 thru 23 for service)	B
1	8T-4196	1	HEX HD CAPSCREW, M10X35, GR8.8	
3	8T-4191	1	HEX HD CAPSCREW, M10X16, GR8.8	
4	8T-4137	2	HEX HD CAPSCREW, M10X20, GR8.8	
5	8T-4136	2	HEX HD CAPSCREW, M10X25, GR8.8	
6	347-4578	6	TIE STRAP	
8	8T-4121	6	WASHER, 10mm	
9	198-4777	1	HARD WASHER	
10	217-0659	1	BRACKET	
11	5D-1026	1	CLAMP	
12	5K-8451	3	CLIP	
13	6S-8620	4	CLAMP	
14	314-5545	1	ELBOW, 90 DEGREES	
15	314-5547	1	HOSE ASSY	
16	314-5548	1	HOSE ASSY	
17	314-5549	1	HOSE ASSY	
18		AR	CAT THREADLOCK	
19	314-5551	1	ADAPTER, (torque to 25 Nm)	
20	314-5552	1	PIPE	
21	067-6269	1	FITTING	
22	067-6268	1	FITTING, (torque to 25 Nm)	
23	314-5553	1	HOSE ASSY	
	316-2014	Ref	FUEL LINE ROUTING INSTALLATION, (not available to order, see items 101 thru 105 for service)	A
101	347-4578	6	TIE STRAP	
102	105-3480	5	HEX SOCKET HD CAPSCREW, M5X16	
103	5D-1026	1	CLAMP, (includes screw)	
104	6S-8620	2	CLAMP, (includes screw)	
105	314-5622	1	DUAL SENDER GAUGE	
	349-1426	1	GASKET	
NOTE: ITEM NUMBERS NOT LISTED ARE NOT USED ON THIS FIGURE				



ENGINE & ATTACHING PARTS

Figure 4-4 Fuel Tank Installation

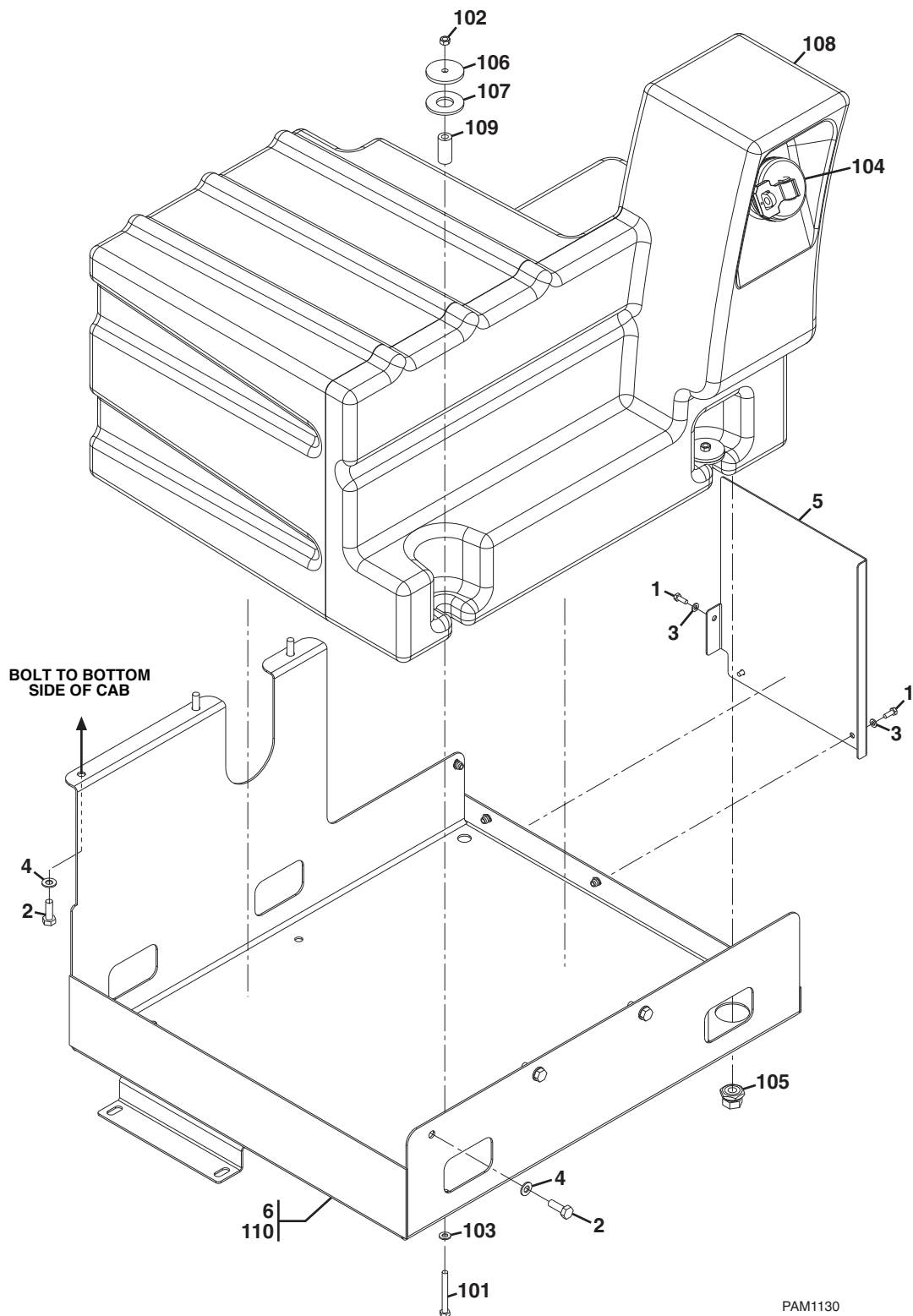




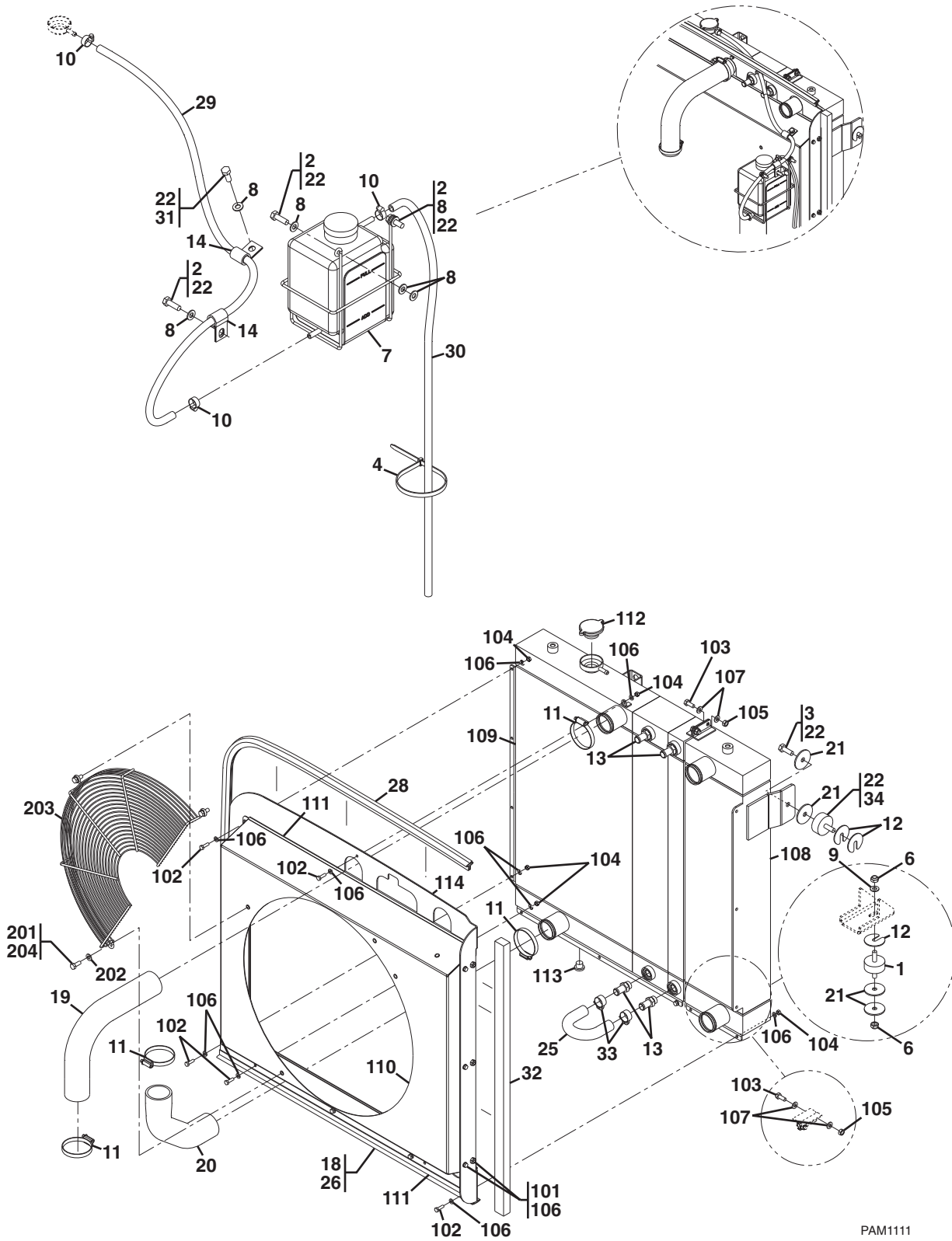
Figure 4-4 Fuel Tank Installation

Item	Part Number	Qty.	Description	Rev.
	314-5591	Ref	FUEL TANK INSTALLATION, (not available to order, see items 1 thru 6 for service)	A
1	5C-9553	3	HEX HD CAPSCREW, M6X16, GR8.8	
2	8T-4195	6	HEX HD CAPSCREW, M10X30, GR8.8	
3	8T-4205	3	WASHER, 6mm	
4	8T-4121	6	WASHER, 10mm	
5	314-5513	1	COVER ASSY	
6	314-5619	1	FUEL TANK ASSY, (includes items 101 thru 110)	B
101	8T-6870	4	HEX HD CAPSCREW, M8X70, GR8.8	
102	5C-7261	4	HEX NUT, M8X1.25	
103	8T-4224	4	WASHER, 8mm	
104	295-3350	1	VENTED FUEL CAP	
105	148-8410	1	PLUG, (includes o-ring)	
106	224-3105	4	OVERSIZED WASHER	
107	224-8472	4	RUBBER WASHER	
108	304-8239	1	FUEL TANK, (capacity 150L)	
109	314-5519	4	SPACER	
110	314-5554	1	BRACKET	
NOTE: ITEM NUMBERS NOT LISTED ARE NOT USED ON THIS FIGURE				



ENGINE & ATTACHING PARTS

Figure 4-5 Radiator Installation



PAM1111



Figure 4-5 Radiator Installation

Item	Part Number	Qty.	Description	Rev.
	316-1979	Ref	RADIATOR INSTALLATION, (not available to order, see items 1 thru 34 for service)	E
1	323-7221	2	RUBBER BUFFER PAD	
2	8T-4908	3	HEX HD CAPSCREW, M8X25, GR8.8	
3	8T-4137	1	HEX HD CAPSCREW, M10X20, GR8.8	
4	347-4578	1	TIE STRAP	
6	8T-0389	4	HEX LOCKNUT, M10X1.5	
7	323-7234	1	COOLANT RESERVOIR, (includes cap & decal)	
8	8T-4224	8	WASHER, 8mm	
9	8T-4121	2	WASHER, 10mm	
10	1P-4278	3	CLAMP, (torque to 4.5 Nm)	
11	334-0759	4	CLIP, (torque to 4.5 Nm)	
12	334-0760	4	SPACER	
13	168-8806	4	FITTING, (includes o-ring)	
14	6D-3479	2	CLIP	
18	330-4916	1	RADIATOR ASSY, (includes items 101 thru 114)	E
19	314-5605	1	HOSE ASSY	
20	314-5606	1	HOSE ASSY	
21	314-5608	6	WASHER, M10X50X3	
22		AR	CAT THREADLOCK	
25	316-2025	1	TUBE ASSY	
26	316-2026	1	TRIM	
28	316-2028	1	TRIM	
29	316-2029	1	HOSE ASSY	
30	316-2030	1	HOSE ASSY	
31	8T-4189	1	HEX HD CAPSCREW, M8X20, GR8.8	
32	322-5955	1	SEAL	
33	5D-1026	2	CLAMP	
34	330-4918	1	RUBBER BUFFER PAD	
101	5C-9553	6	HEX HD CAPSCREW, M6X16, GR8.8	
102	8T-4138	10	HEX HD CAPSCREW, M6X20, GR8.8	
103	8T-4189	4	HEX HD CAPSCREW, M8X20, GR8.8	
104	5C-2890	10	HEX NUT, M6X1	
105	5C-7261	4	HEX NUT, M8X1.25	
106	8T-4205	26	WASHER, 6mm	
107	8T-4224	8	WASHER, 8mm	
108		1	ATAAC RADIATOR ASSY	
109		1	COOLANT & OIL RADIATOR ASSY	
110		1	SHROUD PANEL	
111	336-9263	2	SHROUD SEAL	
112	336-9265	1	RADIATOR CAP	
113	336-9266	1	RADIATOR PLUG	
114	336-9267	1	BULKHEAD PANEL	
	316-2024	Ref	FAN GUARD INSTALLATION, (not available to order, see items 201 thru 204 for service)	B
201	8T-4189	3	HEX HD CAPSCREW, M8X20, GR8.8	
202	8T-4224	3	WASHER, 8mm	
203	323-5601	1	FAN GUARD	



ENGINE & ATTACHING PARTS

Figure 4-5 Radiator Installation

Item	Part Number	Qty.	Description	Rev.
204		AR	CAT THREADLOCK	

NOTE: ITEM NUMBERS NOT LISTED ARE NOT USED ON THIS FIGURE



ENGINE & ATTACHING PARTS

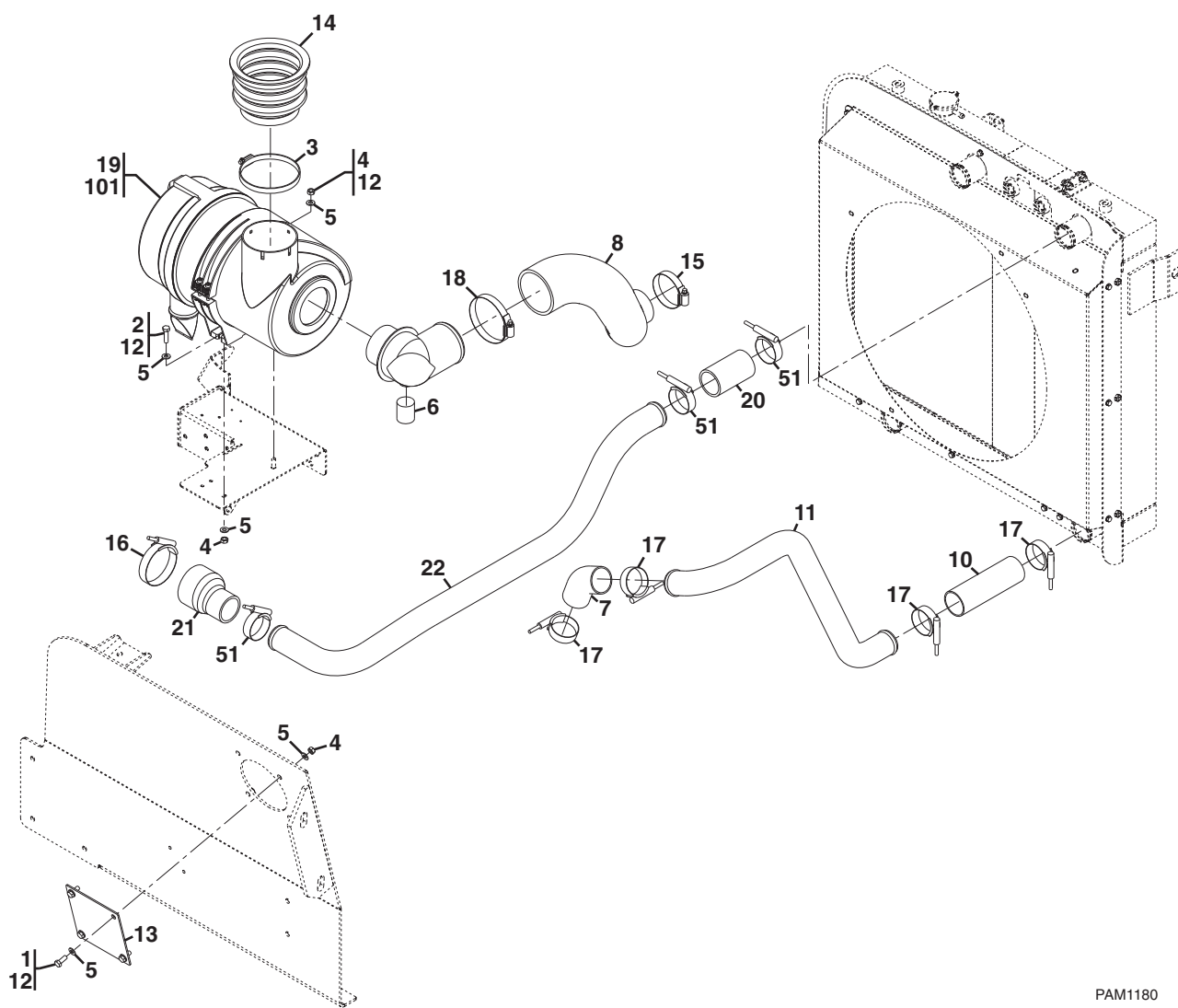
Figure 4-5 Radiator Installation

Item	Part Number	Qty.	Description	Rev.



ENGINE & ATTACHING PARTS

Figure 4-6 Air Cleaner Installation



PAM1180



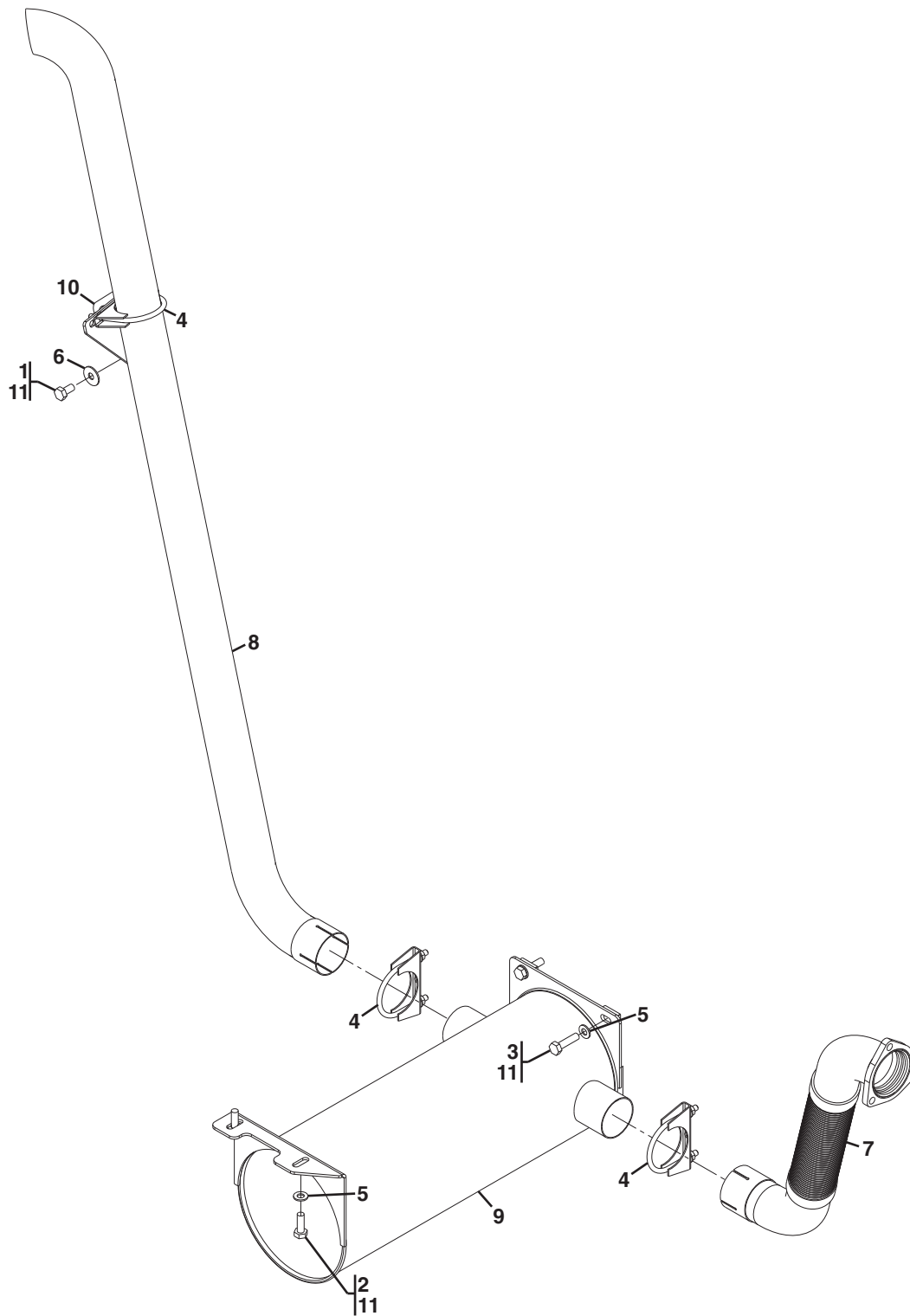
Figure 4-6 Air Cleaner Installation

Item	Part Number	Qty.	Description	Rev.
	316-1980	Ref	AIR CLEANER INSTALLATION, (not available to order, see items 1 thru 22 & 51 for service)	E
1	8T-4189	4	HEX HD CAPSCREW, M8X20, GR8.8	
2	8T-7547	1	HEX HD CAPSCREW, M8X30, GR8.8, (torque to 20 Nm)	
3	332-7540	1	CLAMP, (includes screw)	
4	5C-7261	6	HEX NUT, M8X1.25, (torque to 20 Nm)	
5	8T-4224	11	WASHER, 8mm	
6	5W-9934	1	LOW PRESSURE INDICATOR	
7		1	HOSE ASSY	
8	219-1876	1	HOSE ASSY	
10	314-5601	1	HOSE ASSY	
11	314-5602	1	PIPE	
12		AR	CAT THREADLOCK	
13	316-2016	1	PLATE	
14	316-2020	1	AIR FILTER INTAKE BOOT	
15	141-2307	1	CLAMP	
16	209-4580	1	"T" BOLT CLAMP	
17	221-5252	4	"T" BOLT CLAMP	
18	8T-6726	1	CLAMP	
19	202-7384	1	AIR CLEANER ASSY, (includes items 101 thru 103)	A
20	328-2508	1	HOSE ASSY	
21	328-3911	1	HOSE ASSY	
22	328-2509	1	HOSE ASSY	
23	5P-1717	2	CLAMP	
24	314-5624	1	HOSE ASSY	
25	314-5625	1	TUBE	
26	314-5631	1	PRE-CLEANER, (includes mounting hardware)	
51	328-8780	3	CLAMP	
101	131-8829	1	VACUATOR VALVE	
102	206-5234	1	MAIN FILTER ELEMENT, (not shown)	
103	206-5235	1	SECONDARY FILTER ELEMENT, (not shown)	
NOTE: ITEM NUMBERS NOT LISTED ARE NOT USED ON THIS FIGURE				



ENGINE & ATTACHING PARTS

Figure 4-7 Muffler Installation



PAM2220



Figure 4-7 Muffler Installation

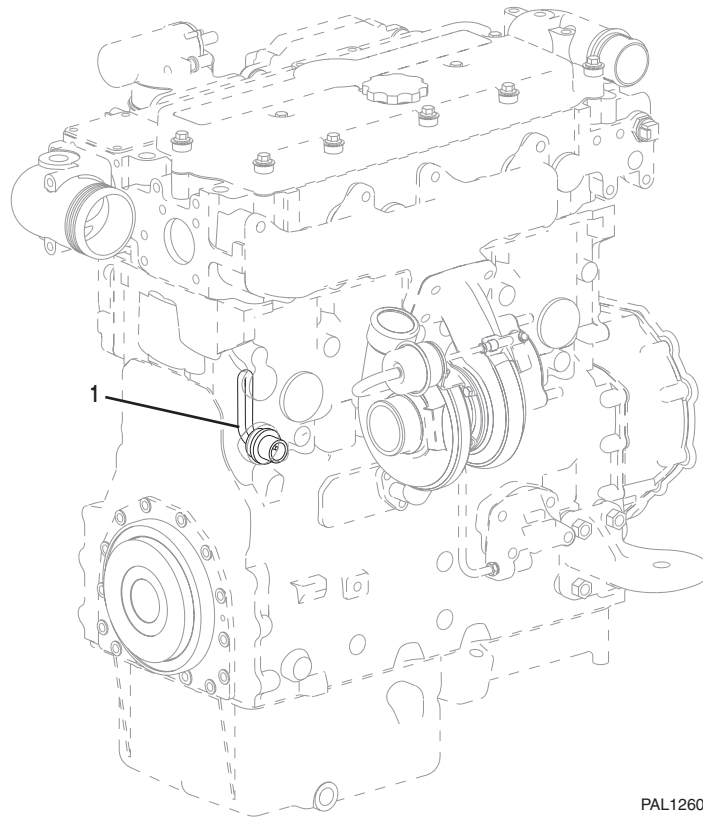
Item	Part Number	Qty.	Description	Rev.
	316-1981	Ref	MUFFLER INSTALLATION, (not available to order, see items 1 thru 11 for service)	A
1	8T-4137	2	HEX HD CAPSCREW, M10X20, GR8.8	
2	8T-4195	2	HEX HD CAPSCREW, M10X30, GR8.8	
3	8T-4186	2	HEX HD CAPSCREW, M10X40, GR8.8	
4	323-5613	3	BRACKET CLIP, (includes mounting hardware)	
5	8T-4121	4	WASHER, 10mm	
6	116-8517	2	LARGE WASHER, 10mm	
7	314-5609	1	EXHAUST PIPE	
8	314-5610	1	EXHAUST TAIL PIPE	
9	314-5611	1	MUFFLER	
10	314-5612	1	BRACKET	
11		AR	CAT THREADLOCK	

NOTE: ITEM NUMBERS NOT LISTED ARE NOT USED ON THIS FIGURE



ENGINE & ATTACHING PARTS

Figure 4-8 Block Heater Installation



PAL1260



Figure 4-8 Block Heater Installation


Item	Part Number	Qty.	Description	Rev.
	217-2290	Ref	BLOCK HEATER INSTALLATION, (240V), (if equipped), (not available to order, see items 1 & 2)	A
1	219-3270		BLOCK HEATER ASSY	
	219-3271	1	HEATER ELEMENT, (includes cap & seal kit)	
	127-8609	1	CORD	
2	9X-6772	1	CABLE STRAP, (not shown)	



ENGINE & ATTACHING PARTS

This Page Intentionally Left Blank

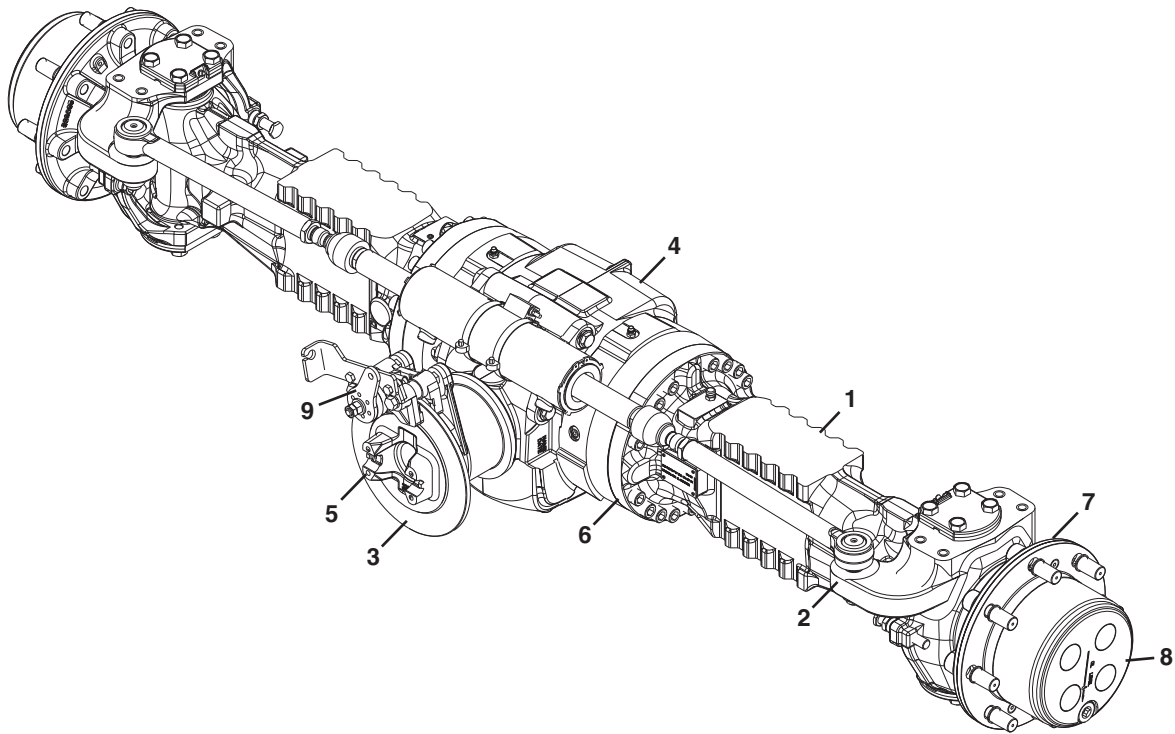
SECTION 5 DRIVE TRAIN





DRIVE TRAIN

Figure 5-1 Front Axle Assembly



PAM0420




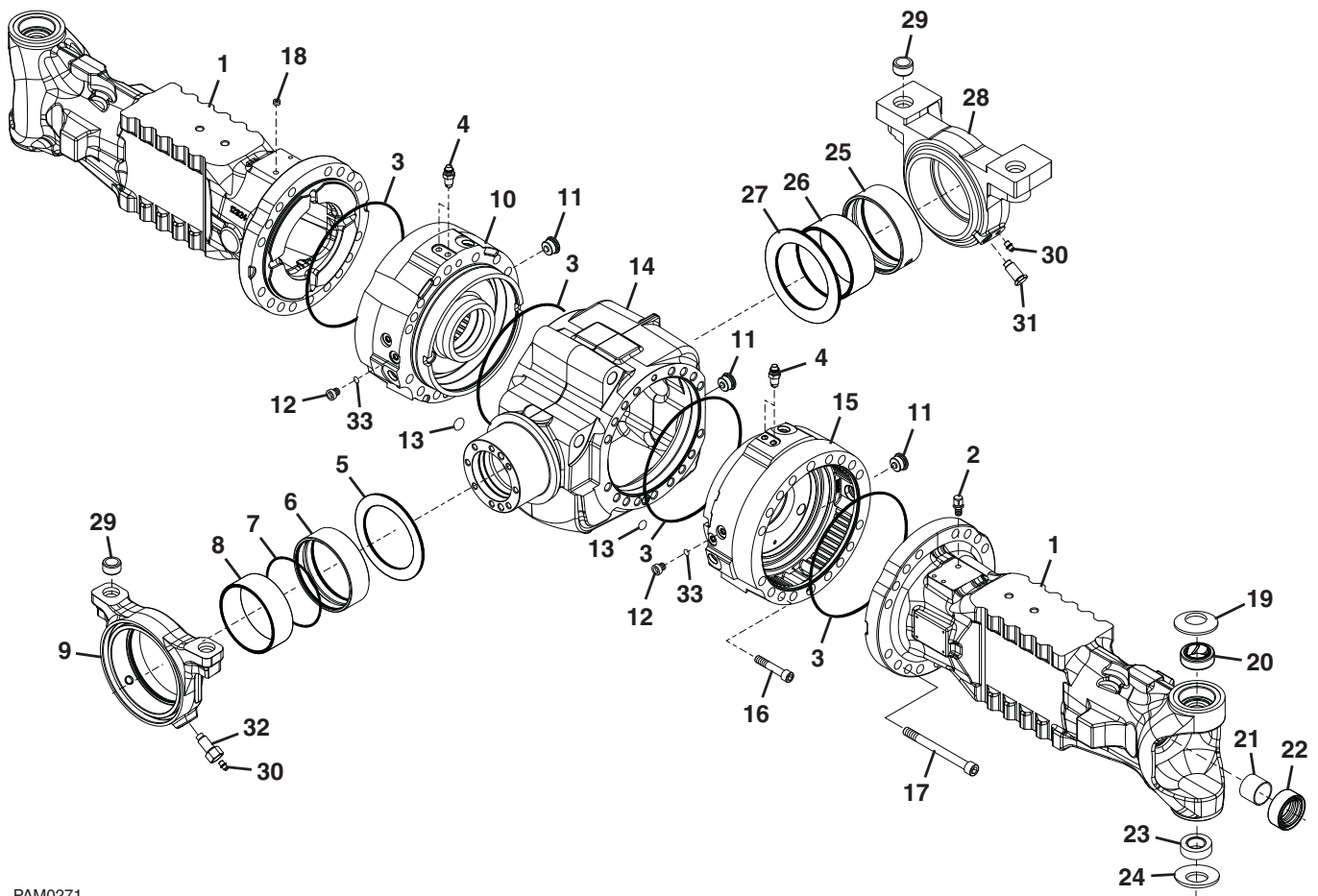
Figure 5-1 Front Axle Assembly

Item	Part Number	Qty.	Description	Rev.
	314-8934	1	FRONT AXLE, (TH414) , (includes all items)	B
	314-8936	1	FRONT AXLE, (TH417, TH514) , (includes all items)	C
1		Ref	FRONT AXLE - AXLE HOUSING, (see Figure 5-2 for details)	
2		Ref	FRONT AXLE - SWIVEL HOUSING & STEERING CYLINDER, (see Figure 5-3 for details)	
3		Ref	FRONT AXLE - BEVEL GEAR SET, (see Figure 5-4 for details)	
4		Ref	FRONT AXLE - DIFFERENTIAL, (see Figure 5-5 for details)	
5		Ref	FRONT AXLE - DOUBLE U-JOINT, (see Figure 5-6 for details)	
6		Ref	FRONT AXLE - BRAKES, (see Figure 5-7 for details)	
7		Ref	FRONT AXLE - WHEEL HUB, (see Figure 5-8 for details)	
8		Ref	FRONT AXLE - FINAL REDUCTION, (see Figure 5-9 for details)	
9		Ref	FRONT AXLE - BRAKE CALIPERS, (see Figure 5-10 for details)	



DRIVE TRAIN

Figure 5-2 Front Axle - Axle Housing



PAM0271





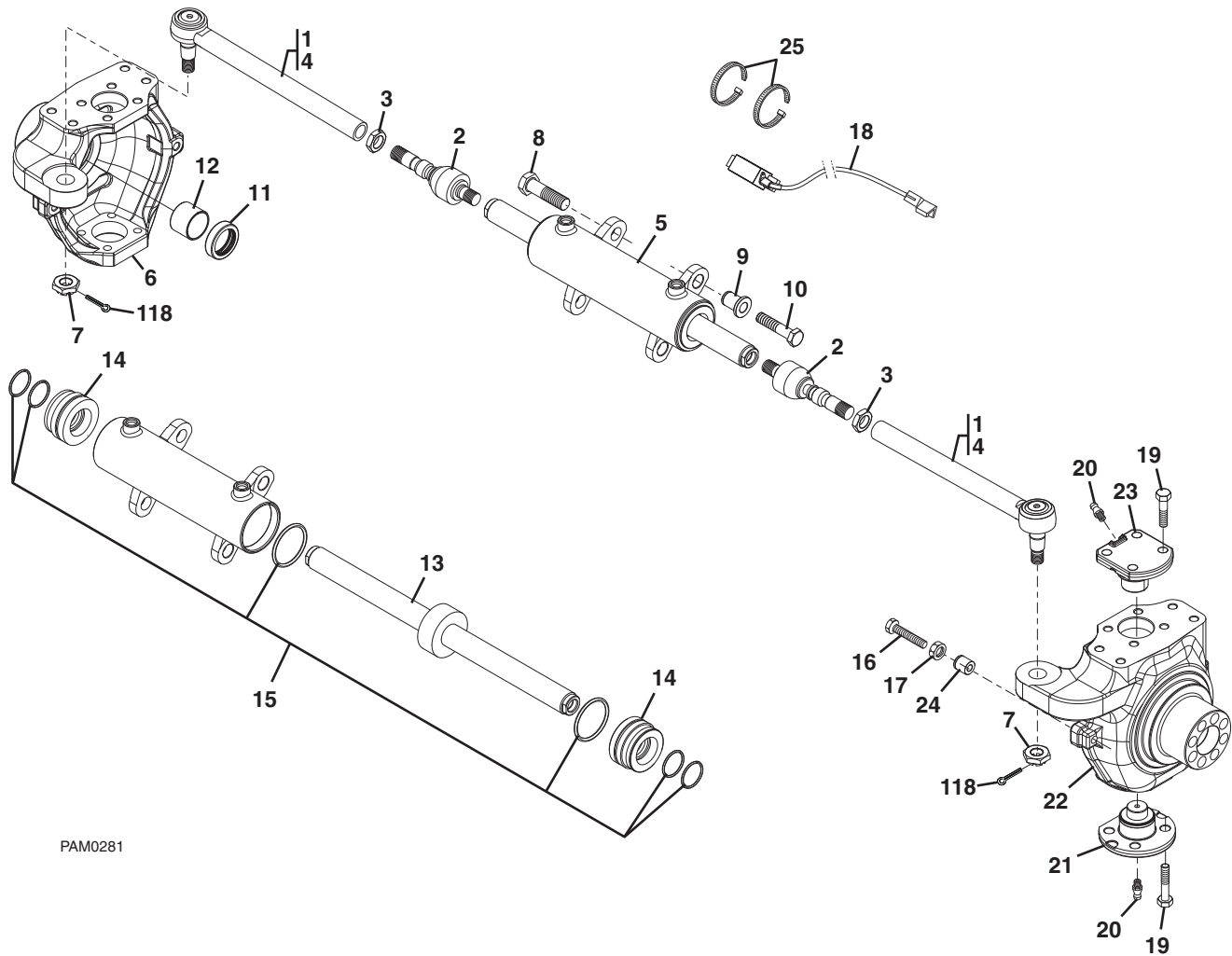
Figure 5-2 Front Axle - Axle Housing

Item	Part Number	Qty.	Description	Rev.
1	320-7331	2	AXLE HOUSING, (TH414)	
	320-8567	2	AXLE HOUSING, (TH417, TH514)	
2	320-7360	1	BREATHER	
3	320-7352	4	O-RING	
4	320-7353	2	BREATHER	
5	320-8560	1	THRUST WASHER	
6	320-8561	1	BUSHING	
7	320-8562	1	O-RING	
8	320-8563	1	BUSHING	
9	320-8564	1	REAR SUPPORT	
10	320-7285	1	LH BRAKE CYLINDER	
11	320-7351	1	PLUG	
12	320-7342	2	PLUG, M10x1	
13	320-7361	2	O-RING	
14	320-7286	1	CENTRAL BODY	
15	320-7287	1	RH BRAKE CYLINDER	
16	320-9342	2	BOLT, M12X110	
17	320-9338	34	BOLT, M16X160	
18	320-7354	1	PLUG, M10X1	
19	320-7355	2	BELLEVILLE WASHER	
20	320-7356	2	BUSHING	
21	320-7357	2	BUSHING	
22	320-7358	2	SEAL RING	
23	320-7359	2	SPHERICAL BEARING	
24	320-9343	2	BELLEVILLE WASHER	
25	320-8611	1	BUSHING	
26	320-7340	1	BUSHING	
27	320-8603	1	THRUST WASHER	
28	320-8609	1	FRONT SUPPORT	
29	320-8608	4	BUSHING	
30	320-8610	2	GREASE NIPPLE, M8X1	
31	320-9341	1	BOLT, M16	
32	320-9344	1	BOLT	
33	349-1088	2	WASHER	



DRIVE TRAIN

Figure 5-3 Front Axle - Swivel Housing & Steering Cylinder



PAM0281




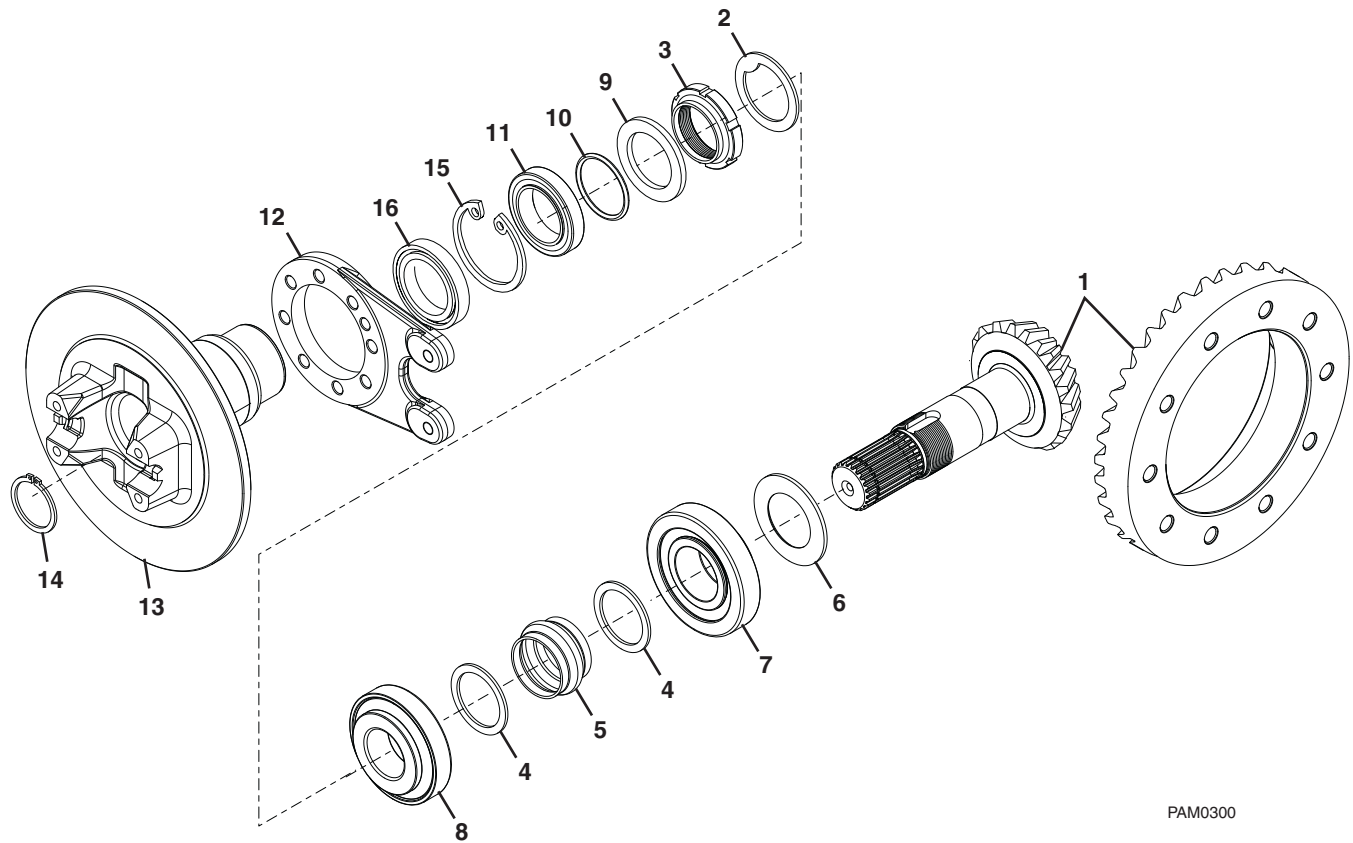
Figure 5-3 Front Axle - Swivel Housing & Steering Cylinder

Item	Part Number	Qty.	Description	Rev.
1	320-7288	2	STEERING ARM ASSY, (TH414), (includes items 2 thru 4)	
	320-8568	2	STEERING ARM ASSY, (TH417, TH514), (includes items 2 thru 4)	
2	320-7365	2	BALL JOINT, (TH414)	
	320-8569	2	BALL JOINT, (TH417, TH514)	
3	320-9345	2	NUT, M24X10, (TH414)	
	320-9329	2	NUT, M24X20, (TH417, TH514)	
4	320-7289	2	TIE ROD, (TH414)	
	349-1089	2	TIE ROD, (TH417, TH514)	
5	320-7290	1	STEERING CYLINDER, (TH414), (includes items 13 thru 15)	
	320-8571	1	STEERING CYLINDER, (TH417, TH514), (includes items 13 thru 15)	
6	320-7291	1	L.H. SWIVEL HOUSING, (TH414)	
	320-8572	1	L.H. SWIVEL HOUSING, (TH417, TH514)	
7	320-9346	2	NUT, M24X1.5, (TH414)	
	320-9330	2	NUT, M24X1.5, (TH417, TH514)	
8	320-9347	2	BOLT, M24X1.5X55	
9	320-7366	2	BUSHING	
10	320-9348	2	BOLT, M14X1.5X65	
11	320-7367	2	SEAL RING, (TH414)	
	349-1090	2	SEAL RING, (TH417, TH514)	
12	320-7368	2	BUSHING	
13	349-1095	1	ROD, (TH414)	
	361-9120	1	ROD, (TH417, TH514)	
14	320-7293	2	CYLINDER HEAD, (TH414)	
	361-9119	2	CYLINDER HEAD, (TH417, TH514)	
15	320-7294	1	SEAL KIT, (TH414)	
	361-9121	1	SEAL KIT, (TH417, TH514)	
16	320-9349	4	BOLT, M16X75	
17	320-9350	4	NUT, M16	
18	347-2166	1	SENSOR	
19	320-9351	16	BOLT, M16X75	
20	320-7370	4	GREASE FITTING, M6X1	
21	320-7371	2	KING PIN	
22	320-7296	1	R.H. SWIVEL HOUSING, (TH414)	
	320-8575	1	R.H. SWIVEL HOUSING, (TH417, TH514)	
23	320-7369	2	KING PIN	
24	320-7332	4	BUSHING	
25	320-8566	2	CLAMP, (TH414)	
	320-8576	2	CLAMP, (TH417, TH514)	
118	320-8574	2	COTTER PIN, (TH417, TH514)	
NOTE: ITEM NUMBERS NOT LISTED ARE NOT USED ON THIS FIGURE				



DRIVE TRAIN

Figure 5-4 Front Axle - Bevel Gear Set



PAM0300




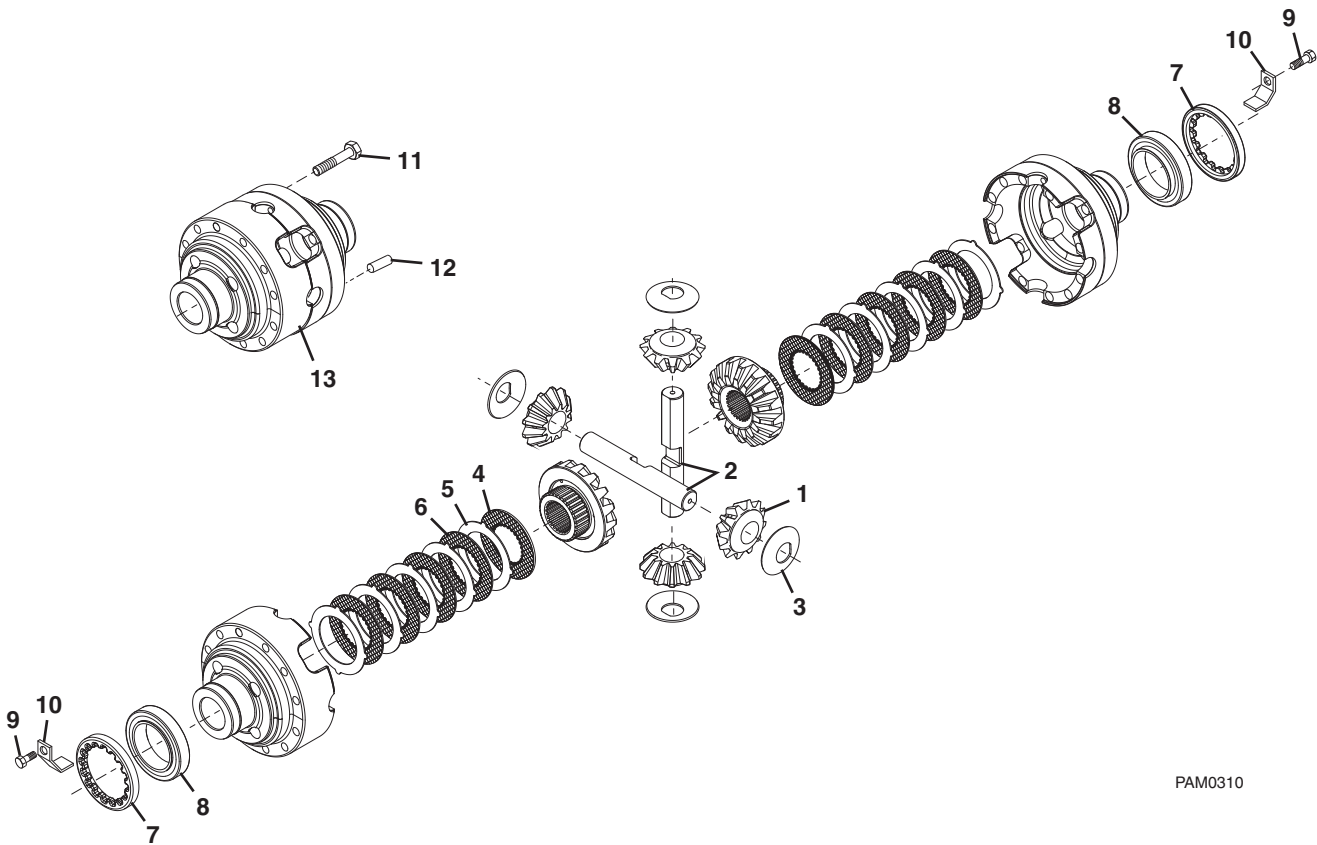
Figure 5-4 Front Axle - Bevel Gear Set

Item	Part Number	Qty.	Description	Rev.
1	320-7297	1	BEVEL GEAR SET, (TH414), (includes items 2 thru 5)	
	320-8577	1	BEVEL GEAR SET, (TH417, TH514), (includes items 2 thru 5)	
2	320-9352	1	LOCKWASHER	
3	320-9353	1	RING NUT, M40X1.5	
4	320-9354	2	WASHER	
5	320-7298	1	COLLAPSIBLE SPACER, (TH414)	
	320-8578	1	COLLAPSIBLE SPACER, (TH417, TH514)	
6	320-7299		SHIM 2.50mm	
	320-7300		SHIM 2.60mm	
	320-7301		SHIM 2.70mm	
	320-7302		SHIM 2.80mm	
	320-7303		SHIM 2.90mm	
	320-7304		SHIM 3.00mm	
	320-7305		SHIM 3.10mm	
	320-7306		SHIM 3.20mm	
	320-7307		SHIM 3.30mm	
	320-7308		SHIM 3.40mm	
7	320-7349	1	BEARING	
8	320-7334	1	BEARING	
9	320-9355	1	WASHER	
10	320-7372	1	O-RING	
11	320-7309	1	SEAL RING	
12	320-7310	1	FLANGE	
13	320-7311	1	FLANGE	
14	320-7373	1	SNAP RING	
15	320-7312	1	SNAP RING	
16	320-7313	1	BEARING	



DRIVE TRAIN

Figure 5-5 Front Axle - Differential



PAM0310




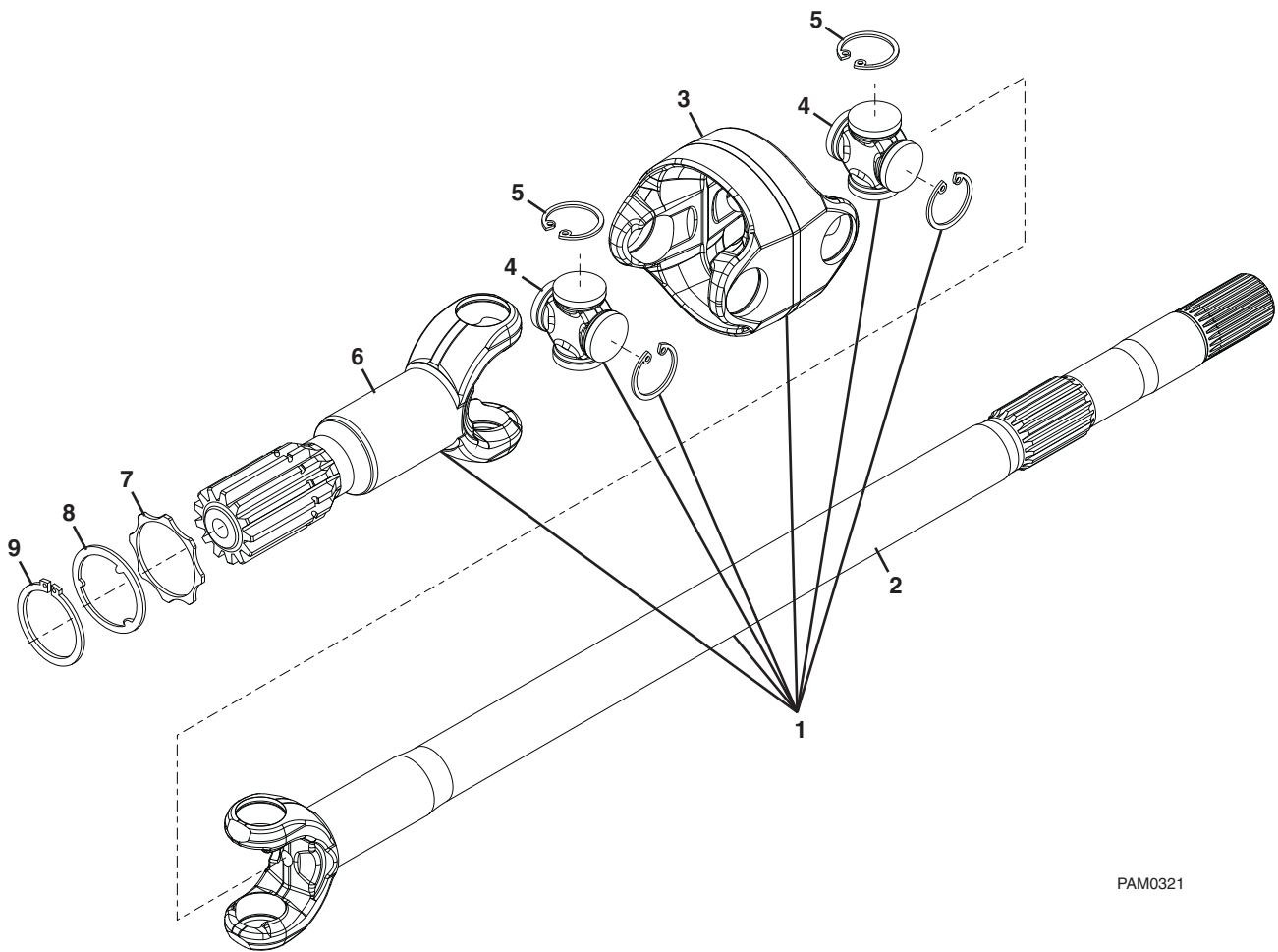
Figure 5-5 Front Axle - Differential

Item	Part Number	Qty.	Description	Rev.
1	320-7314	1	DIFFERENTIAL KIT, (includes items 2 & 3)	
2	320-7315	2	SHAFT	
3	320-7347	4	THRUST WASHER	
4	320-7348	2	DIFFERENTIAL PLATE	
5	320-7345	10	DIFFERENTIAL DRIVE PLATE	
6	320-7346	8	DIFFERENTIAL PLATE	
7	320-7375	1	RING NUT, M94X2	
8	320-7344	2	BEARING	
9	320-9336	2	BOLT, M6X10	
10	320-7374	2	LOCKING PLATE	
11	320-9339	10	BOLT, M12X90	
12	320-7343	1	PIN, D12X40	
13	320-7316	1	DIFFERENTIAL HOUSING	



DRIVE TRAIN

Figure 5-6 Front Axle - Double U-Joint



PAM0321




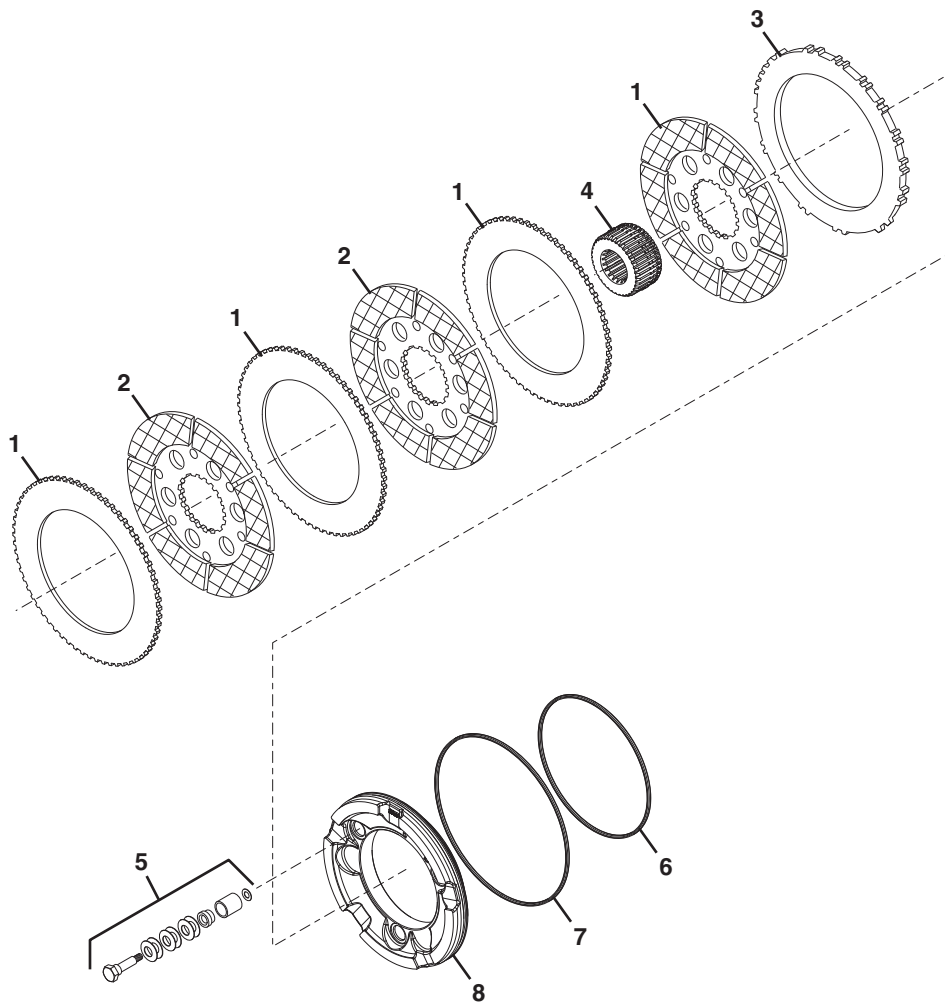
Figure 5-6 Front Axle - Double U-Joint

Item	Part Number	Qty.	Description	Rev.
1	320-7317	2	DOUBLE JOINT, (TH414) , (includes items 2 thru 6)	
	320-8579	2	DOUBLE JOINT, (TH417, TH514) , (includes items 2 thru 6)	
2		2	FORK, (differential side)	
3		2	CENTRAL BODY	
4		4	SPIDER	
5		16	LOCK RING	
6		2	FORK, (wheel side)	
7	320-7318	2	THRUST WASHER, (TH414)	
	320-8580	2	THRUST WASHER, (TH417, TH514)	
8	349-1079	2	WASHER, (TH414)	
	320-9331	2	WASHER, (TH417, TH514)	
9	349-1080	2	SNAP RING, (TH414)	
	320-8581	2	SNAP RING, (TH417, TH514)	



DRIVE TRAIN

Figure 5-7 Front Axle - Brakes



PAM0330




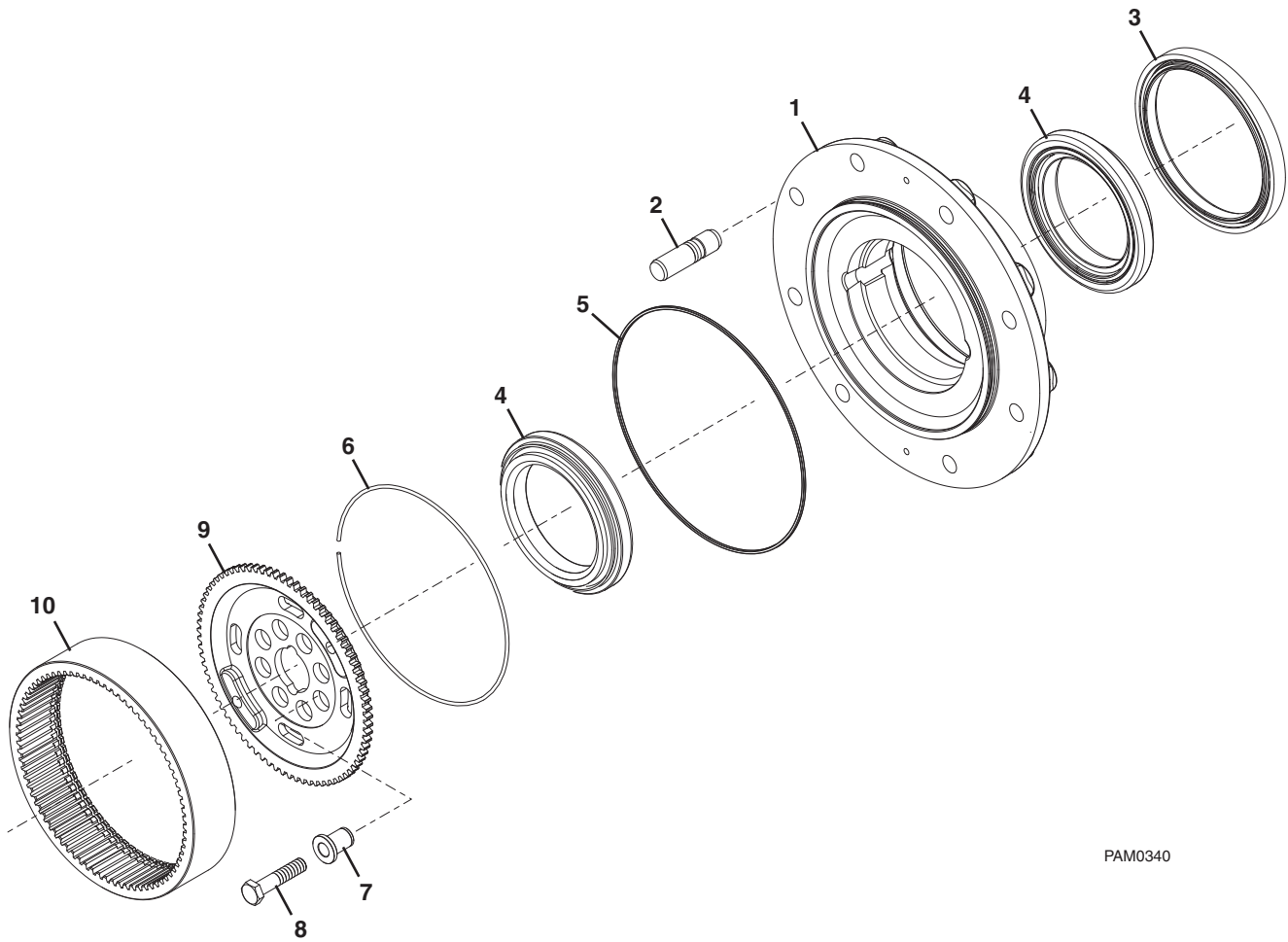
Figure 5-7 Front Axle - Brakes

Item	Part Number	Qty.	Description	Rev.
1	320-7381	6	DRIVE PLATE	
2	349-1081	6	BRAKE DISC	
3	320-7379	2	BRAKE COUNTER DISC	
4	320-7382	2	HUB	
5	320-7383	2	SELF ADJUST KIT	
6	320-7376	2	O-RING	
7	320-7377	2	O-RING	
8	320-7378	2	POSITIVE BRAKE PISTON	



DRIVE TRAIN

Figure 5-8 Front Axle - Wheel Hub



PAM0340




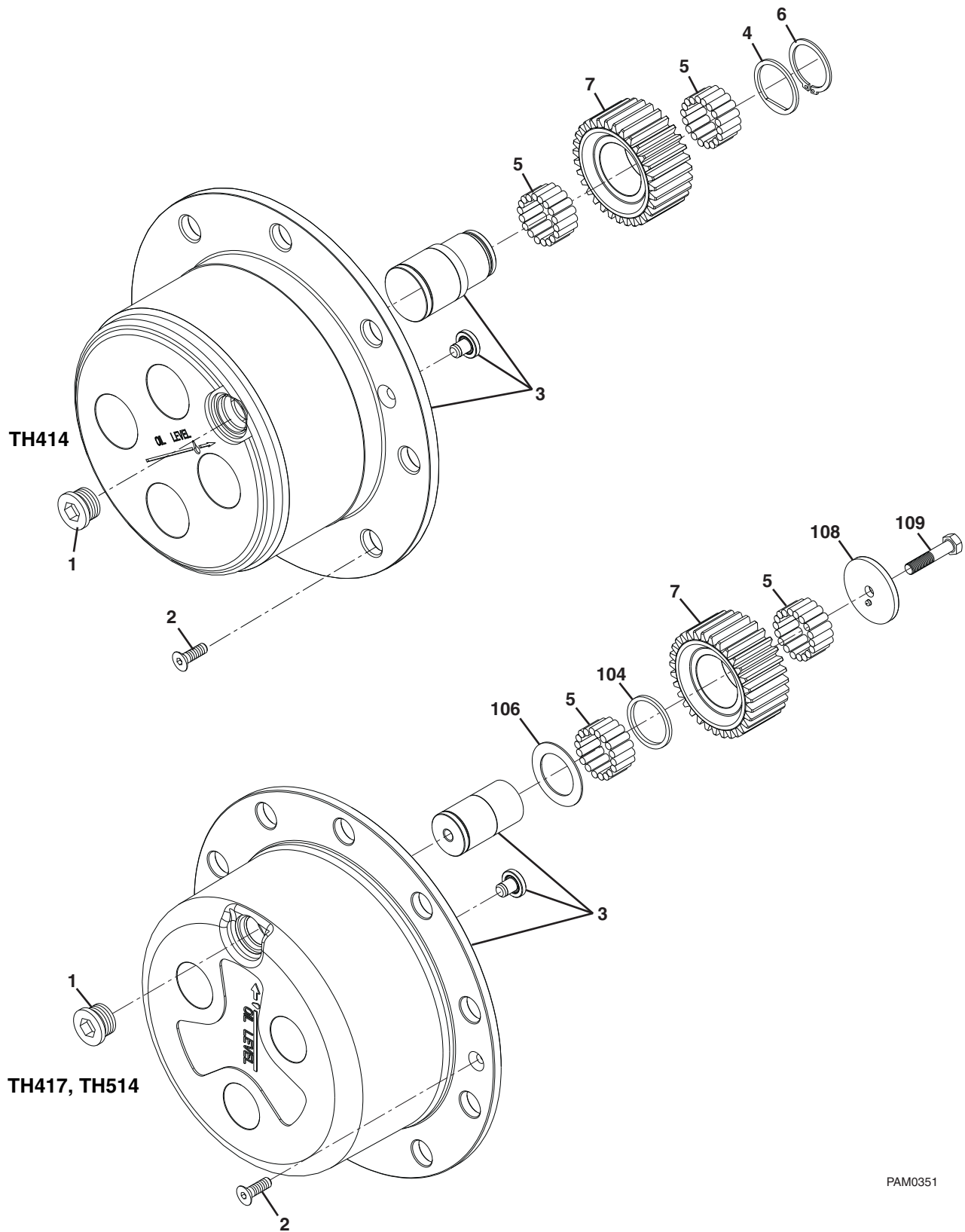
Figure 5-8 Front Axle - Wheel Hub

Item	Part Number	Qty.	Description	Rev.
1	320-7320	2	WHEEL HUB KIT, (TH414), (includes item 2)	
	320-8582	2	WHEEL HUB KIT, (TH417, TH514), (includes item 2)	
2	320-7321	16	STUD, (TH414)	
	320-8583	20	STUD, (TH417, TH514)	
3	320-7322	2	SEAL RING, (TH414)	
	320-8584	2	SEAL RING, (TH417, TH514)	
4	320-7336	4	BEARING, (TH414)	
	320-8585	4	BEARING, (TH417, TH514)	
5	349-1082	2	O-RING, (TH414)	
	320-8613	2	O-RING, (TH417, TH514)	
6	320-7337	2	SNAP RING, (TH414)	
	320-8614	2	LOCK RING, (TH417, TH514)	
7	320-7384	16	CENTERING BUSHING	
8	320-9348	16	BOLT, M14X65	
9	320-7335	2	WHEEL CARRIER, (TH414)	
	320-8586	2	WHEEL CARRIER, (TH417, TH514)	
10	320-7324	2	CROWN GEAR, (TH414)	
	320-8587	2	CROWN GEAR, (TH417, TH514)	



DRIVE TRAIN

Figure 5-9 Front Axle - Final Reduction



PAM0351




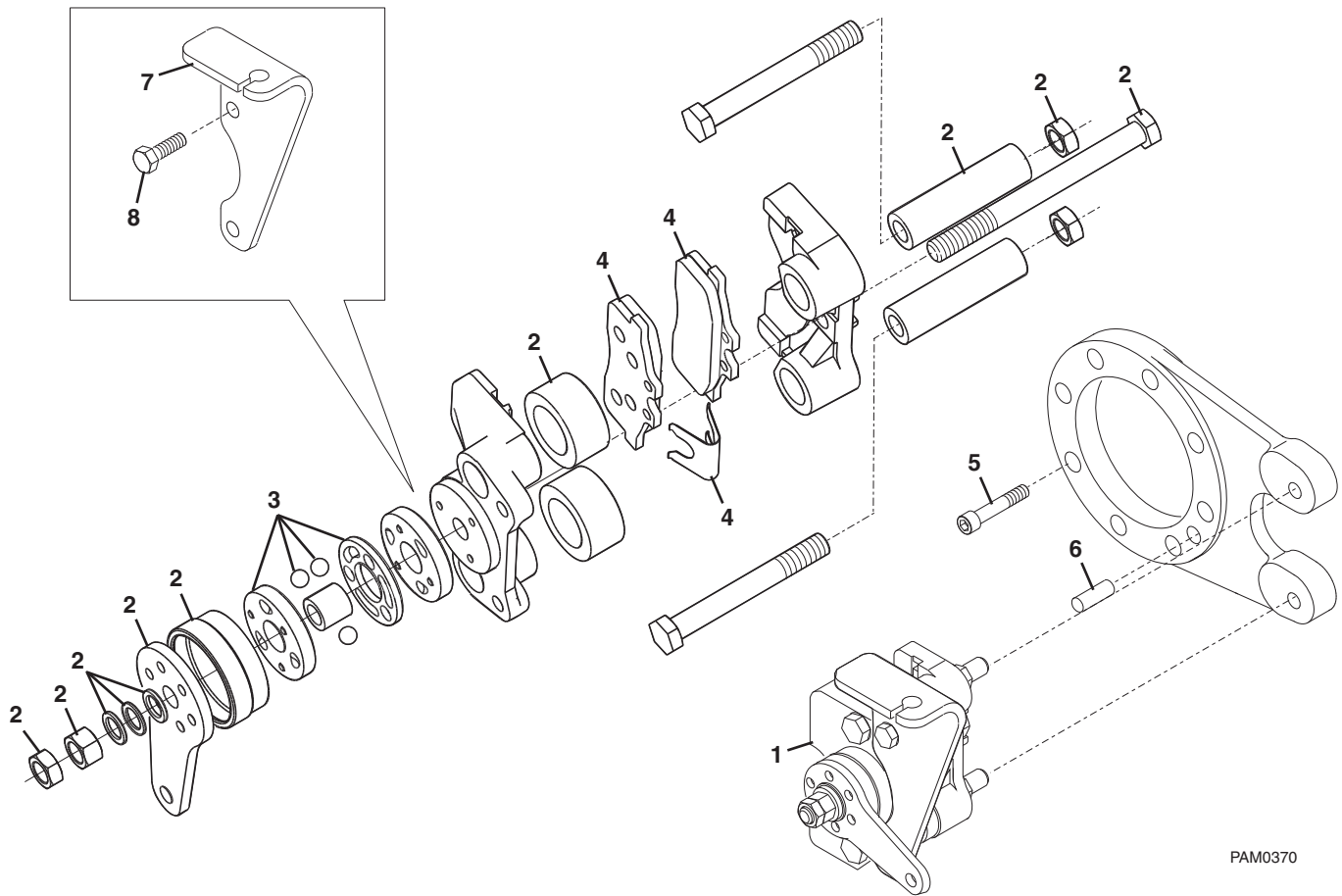
Figure 5-9 Front Axle - Final Reduction

Item	Part Number	Qty.	Description	Rev.
1	320-7351	2	PLUG	
2	320-9337	4	BOLT, M8X20	
3	320-8565	2	PLANETARY CARRIER ASSY, (TH414)	
	320-8588	2	PLANETARY CARRIER ASSY, (TH417, TH514)	
4	320-9335	8	THRUST WASHER, (TH414)	
5	358-7687	448	NEEDLE BEARING, (56 per gear), (TH414)	
	320-8605	372	NEEDLE BEARING, (62 per gear), (TH417, TH514)	
6	320-7338	8	SNAP RING, (TH414)	
7	320-7339	8	GEAR, (TH414)	
	320-8606	6	GEAR, (TH417, TH514)	
104	320-9340	6	WASHER, (TH417, TH514)	
106	320-8607	6	LOCKING THRUST WASHER, (TH417, TH514)	
108	320-8589	6	THRUST WASHER, (TH417, TH514)	
109	320-9356	6	BOLT, (TH417, TH514)	



DRIVE TRAIN

Figure 5-10 Front Axle - Brake Caliper



PAM0370




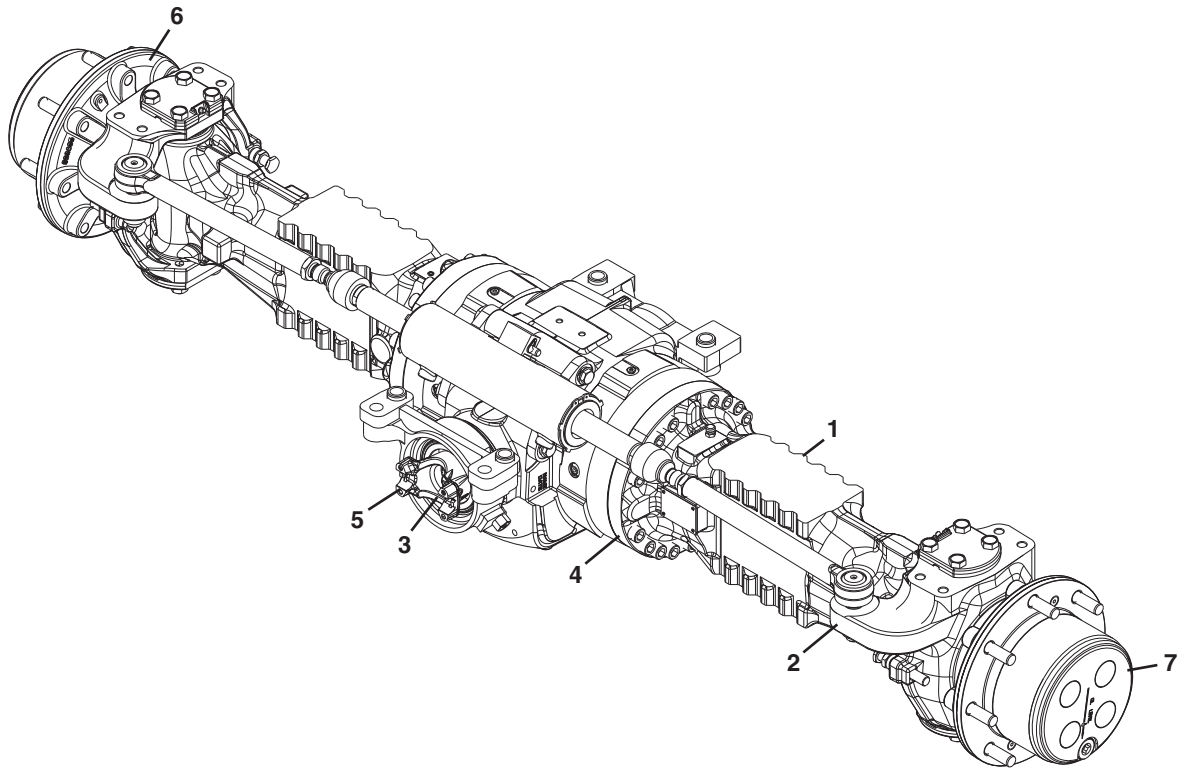
Figure 5-10 Front Axle - Brake Caliper

Item	Part Number	Qty.	Description	Rev.
1	349-1083	1	BRAKE CALIPER, (includes items 2 thru 4)	
2	349-1084	1	BRAKE REPAIR KIT	
3	349-1085	1	CAM REPAIR KIT	
4	349-1086	1	PAD KIT	
5	320-9326	8	BOLT, M12x35	
6	320-7350	1	PIN, 12x25	
7	349-1087	1	SUPPORT	
8	320-9327	2	BOLT	



DRIVE TRAIN

Figure 5-11 Rear Axle Assembly



PAM0430




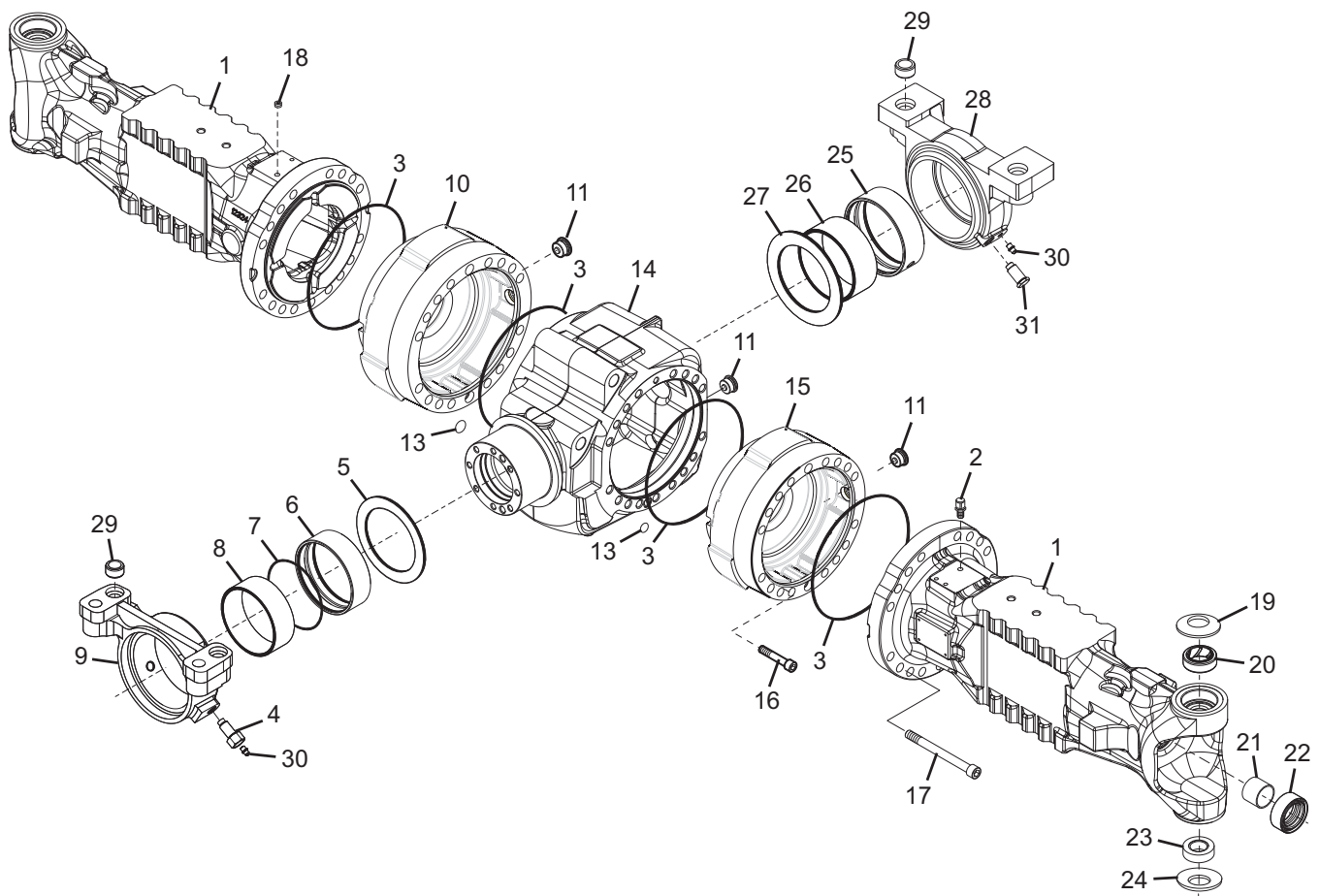
Figure 5-11 Rear Axle Assembly

Item	Part Number	Qty.	Description	Rev.
	314-8935	1	REAR AXLE, (TH414), (includes all items)	C
	314-8937	1	REAR AXLE, (TH417, TH514), (includes all items)	C
1		Ref	REAR AXLE - AXLE HOUSING, (see Figure 5-12 for details)	
2		Ref	REAR AXLE - SWIVEL HOUSING & STEERING CYLINDER, (see Figure 5-13 for details)	
3		Ref	REAR AXLE - BEVEL GEAR SET, (see Figure 5-14 for details)	
4		Ref	REAR AXLE - DIFFERENTIAL, (see Figure 5-15 for details)	
5		Ref	REAR AXLE - DOUBLE U-JOINT, (see Figure 5-16 for details)	
6		Ref	REAR AXLE - WHEEL HUB, (see Figure 5-17 for details)	
7		Ref	REAR AXLE - FINAL REDUCTION, (see Figure 5-18 for details)	



DRIVE TRAIN

Figure 5-12 Rear Axle - Axle Housing



PAM0381




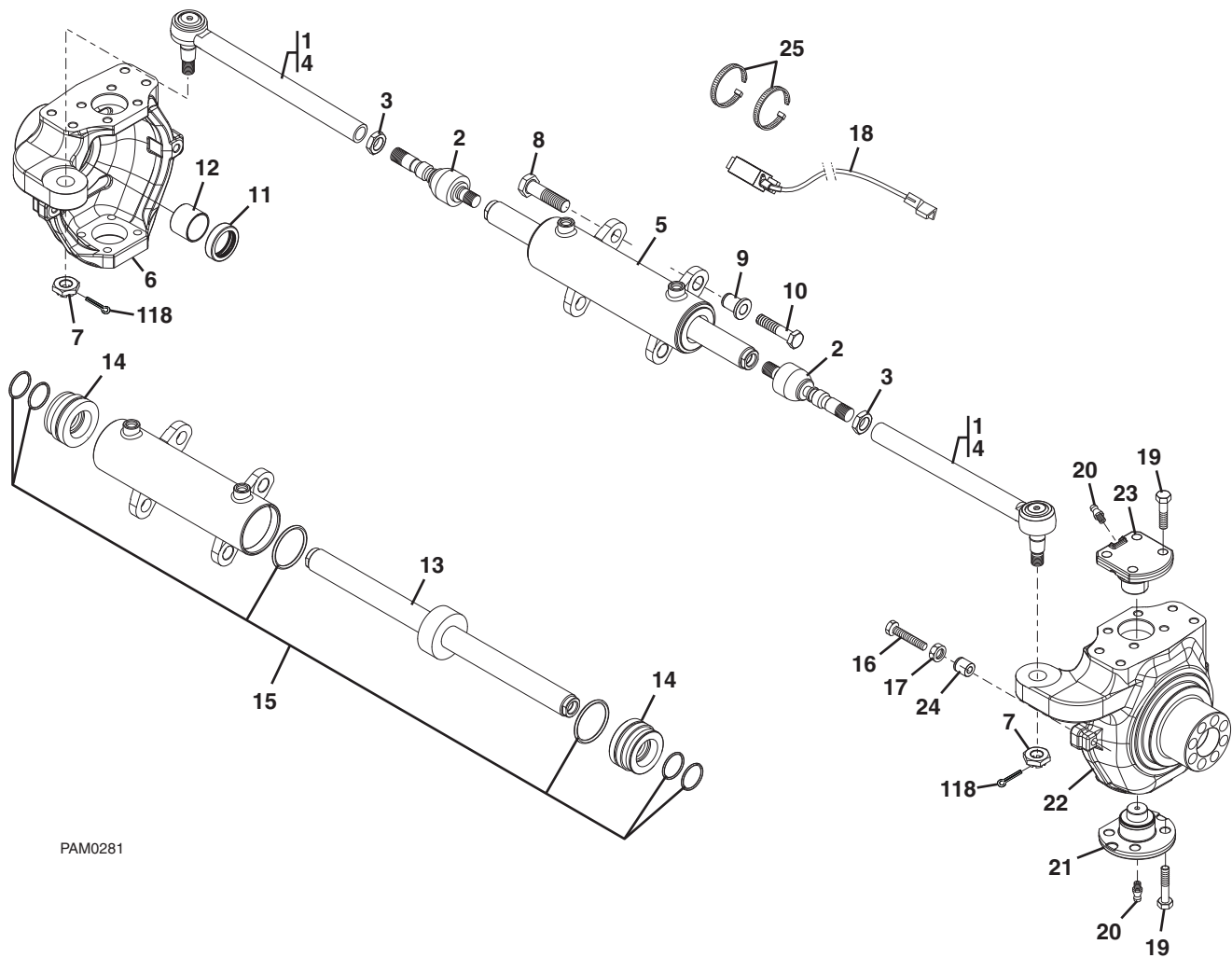
Figure 5-12 Rear Axle - Axle Housing

Item	Part Number	Qty.	Description	Rev.
1	320-7331	2	LEG HOUSING, (TH414)	
	320-8567	2	LEG HOUSING, (TH417, TH514)	
2	320-7360	1	BREATHER, M10X1	
3	320-7352	4	O-RING	
4	320-9344	1	BOLT	
5	320-7362	1	THRUST WASHER	
6	320-7364	1	BUSHING	
7	320-7363	1	O-RING	
8	320-7340	1	BUSHING	
9	320-7341	1	REAR SUPPORT	
10	349-1092	1	RH BRAKE CYLINDER	
11	320-7351	3	PLUG, M30X2	
13	320-7361	2	O-RING	
14	349-1093	1	CENTRAL BODY	
15	349-1094	1	LH BRAKE CYLINDER	
16	320-9342	2	BOLT	
17	320-9338	34	BOLT, M16X160	
18	320-7354	1	PLUG, M10X1	
19	320-7355	2	BELLEVILLE WASHER	
20	320-7356	2	BUSHING	
21	320-7357	2	BUSHING	
22	320-7358	2	SEAL RING	
23	320-7359	2	SPHERICAL BEARING	
24	320-9343	2	BELLEVILLE WASHER	
25	320-8611	1	BUSHING	
26	320-8612	1	BUSHING	
27	320-8603	1	THRUST WASHER	
28	320-8609	1	FRONT SUPPORT	
29	320-8608	4	BUSHING	
30	320-8610	2	GREASE FITTING, M8X1	
31	320-9341	1	BOLT, M16	
NOTE: ITEM NUMBERS NOT LISTED ARE NOT USED ON THIS FIGURE				



DRIVE TRAIN

Figure 5-13 Rear Axle - Swivel Housing & Steering Cylinder



PAM0281




Figure 5-13 Rear Axle - Swivel Housing & Steering Cylinder

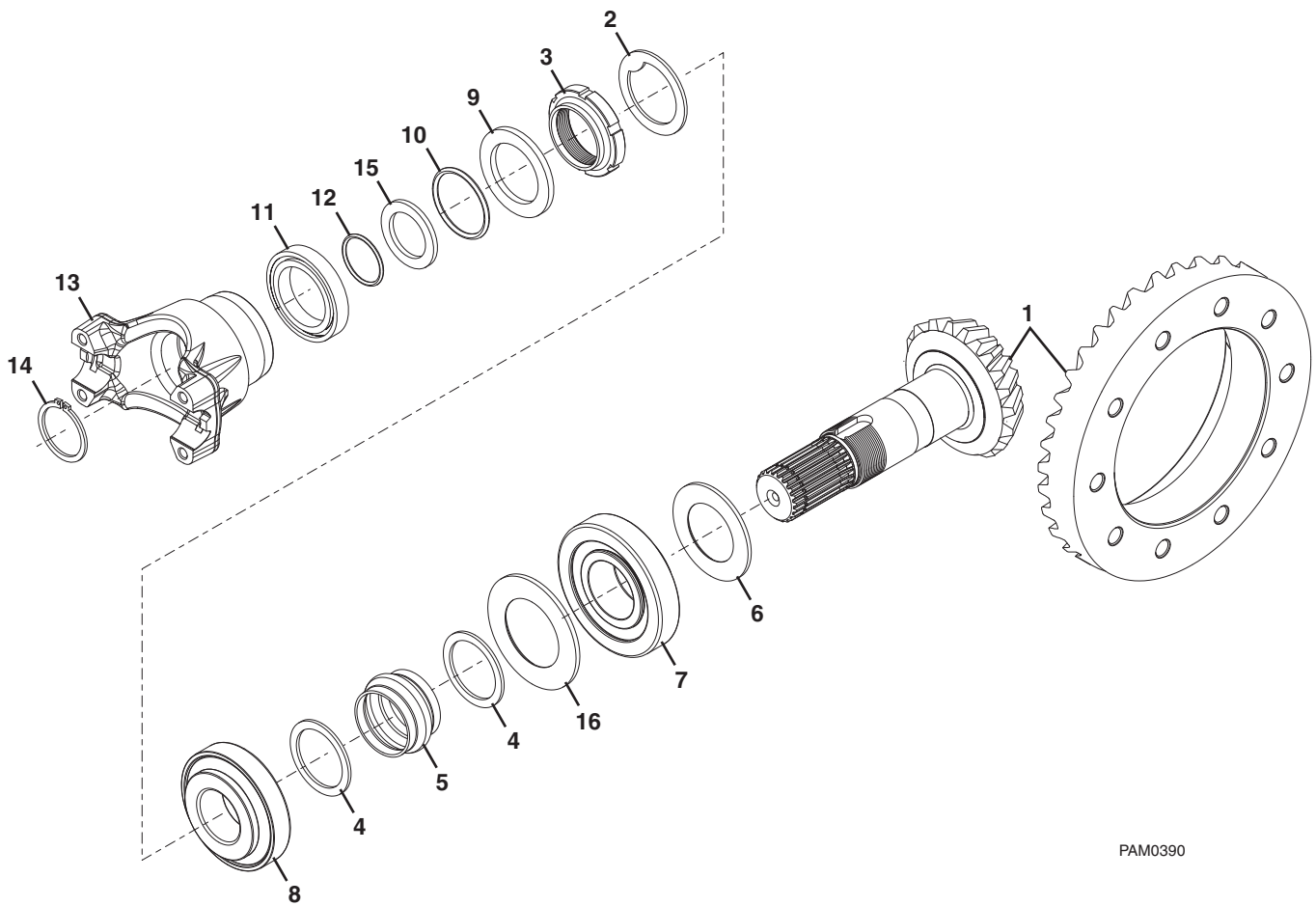
Item	Part Number	Qty.	Description	Rev.
1	320-7288	2	STEERING ARM ASSY, (TH414), (includes items 2 thru 4)	
	320-8568	2	STEERING ARM ASSY, (TH417, TH514), (includes items 2 thru 4)	
2	320-7365	2	BALL JOINT, (TH414)	
	320-8569	2	BALL JOINT, (TH417, TH514)	
3	320-9345	2	NUT, M24X10, (TH414)	
	320-8568	2	NUT, M24X10, (TH417, TH514)	
4	320-7289	2	TIE ROD, (TH414)	
	349-1089	2	TIE ROD, (TH417, TH514)	
5	320-7290	1	STEERING CYLINDER, (TH414), (includes items 13 thru 15)	
	320-8571	1	STEERING CYLINDER, (TH417, TH514), (includes items 13 thru 15)	
6	320-7291	1	R.H. SWIVEL HOUSING, (TH414)	
	320-8572	1	R.H. SWIVEL HOUSING, (TH417, TH514)	
7	320-9346	2	NUT, M24X1.5, (TH414)	
	320-9330	2	NUT, M24X1.5, (TH417, TH514)	
8	320-9347	2	BOLT, M22X55	
9	320-7366	2	BUSHING	
10	320-9348	2	BOLT, M14X65	
11	320-7367	2	SEAL RING, (TH414)	
	349-1090	2	SEAL RING, (TH417, TH514)	
12	320-7368	2	BUSHING	
13	349-1095	1	ROD, (TH414)	
	361-9120	1	ROD, (TH417, TH514)	
14	320-7293	2	CYLINDER HEAD, (TH414)	
	361-9119	2	CYLINDER HEAD, (TH417, TH514)	
15	320-7294	1	SEAL KIT, (TH414)	
	361-9121	1	SEAL KIT, (TH417, TH514)	
16	320-9349	4	BOLT, M16X100	
17	320-9350	4	NUT, M16	
18	347-2166	1	SENSOR	
19	320-9351	16	BOLT, M16X38	
20	320-7370	4	GREASE FITTING, M6X1	
21	320-7371	2	KING PIN	
22	320-7296	1	L.H. SWIVEL HOUSING, (TH414)	
	320-8575	1	L.H. SWIVEL HOUSING, (TH417, TH514)	
23	320-7369	2	KING PIN	
24	320-7332	4	BUSHING	
25	320-8566	2	CLAMP, (TH414)	
	320-8576	2	CLAMP, (TH417, TH514)	
118	320-8574	2	COTTER PIN, (TH417, TH514)	

NOTE: ITEM NUMBERS NOT LISTED ARE NOT USED ON THIS FIGURE



DRIVE TRAIN

Figure 5-14 Rear Axle - Bevel Gear Set



PAM0390




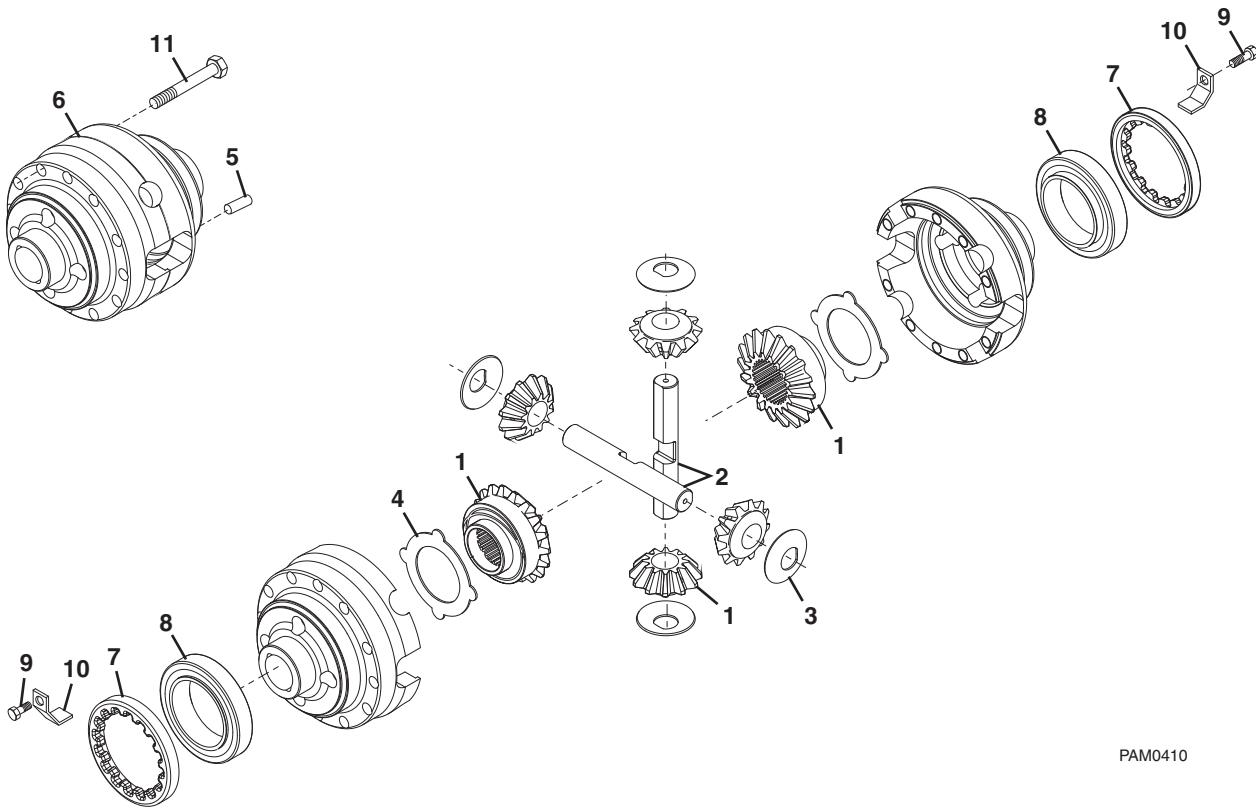
Figure 5-14 Rear Axle - Bevel Gear Set

Item	Part Number	Qty.	Description	Rev.
1	320-9328	1	BEVEL GEAR SET, (TH414) , (includes items 2 thru 5)	
	320-8591	1	BEVEL GEAR SET, (TH417, TH514) , (includes items 2 thru 5)	
2	320-9352	1	LOCKWASHER	
3	320-9353	1	RING NUT, M40X1.5	
4	320-9354	2	WASHER	
5	320-7298	1	COLLAPSIBLE SPACER, (TH414)	
	320-8578	1	COLLAPSIBLE SPACER, (TH417, TH514)	
6	320-7299	AR	SHIM, 2.50mm	
	320-7300	AR	SHIM, 2.60mm	
	320-7301	AR	SHIM, 2.70mm	
	320-7302	AR	SHIM, 2.80mm	
	320-7303	AR	SHIM, 2.90mm	
	320-7304	AR	SHIM, 3.00mm	
	320-7305	AR	SHIM, 3.10mm	
	320-7306	AR	SHIM, 3.20mm	
	320-7307	AR	SHIM, 3.30mm	
	320-7308	AR	SHIM, 3.40mm	
7	320-7349	1	BEARING	
8	320-7334	1	BEARING	
9	320-9355	1	WASHER	
10	320-7372	1	O-RING	
11	320-8604	1	SEAL RING	
12	320-8553	1	O-RING	
13	320-8554	1	FLANGE	
14	320-7373	1	SNAP RING	
15	320-8555	1	SPACER	
16	320-8556	1	SHIM, (TH414)	



DRIVE TRAIN

Figure 5-15 Rear Axle - Differential



PAM0410




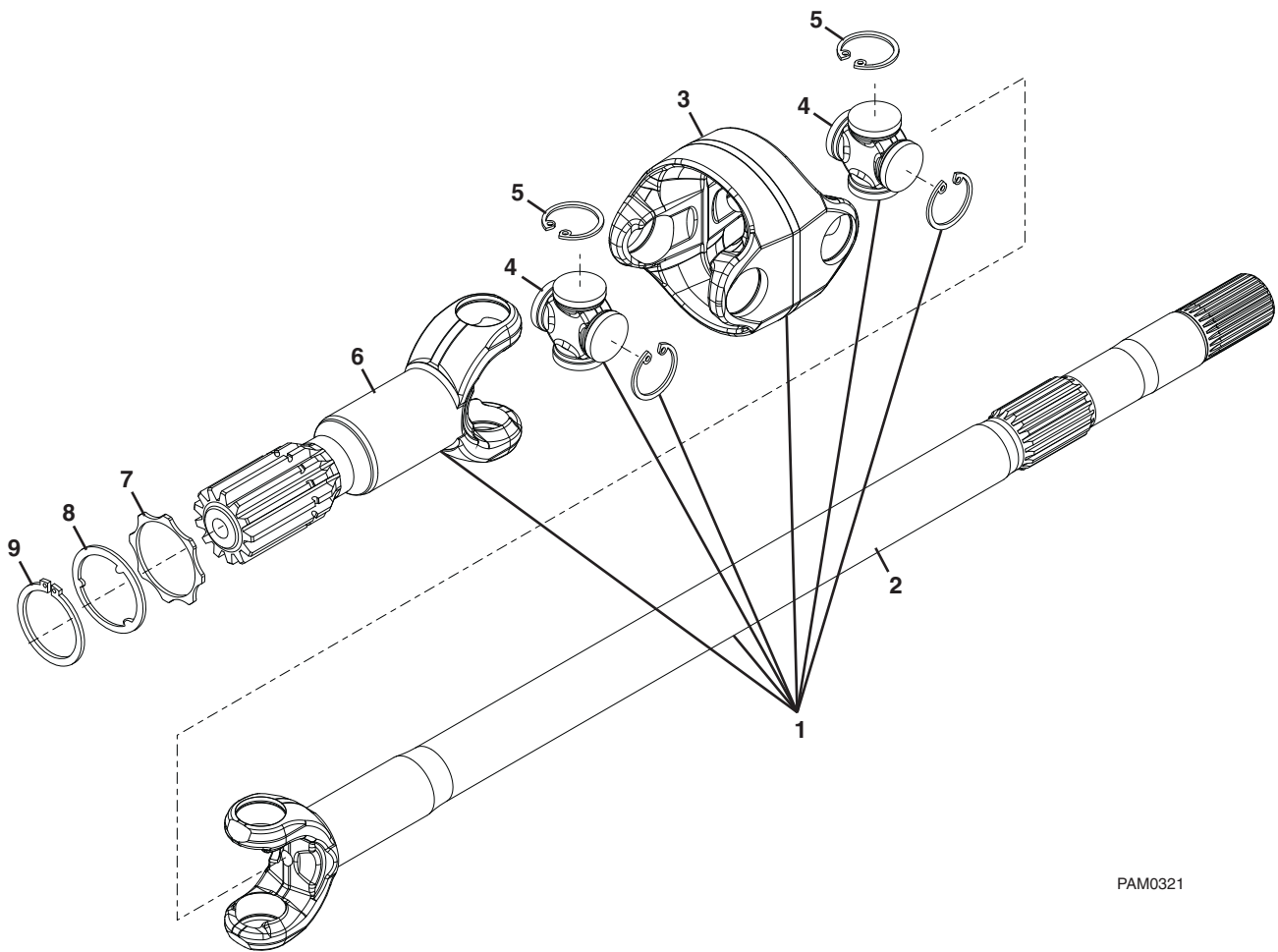
Figure 5-15 Rear Axle - Differential

Item	Part Number	Qty.	Description	Rev.
1	320-8590	1	DIFFERENTIAL KIT, (includes items 2 thru 4)	
2	320-7315	2	SHAFT	
3	320-7347	4	THRUST WASHER	
4	320-8558	2	DIFFERENTIAL HOUSING	
5	320-7343	2	PIN	
6	320-7316	1	DIFFERENTIAL HOUSING	
7	320-7375	2	RING NUT, M94X2	
8	320-7344	2	BEARING	
9	320-9336	2	BOLT, M6X10	
10	320-7374	2	LOCKING PLATE	
11	320-9339	10	BOLT, M12X90	



DRIVE TRAIN

Figure 5-16 Rear Axle - Double U-Joint



PAM0321




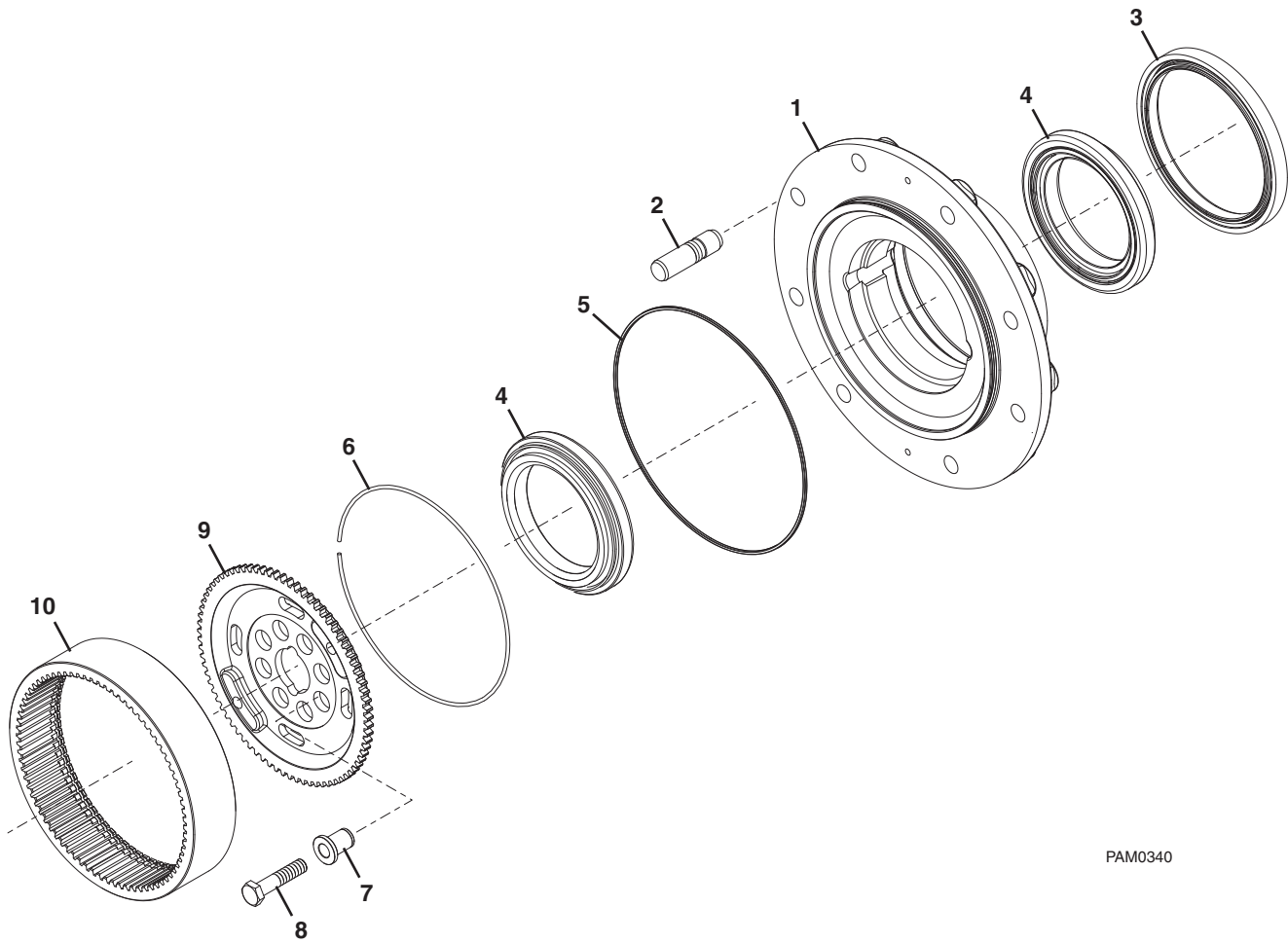
Figure 5-16 Rear Axle - Double U-Joint

Item	Part Number	Qty.	Description	Rev.
1	320-7317	2	DOUBLE JOINT, (TH414) , (includes items 2 thru 6)	
	320-8579	2	DOUBLE JOINT, (TH417, TH514) , (includes items 2 thru 6)	
2		2	FORK, (differential side)	
3		2	CENTRAL BODY	
4		4	SPIDER	
5		16	LOCK RING	
6		2	FORK, (wheel side)	
7	320-7318	2	THRUST WASHER, (TH414)	
	320-8580	2	THRUST WASHER, (TH417, TH514)	
8	349-1079	2	WASHER, (TH414)	
	320-9331	2	WASHER, (TH417, TH514)	
9	349-1080	2	SNAP RING, (TH414)	
	320-8581	2	SNAP RING, (TH417, TH514)	



DRIVE TRAIN

Figure 5-17 Rear Axle - Wheel Hub



PAM0340




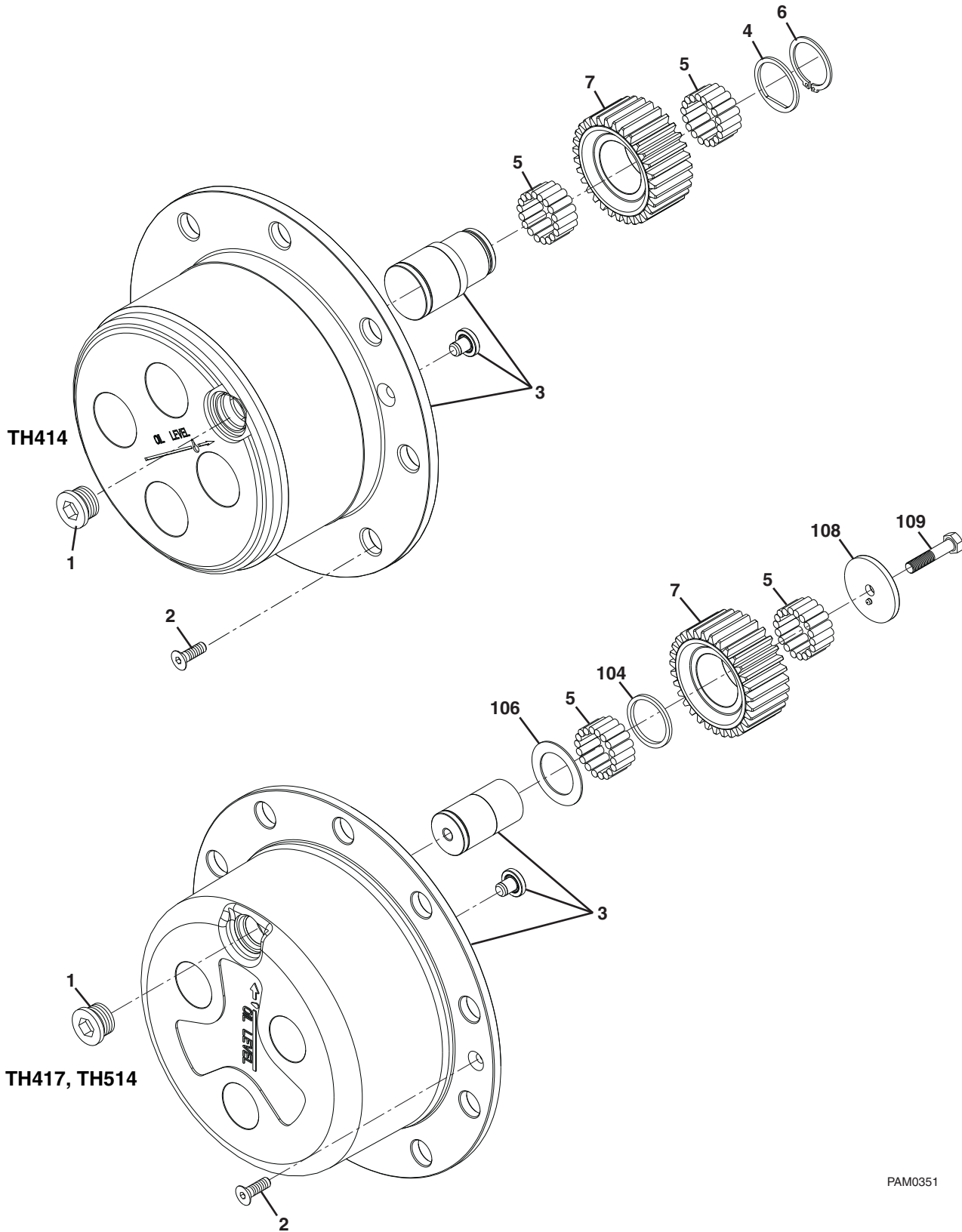
Figure 5-17 Rear Axle - Wheel Hub

Item	Part Number	Qty.	Description	Rev.
1	320-7320	2	WHEEL HUB, (TH414), (includes item 2)	
	320-8582	2	WHEEL HUB, (TH417, TH514), (includes item 2)	
2	320-7321	16	STUD, (TH414)	
	320-8583	20	STUD, (TH417, TH514)	
3	320-7322	2	SEAL RING, (TH414)	
	320-8584	2	SEAL RING, (TH417, TH514)	
4	320-7336	4	BEARING, (TH414)	
	320-8585	4	BEARING, (TH417, TH514)	
5	349-1082	2	O-RING, (TH414)	
	320-8613	2	O-RING, (TH417, TH514)	
6	320-7337	2	RING, (TH414)	
	320-8614	2	RING, (TH417, TH514)	
7	320-7384	16	BUSHING	
8	320-9348	16	BOLT, M14X65	
9	320-7335	2	WHEEL CARRIER, (TH414)	
	320-8586	2	WHEEL CARRIER, (TH417, TH514)	
10	320-7324	2	CROWN GEAR Z=60, (TH414)	
	320-8587	2	CROWN GEAR Z=77, (TH417, TH514)	



DRIVE TRAIN

Figure 5-18 Rear Axle - Final Reduction



PAM0351




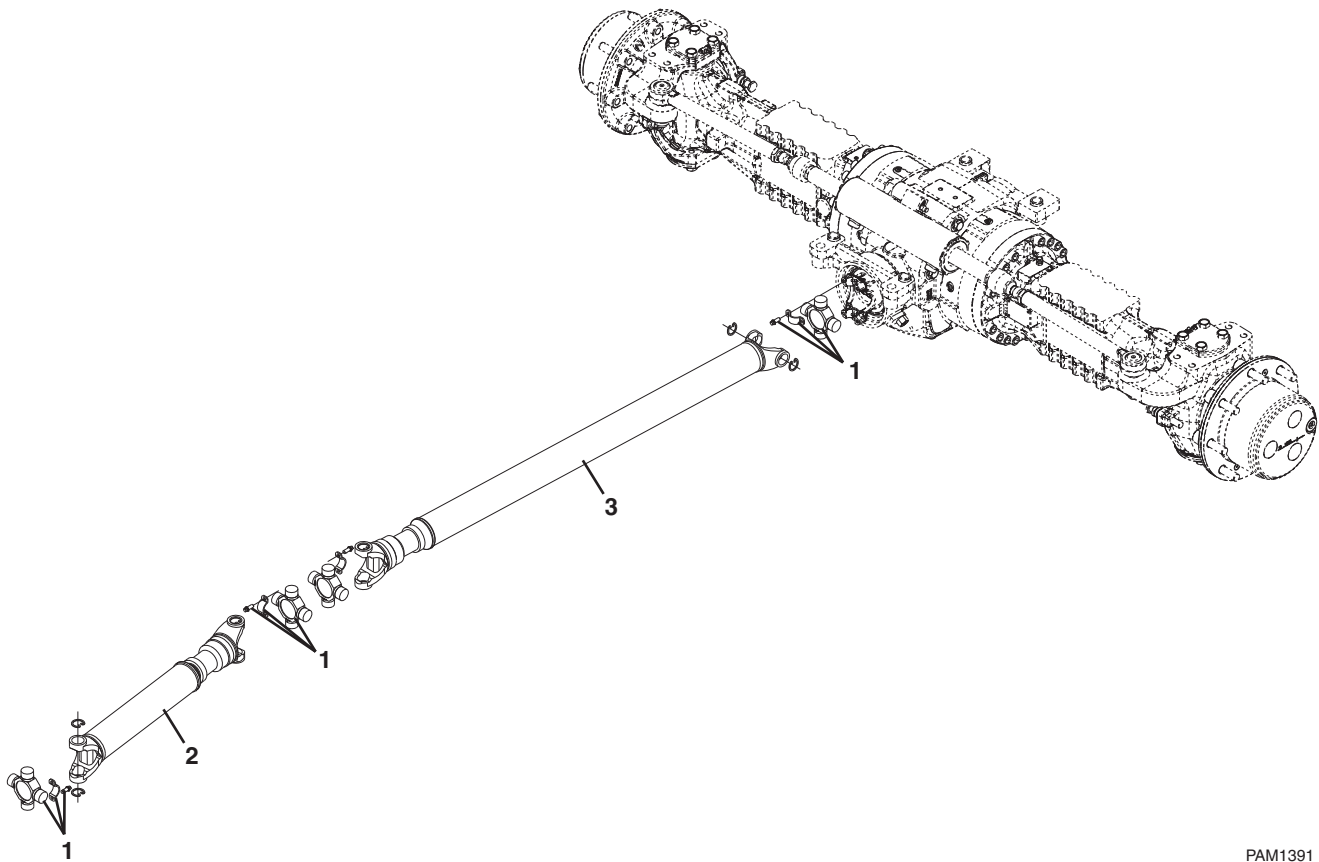
Figure 5-18 Rear Axle - Final Reduction

Item	Part Number	Qty.	Description	Rev.
1	320-7351	2	PLUG	
2	320-9337	4	BOLT, M8X20	
3	320-8565	2	PLANETARY CARRIER ASSY, (TH414)	
	320-8588	2	PLANETARY CARRIER ASSY, (TH417, TH514)	
4	320-9335	8	WASHER, (TH414)	
5	358-7687	448	NEEDLE BEARINGS, (56 per gear), (TH414)	
	320-8605	372	NEEDLE BEARINGS, (62 per gear), (TH417, TH514)	
6	320-7338	8	SNAP RING, (TH414)	
7	320-7339	8	GEAR, (TH414)	
	320-8606	6	GEAR, (TH417, TH514)	
104	320-9340	6	WASHER, (TH417, TH514)	
106	320-8607	6	LOCKING THRUST WASHER, (TH417, TH514)	
108	320-8589	6	THRUST WASHER, (TH417, TH514)	
109	320-9356	6	BOLT, (TH417, TH514)	
NOTE: ITEM NUMBERS NOT LISTED ARE NOT USED ON THIS FIGURE				



DRIVE TRAIN

Figure 5-19 Drive Shaft Installation



PAM1391





Figure 5-19 Drive Shaft Installation

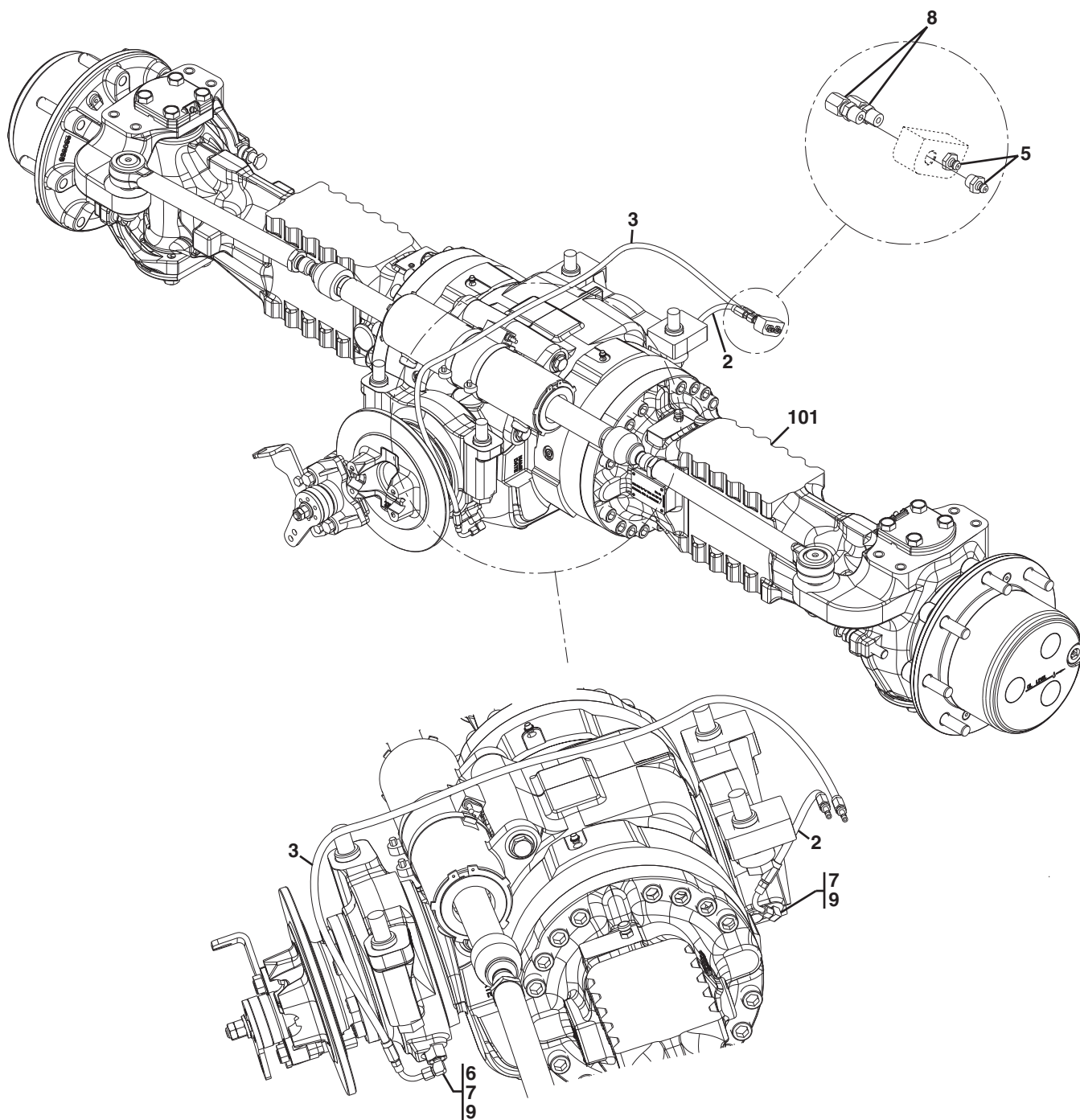
Item	Part Number	Qty.	Description	Rev.
	314-5594	Ref	DRIVE SHAFT INSTALLATION, (not available to order, see items 1 thru 3 for service)	A
1	327-6739	8	UNIVERSAL JOINT KIT, (includes straps and bolts), (torque to 34-42 Nm)	2
2	314-5596	1	FRONT DRIVESHAFT	
3	314-5598	1	REAR DRIVESHAFT	



DRIVE TRAIN

Figure 5-20 Remote Grease System Installation

FRONT AXLE



PAM2250

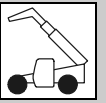
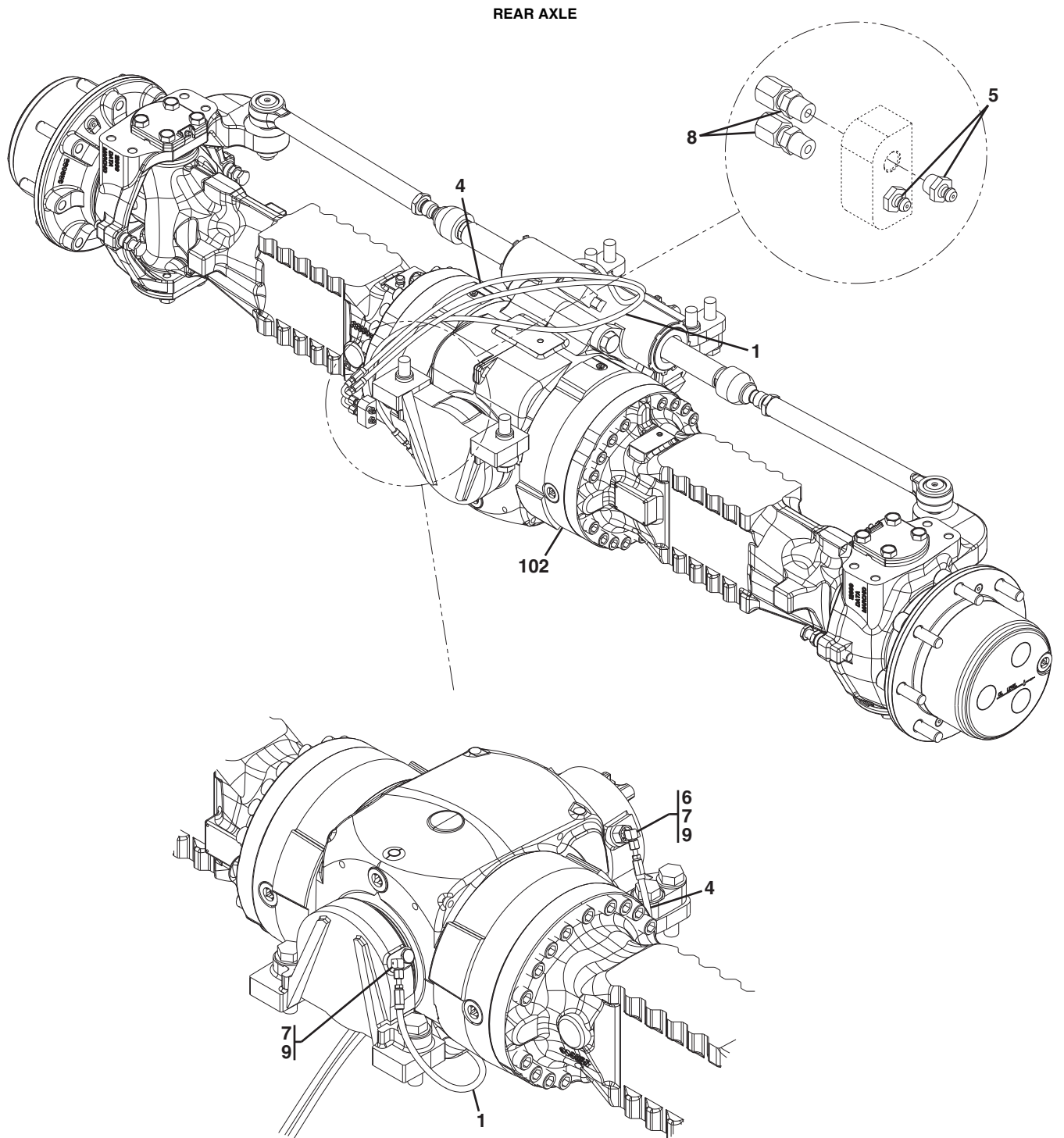



Figure 5-20 Remote Grease System Installation (Continued)





DRIVE TRAIN

Figure 5-20 Remote Grease System Installation

Item	Part Number	Qty.	Description	Rev.
	327-1777	Ref	REMOTE GREASE SYSTEM INSTALLATION, (not available to order, see items 1 thru 9 for service)	B
1	327-1781	1	HOSE ASSY	
2	327-1782	1	HOSE ASSY	
3	327-1783	1	HOSE ASSY	
4	327-1784	1	HOSE ASSY	
5	323-5623	4	GREASE FITTING	
6	327-1785	2	GREASE ADAPTER	
7	330-8923	4	GREASE ELBOW, 90 DEGREES	
8	327-1786	4	GREASE ADAPTER	
9		AR	CAT THREADLOCK	
101		Ref	FRONT AXLE, (see Figure 5-1 for details)	
102		Ref	REAR AXLE, (see Figure 5-11 for details)	

NOTE: ITEM NUMBERS NOT LISTED ARE NOT USED ON THIS FIGURE





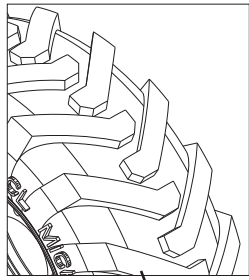
Figure 5-20 Remote Grease System Installation (Continued)

Item	Part Number	Qty.	Description	Rev.

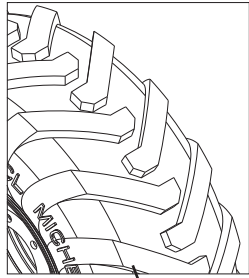


DRIVE TRAIN


Figure 5-21 Tire & Wheel Installation



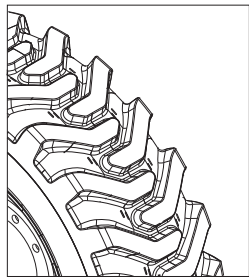
105



107



110
117



114

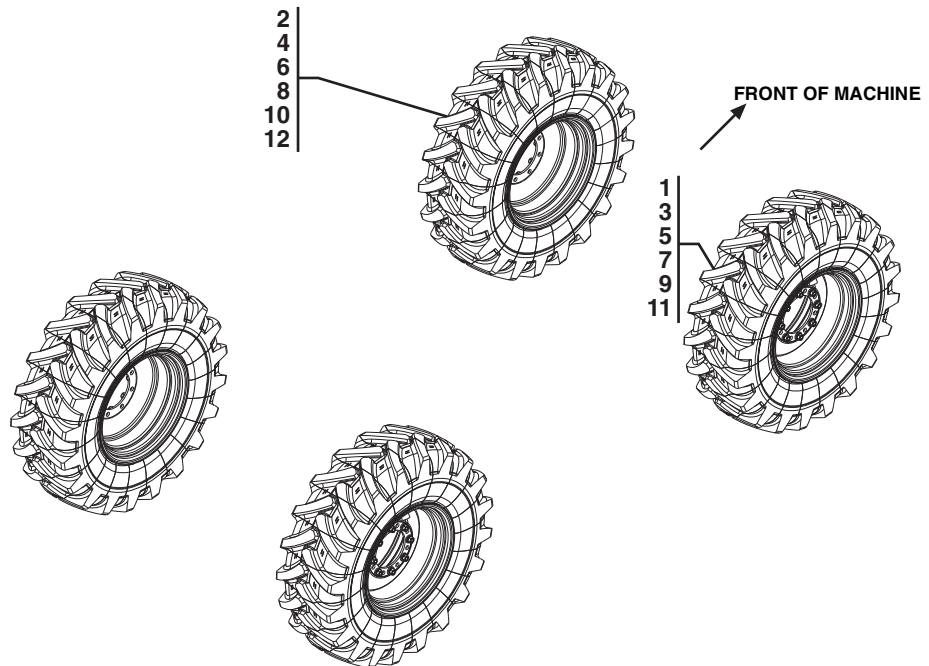
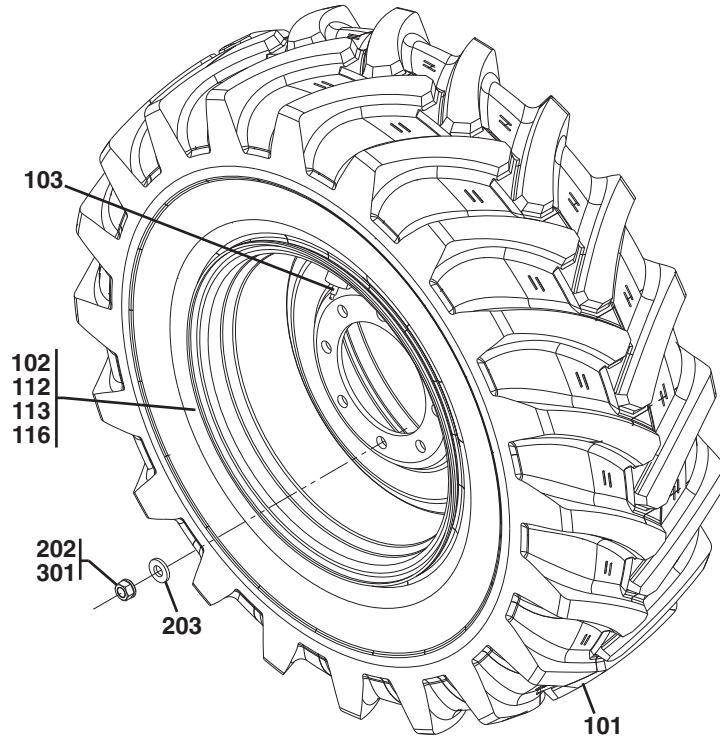




Figure 5-21 Tire & Wheel Installation

Item	Part Number	Qty.	Description	Rev.
1	1001090716	1	TIRE SET, 15.5/80-24, (MITAS), (TH414) , (includes items 1, 2 & 201)	A
	1001090717	2	R.H. TIRE & WHEEL ASSY, 15.5/80-24, (includes items 101, 103 & 112)	A
	1001090718	2	L.H. TIRE & WHEEL ASSY, 15.5/80-24, (includes items 101, 103 & 112)	A
3	1001100427	1	TIRE SET, 400/80-24, (MICHELIN), (TH414) , (includes items 3, 4 & 201)	A
	1001100428	2	R.H. TIRE & WHEEL ASSY, 400/80-24, (includes items 103, 105 & 112)	A
	1001100429	2	L.H. TIRE & WHEEL ASSY, 400/80-24, (includes items 103, 105 & 112)	A
5	1001100675	1	TIRE SET, 440/80-24, (MICHELIN), (TH414) , (includes items 5, 6 & 201)	A
	1001100676	2	R.H. TIRE & WHEEL ASSY, 440/80-24, (includes items 102, 103 & 107)	A
	1001100677	2	L.H. TIRE & WHEEL ASSY, 440/80-24, (includes items 102, 103 & 107)	A
7	1001090722	1	TIRE SET, 15.5X25 BIAS, (GOODYEAR), (TH414) , (includes items 7, 8 & 201)	A
	1001090723	2	R.H. TIRE & WHEEL ASSY, 15.5X25 BIAS, (includes items 103, 110 & 113)	A
	1001090724	2	L.H. TIRE & WHEEL ASSY, 15.5X25 BIAS, (includes items 103, 110 & 113)	A
9	1001091387	1	TIRE SET, 14.00-24 TG02, (MITAS), (TH417, TH514) , (includes items 9, 10 & 301)	A
	1001091388	1	R.H. TIRE & WHEEL ASSY, 14.00-24, (includes items 103, 114 & 115)	A
	1001091389	1	L.H. TIRE & WHEEL ASSY, 14.00-24, (includes items 103, 114 & 115)	A
11	1001091447	1	TIRE SET, 14.00-24 SGG-2A, (GOODYEAR), (TH417, TH514) , (includes items 11, 12 & 301)	A
	1001091449	1	R.H. TIRE & WHEEL ASSY, 14.00-24, (includes items 103, 116 & 117)	A
	1001091450	1	L.H. TIRE & WHEEL ASSY, 14.00-24, (includes items 103, 116 & 117)	A
101	1001007846	1	TIRE, 15.5/80-24, 16 PLY, (TH414)	
102	311-8219	1	WHEEL, 24X14, (TH414)	
103	6D-0337	1	VALVE STEM	
105	1001099204	1	TIRE, 400/80-24, (TH414)	
107	1001100651	1	TIRE, 440/80-24, (TH414)	
110	1001003360	1	TIRE, 15.5X25 BIAS, 12 PLY, (TH414)	
112	311-8240	1	WHEEL, 24X14, (TH414)	
113	311-8241	1	WHEEL, 24X12, (TH414)	
114	1001006814	1	TIRE, 14.00-24, (TH417, TH514)	
116	311-8248	1	WHEEL, 9.00/1.5X24, (TH417, TH514)	
117	1001003334	1	TIRE, 14.00-24, (TH417, TH514)	
201	241-6052	1	FASTENER GROUP, (includes items 202 & 203)	
202	201-1919	32	HEX NUT	
203	8T-5439	32	WASHER	
301	5W-1386	40	WASHER	

NOTE: ITEM NUMBERS NOT LISTED ARE NOT USED ON THIS FIGURE




DRIVE TRAIN

This Page Intentionally Left Blank

SECTION 6

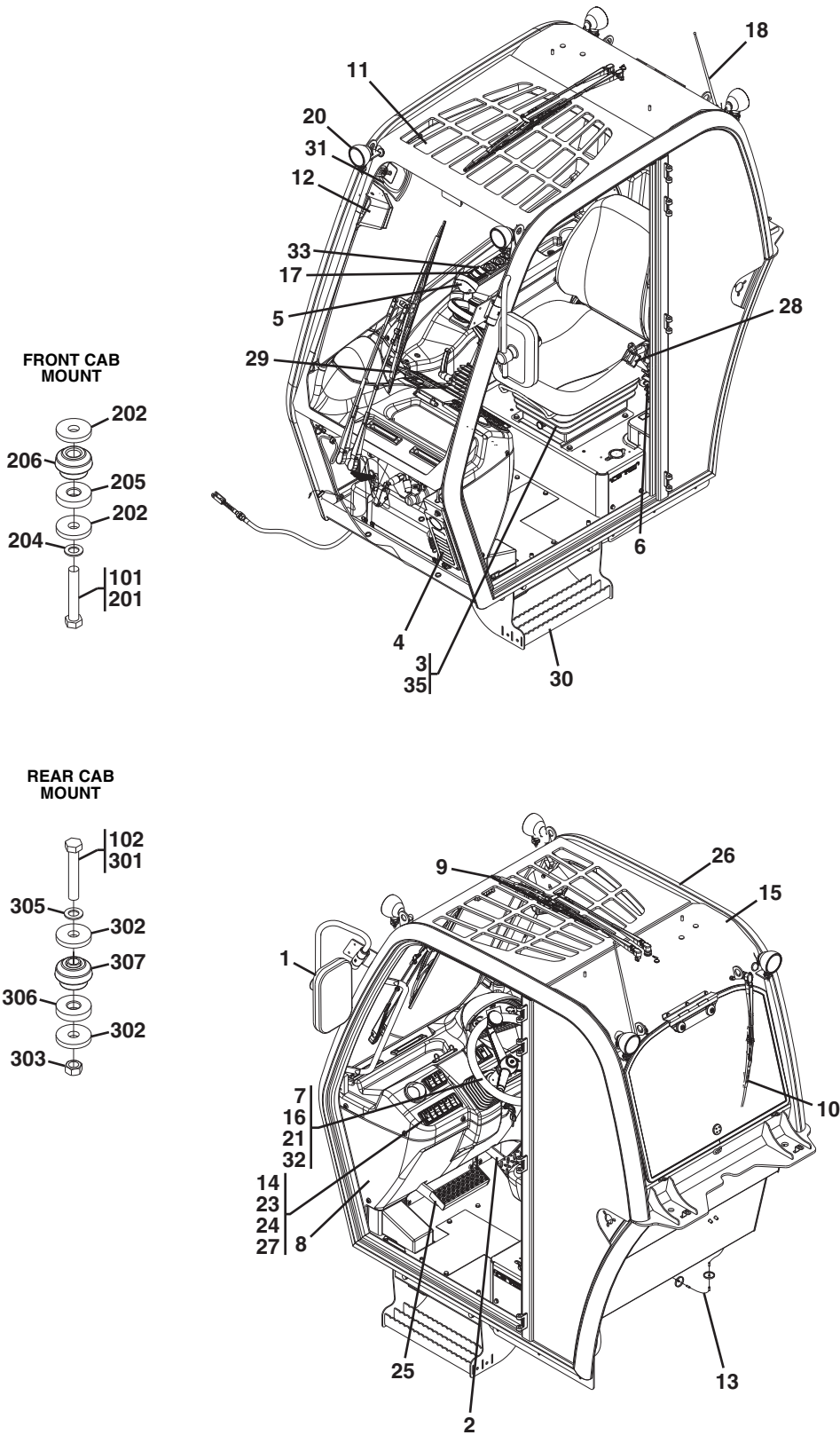
CAB





CAB

Figure 6-1 Cab Installation



PAM1951



Figure 6-1 Cab Installation

Item	Part Number	Qty.	Description	Rev.
	361-5236	1	STD. ENCLOSED CAB MECHANICAL w/o A/C, (TH414 Before S/N TBZ00561, TH514 Before S/N TBW00201, TH417 Before S/N TBT00216), (includes items 1 thru 8, 10, 12 thru 19, 21 thru 23, 25 thru 27, and 29 thru 33)	8
	368-0534	1	STD. ENCLOSED CAB MECHANICAL w/o A/C, (TH414 S/N TBZ00561 & After, TH514 S/N TBW00201 & After, TH417 S/N TBT00216 & After), (includes items 1 thru 8, 10, 12 thru 19, 21 thru 23, 25 thru 27, and 29 thru 33)	1
	361-5237	1	PREM. ENCLOSED CAB MECHANICAL w/o A/C, (TH414 Before S/N TBZ00561, TH514 Before S/N TBW00201, TH417 Before S/N TBT00216), (includes items 1 thru 33)	8
	368-0536	1	PREM. ENCLOSED CAB MECHANICAL w/o A/C, (TH414 S/N TBZ00561 & After, TH514 S/N TBW00201 & After, TH417 S/N TBT00216 & After), (includes items 1, 2, 4 thru 33 & 35)	1
	361-5243	1	STD. ENCLOSED CAB MECHANICAL w A/C, (TH414 Before S/N TBZ00561, TH514 Before S/N TBW00201, TH417 Before S/N TBT00216), (includes items 1 thru 8, 10, 12 thru 19, 21 thru 23, 25 thru 27 and 29 thru 33)	8
	368-0535	1	STD. ENCLOSED CAB MECHANICAL w A/C, (TH414 S/N TBZ00561 & After, TH514 S/N TBW00201 & After, TH417 S/N TBT00216 & After), (includes items 1 thru 8, 10, 12 thru 19, 21 thru 23, 25 thru 27 and 29 thru 33)	1
	361-5244	1	PREM. ENCLOSED CAB MECHANICAL w A/C, (TH414 Before S/N TBZ00561, TH514 Before S/N TBW00201, TH417 Before S/N TBT00216), (includes items 1 thru 33)	8
	368-0537	1	PREM. ENCLOSED CAB MECHANICAL w A/C, (TH414 S/N TBZ00561 & After, TH514 S/N TBW00201 & After, TH417 S/N TBT00216 & After), (includes items 1, 2, 4 thru 33 & 35)	1
	361-5251	1	PREM. ENCLOSED CAB, MECHANICAL w HEATER, (TH514-ANSI), (includes items 1 thru 11, 13 thru 26, 28 thru 30, 32 & 34)	6
	361-5241	1	STD. ENCLOSED CAB, MECHANICAL w HEATER & A/C, (TH514-ANSI), (includes items 1 thru 8, 10 thru 19, 21 thru 23, 25 thru 26, 29 thru 30, 32 & 34)	6
	361-5242	1	STD. ENCLOSED CAB, MECHANICAL w HEATER, (TH514-ANSI), (includes items 1 thru 11, 13 thru 26, 28 thru 30, 32 & 34)	6
1		Ref	MIRROR, (see Figure 6-2 for details)	
2		Ref	ACCELERATOR, (see Figure 7-3 for details)	
3		Ref	SUSPENSION SEAT, (see Figure 6-7 for details)	
4		Ref	HEATER, (see Figure 6-9 for details)	
5		Ref	JOYSTICK, (see Figure 7-1 for details)	
6		Ref	PARK BRAKE INSTALLATION, (see Figure 6-2 for details)	
7		Ref	STEERING COLUMN, (see Figure 7-2 for details)	
8		Ref	INTERIOR, (see Figure 6-3 for details)	
9		Ref	WIPER BLADE, ROOF, (see Figure 6-5 for details)	
10		Ref	WIPER BLADE, REAR, (see Figure 6-5 for details)	
11		Ref	SUN SCREEN, (see Figure 6-2 for details)	
12		Ref	LSI INDICATOR, (see Figure 10-2 for details)	
13		Ref	CAB FLOOR WIRING, (see Figure 10-2 for details)	
14		Ref	CAB SWITCHES, (see Figure 10-3 for details)	
15		Ref	CAB ROOF WIRING, (see Figure 10-2 for details)	
16		Ref	FNR LEVER, (see Figure 7-2 for details)	
17		Ref	AUX SWITCH, (see Figure 10-3 for details)	
18		Ref	RADIO INSTALLATION, (see Figure 10-2 for details)	
19		Ref	CONTROL GROUP, (see Figure 10-2 for details)	
20		Ref	FLOOD LIGHT, (see Figure 10-5 for details)	
21		Ref	MULTI-SWITCH CONTROL, (see Figure 7-2 for details)	



CAB

Figure 6-1 Cab Installation

Item	Part Number	Qty.	Description	Rev.
22		Ref	FUSE BOARD, (see Figure 10-2 for details)	
23		Ref	REAR WIPER SWITCH, (see Figure 10-3 for details)	
24		Ref	ROOF WIPER SWITCH, (see Figure 10-3 for details)	
25		Ref	BRAKE ASSEMBLY, (see Figure 7-5 for details)	
26		Ref	CAB ASSEMBLY, (see Figure 6-2 for details)	
27		Ref	ROAD LIGHTS SWITCH, (see Figure 10-3 for details)	
28		Ref	SEAT BELT, (see Figure 6-7 for details)	
29		Ref	FRONT WIPER BLADE, (see Figure 6-5 for details)	
30		Ref	STEP INSTALLATION, (see Figure 6-2 for details)	
31		Ref	INTERIOR MIRROR, (see Figure 6-2 for details)	
32		Ref	STEERING COLUMN PANEL, (see Figure 7-2 for details)	
33		Ref	FRAME LEVEL SWITCH, (see Figure 10-3 for details)	
34		Ref	CAB HARNESS, (TH514-ANSI) , (not shown), (see Figure 10-2 for details)	
35		Ref	PNEUMATIC SUSPENSION SEAT, (see Figure 6-8 for details)	
	315-3867	1	CAB MOUNT INSTALLATION, (not available to order, see items 101 & 102 for service)	D
101	315-3882	2	FRONT CAB MOUNT, (includes items 201 thru 206)	C
102	315-3883	2	REAR CAB MOUNT, (includes items 301 thru 307)	C
201	8T-6381	2	HEX HD CAPSCREW, 20X120mm, GR10.9	
202	329-3622	4	CAB MOUNT DISK	
204	7Y-1858	2	WASHER, 20mm	
205	329-3662	2	RUBBER WASHER	
206	323-7249	2	RUBBER BISCUIT	
301	8T-6381	2	HEX HD CAPSCREW, 20X110mm, GR10.9	
302	329-3622	4	CAB MOUNT DISK	
303	6V-7742	2	HEX NUT, 20X2.5mm	
305	7Y-1858	2	WASHER, 20mm	
306	329-3662	2	RUBBER WASHER	
307	323-7249	2	RUBBER BISCUIT	
NOTE: ITEM NUMBERS NOT LISTED ARE NOT USED ON THIS FIGURE				

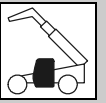


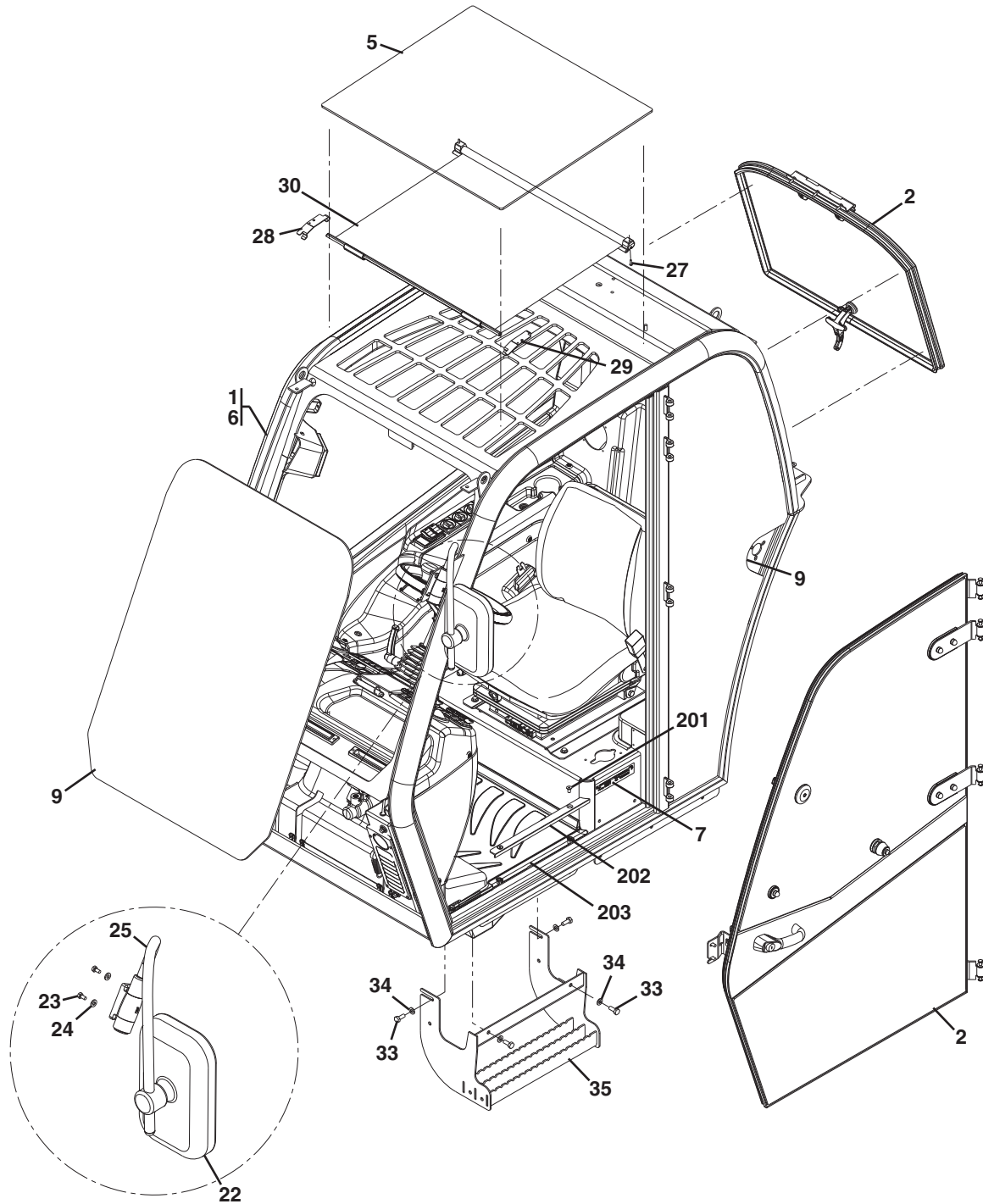
Figure 6-1 Cab Installation

Item	Part Number	Qty.	Description	Rev.



CAB

Figure 6-2 Cab Assembly



PAM2281


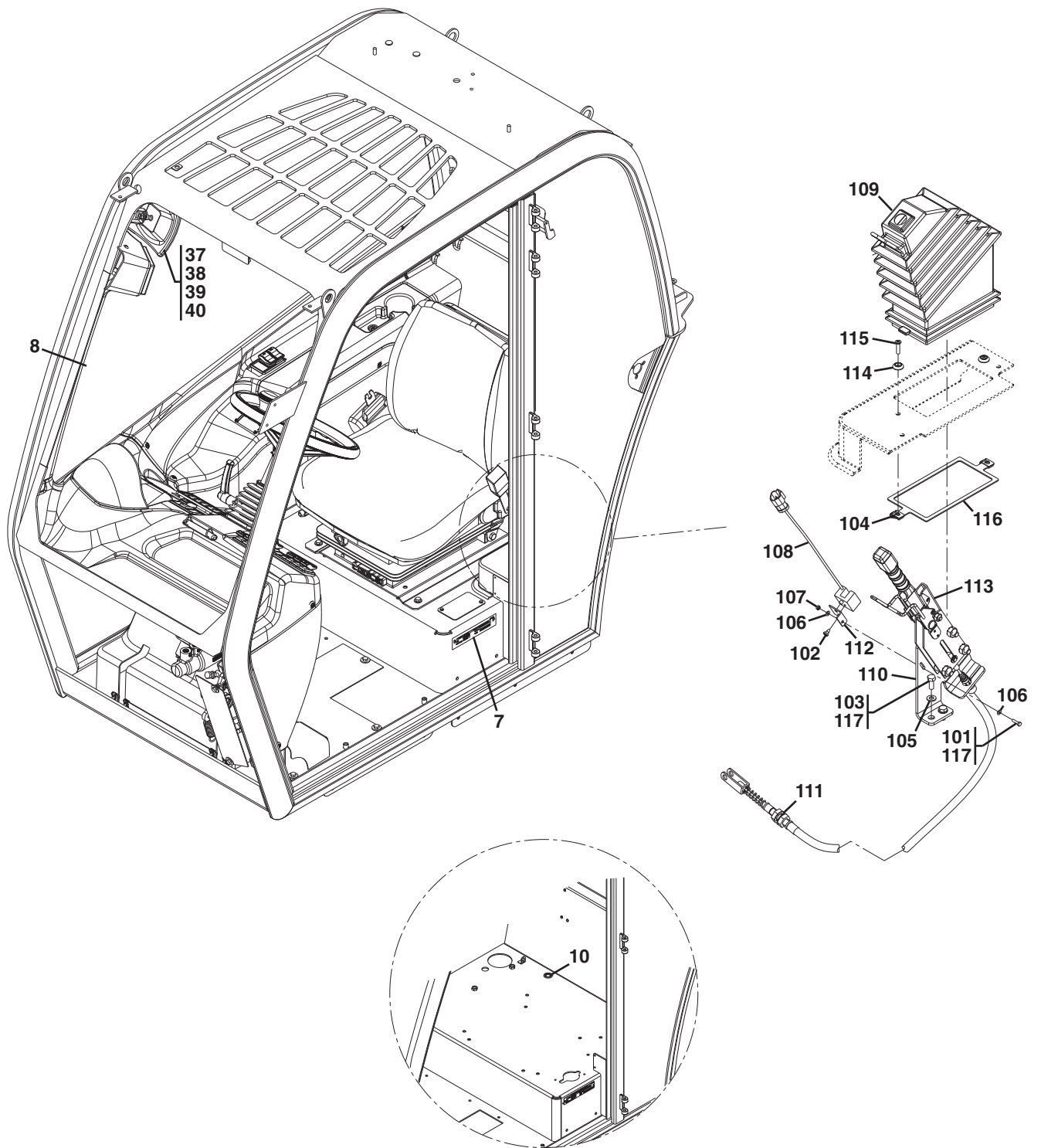


Figure 6-2 Cab Assembly (Continued)





CAB

Figure 6-2 Cab Assembly

Item	Part Number	Qty.	Description	Rev.
	315-3782	1	ENCLOSED CAB ASSY, (includes items 1 & 2)	F
1	315-3795	1	ENCLOSED CAB, (includes items 5 thru 10)	A
2		Ref	DOOR & REAR WINDOW ASSY, (see Figure 6-4 for details)	
5	315-3754	1	GLASS ROOF	
6	315-3755	1	CAB WELDMENT	
7		1	S/N PLATE	
8	315-3753	1	R.H. WINDOW	
9		Ref	L.H. REAR & FRONT WINDOW, (see Figure 6-4 for details)	
10	152-2614	1	PLUG	
	267-4685	Ref	MIRROR GROUP, (not available to order, see items 22 thru 25 for service)	A
22	201-9985	1	MIRROR	
23	8T-4171	2	BOLT, 6X1mm	
24	8T-4205	2	HARD WASHER	
25	267-4684	1	MIRROR BRACKET	
	315-3793	Ref	SUNSCREEN, (if equipped) , (not available to order, see items 27 thru 30 for service)	D
27	347-4597	2	SELF TAPPING SCREW	
28	315-3772	1	SUNSCREEN BRACKET	
29	315-3773	1	SUNSCREEN, L.H. BRACKET	
30	315-3866	1	SUN VISOR	
	314-5564	Ref	CAB STEP INSTALLATION, (not available to order, see items 33 thru 35 for service)	A
33	8T-4136	4	HEX HD CAPSCREW, 10X25mm, GR8.8	
34	8T-4121	4	FLAT WASHER, 10mm	
35	314-5514	1	STEP BRACKET	
	315-3786	1	INTERIOR MIRROR, (includes items 37 thru 40)	B
37	3B-4503	1	LOCKWASHER, #12	
38	5C-2890	1	HEX NUT	
39	8T-4205	2	HARD WASHER	
40	257-8401	1	MIRROR	
	315-3792	Ref	PARK BRAKE INSTALLATION, (not available to order, see items 101 thru 117 for service)	D
101	170-5632	1	HEX HD CAPSCREW, M4X16, GR8.8	
102	347-4576	1	PAN HD SCREW	
103	8T-4189	2	HEX HD CAPSCREW, M8X20, GR8.8	
104	341-7590	2	NUT RETAINER, M6X1	
105	8T-4224	2	WASHER, M8	
106	5W-5038	2	WASHER, M4	
107	178-9983	1	HEX NUT, M4X0.70	
108	323-7365	1	PARK BRAKE SENSOR	
109	315-3837	1	PARK BRAKE COVER	
110	315-3865	1	BRACKET	
111	315-3622	1	PARK BRAKE CABLE	
112	315-3902	1	BRACKET	




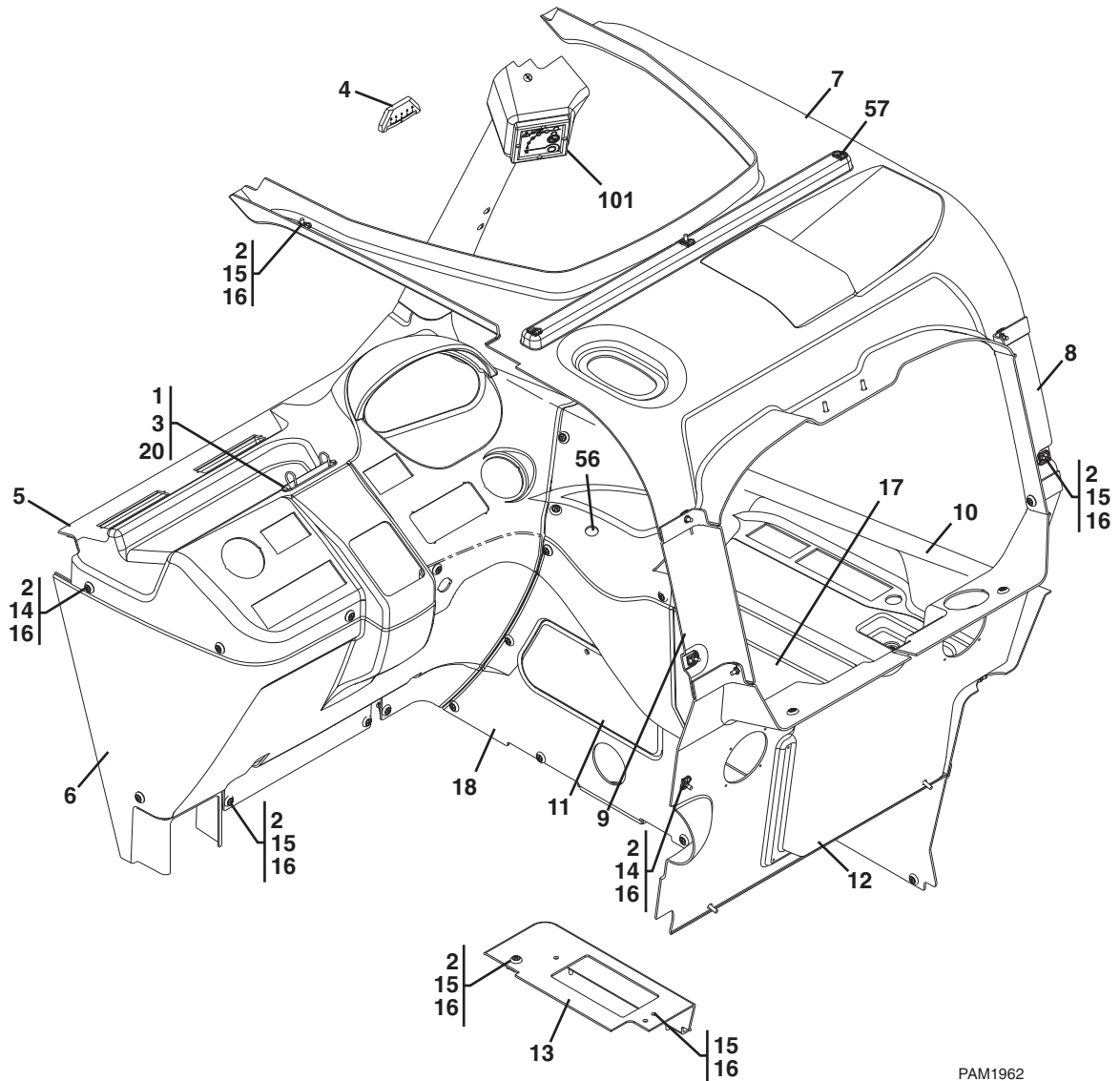
Figure 6-2 Cab Assembly (Continued)

Item	Part Number	Qty.	Description	Rev.
113		Ref	MECHANICAL HANDBRAKE, (see Figure 7-4 for details)	
114	318-0437	2	NYLON WASHER, M6	
115	318-0438	2	SCREW, M6X12	
116	322-5937	1	PLATE	
117		AR	CAT THREADLOCK	
	325-7707	Ref	FLOORMAT INSTALLATION, (not available to order, see items 201 thru 203 for service)	B
201	5W-1341	2	FLAT HD SOCKET CAPSCREW, M8X16, GR8.8	
202	325-7704	1	BRACKET	
203	315-3836	1	FLOORMAT	
NOTE: ITEM NUMBERS NOT LISTED ARE NOT USED ON THIS FIGURE				



CAB

Figure 6-3 Interior Installation



PAM1962




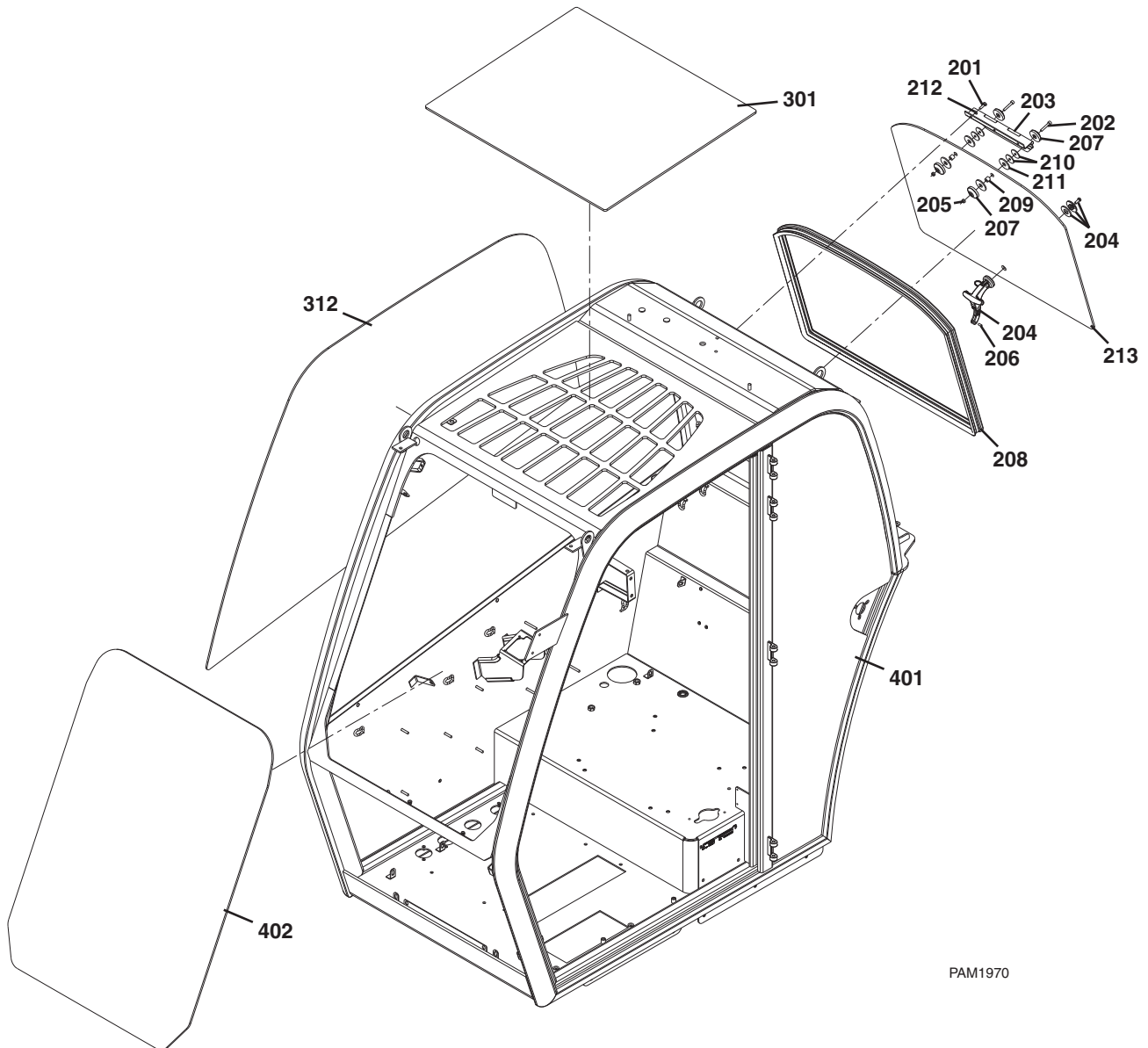
Figure 6-3 Interior Installation

Item	Part Number	Qty.	Description	Rev.
1	198-9705	2	SCREW	
2	341-7590	38	RETAINER NUT, 6X1mm	
3	220-2608	1	HOLDER	
4	224-3969	1	INDICATOR LEVEL	
5	315-3813	1	FRONT CONSOLE, UPPER, (CE & AUS), (TH414 Before S/N TBZ00542, TH514 Before S/N TBW00160, TH417 Before S/N TBT00179)	
	327-8407	1	FRONT CONSOLE, UPPER, (ANSI), (TH414 Before S/N TBZ00542, TH514 Before S/N TBW00160, TH417 Before S/N TBT00179)	
	366-2194	1	FRONT CONSOLE, UPPER, (CE & AUS), (TH414 S/N TBZ00542 & After, TH514 S/N TBW00160 & After, TH417 S/N TBT00179 & After)	
	366-2195	1	FRONT CONSOLE, UPPER, (ANSI), (TH414 S/N TBZ00542 & After, TH514 S/N TBW00160 & After, TH417 S/N TBT00179 & After)	
6	366-2191	1	FRONT CONSOLE, LOWER	
7	315-3815	1	HEAD LINER	
8	315-3816	1	POST COVER, RH	
9	315-3817	1	POST COVER, LH	
10	315-3818	1	SIDE CONSOLE, UPPER	
11	315-3820	1	FUSE BOX COVER	
12	315-3821	1	REAR COVER	
13	315-3832	1	REAR COVER, LH	
14	315-3901	17	NYLON WASHER, 6mm	
15	318-0437	27	NYLON WASHER, 6mm	
16	318-0438	44	SCREW, 6X12mm	
17	329-4338	1	REAR LOWER PANEL	
18	329-4342	1	SIDE LOWER CONSOLE	
20	8T-4224	2	WASHER, 8MM	
56	341-7586	1	CAB GROMMET	
57	347-4596	2	NUT	
101		Ref	LSI INDICATOR, (see Figure 10-2 for details)	
NOTE: ITEM NUMBERS NOT LISTED ARE NOT USED ON THIS FIGURE				



CAB

Figure 6-4 Cab Door & Window Installation




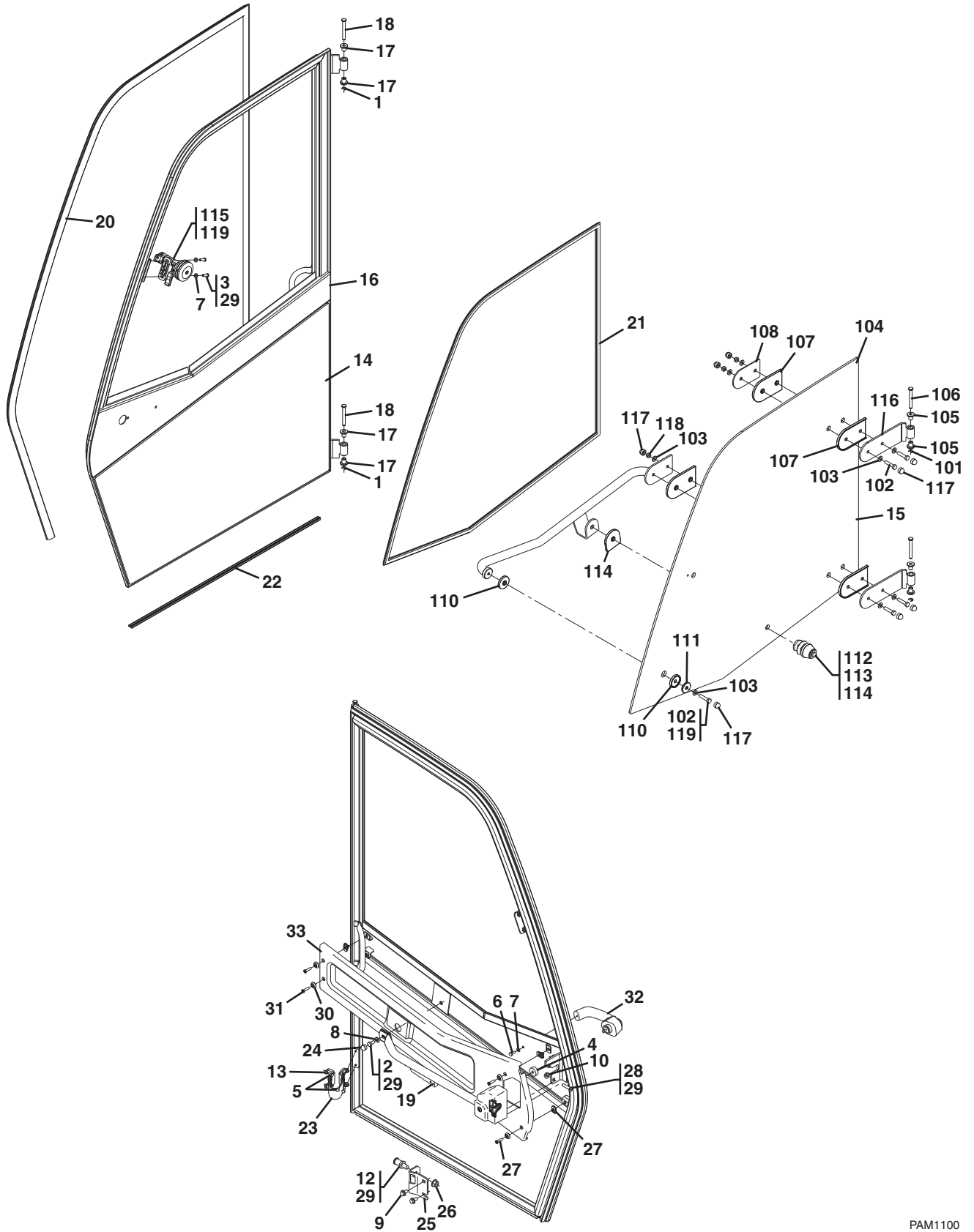


Figure 6-4 Cab Door & Window Installation (Continued)





CAB

Figure 6-4 Cab Door & Window Installation

Item	Part Number	Qty.	Description	Rev.
	315-3798	1	DOOR ASSY, (includes items 1 thru 34)	F
1	329-3604	2	SNAP RING	
2	8T-4200	1	HEX HD CAPSCREW, 8X16mm, GR8.8, (torque to 28 Nm)	
3	347-4580	2	BUTTON HD CAPSCREW, 6X20mm	
4	329-3637	1	SPACER	
5	6V-9673	4	POSI-DRIVE MACHINE SCREW, 5X12mm	
6	184-0982	2	POSI-DRIVE MACHINE SCREW, 6X16mm	
7	8T-4205	4	FLAT WASHER, 6mm	
8	8T-4224	1	FLAT WASHER, 8mm	
9	287-0190	2	RIPP BOLT, 8X16mm	
10	178-3336	2	RIPP NUT, 8mm	
12	329-3663	1	DOOR STRICKER PIN	
13	329-3664	2	STRAP HOLDER BRACKET	
14	315-3748	1	WINDOW, LOWER DOOR	
15	315-3749	1	WINDOW ASSY, (includes items 101 thru 119)	B
16	315-3757	1	DOOR FRAME ASSY	
17	343-7429	4	HINGE SLEEVE	
18	315-3759	2	HINGE PIN	
19	329-3605	1	DOOR HANDLE	
20	315-3769	1	DOOR SEAL FRAME	
21	315-3770	1	WINDOW SEAL	
22	315-3771	1	DOOR FRAME SEAL	
23	347-4598	1	DOOR STRAP	
24	315-3887	1	HEX HD CAPSCREW, 8mm	
25	315-3890	1	STRICKER MOUNT BRACKET	
26	184-0983	1	RIPP NUT, 12mm	
27	341-7590	4	RETAINER NUT	
28	315-3874	2	FLAT HD COUNTERSUNK SCREW, 8X30mm, GR8.8	
29		AR	CAT THREADLOCK	
30	315-3901	4	WASHER, 6mm	
31	318-0438	4	SCREW, 6X21mm	
32	325-7696	1	DOOR HANDLE	
33	329-4339	1	DOOR PANEL COVER	
34		AR	WINDOW SEALANT ADHESIVE, (not shown)	
101	329-3604	2	SNAP RING	
102	7X-2537	5	HEX HD CAPSCREW, 8X35mm, GR8.8, (torque to 28 Nm)	
103	8T-4224	8	FLAT WASHER, 8mm	
104	315-3750	1	WINDOW, UPPER DOOR	
105	315-3758	4	HINGE SLEEVE	
106	315-3759	2	HINGE PIN	
107	315-3760	4	HINGE MOUNT	
108	315-3761	1	HINGE MOUNT	
109	315-3762	1	HANDLE ASSY	
110	315-3763	2	RUBBER MOUNT	
111	315-3764	1	HANDLE WASHER	
112	315-3765	1	STRICKER LATCH	
113	315-3766	1	LATCH SPECIAL WASHER	
114	315-3767	1	LATCH MOUNT	
115	315-3768	1	WINDOW HANDLE	

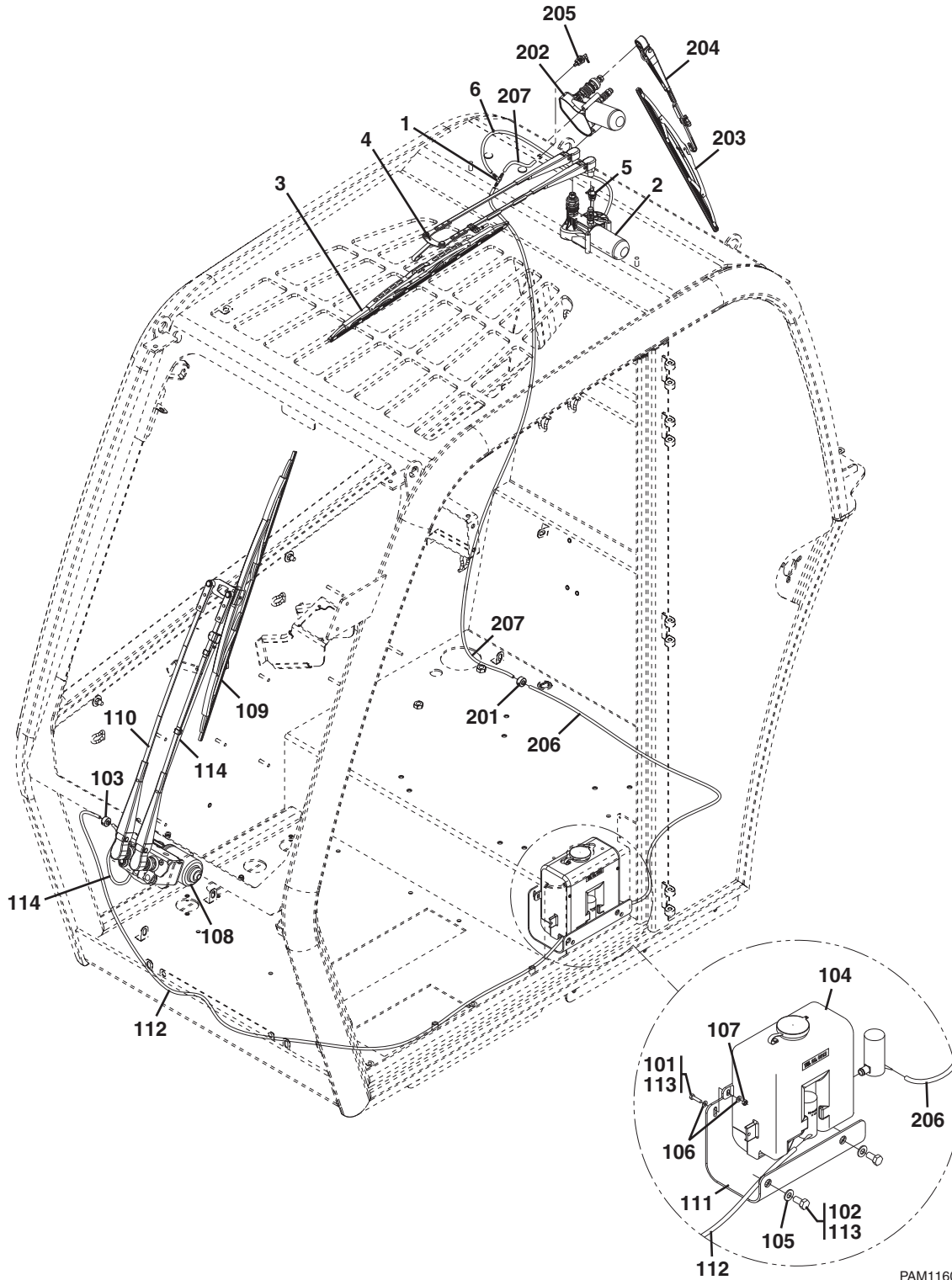


Figure 6-4 Cab Door & Window Installation

Item	Part Number	Qty.	Description	Rev.
116	315-3783	2	HINGE ASSY	
117	315-3887	8	CAP, 8mm	
118	6V-9189	3	LOCKNUT	
119		AR	CAT THREADLOCK	
	315-3879	1	REAR WINDOW ASSY, (includes items 201 thru 213)	A
201	6V-8214	3	BOLT, 6X1mm	
202	7R-3462	2	SOCKET HD HEX BOLT	
203	174-1169	1	HINGE	
204	213-3263	1	LATCH ASSY	
205	6V-7743	2	LOCKNUT	
206	095-0880	1	SPRING PIN	
207	129-8542	4	GLASS MOUNT	
208	132-8502	1	SEAL	
209	129-8544	2	SPACER	
210	7X-0586	4	HARD WASHER	
211	129-8545	4	WASHER	
212	9X-8267	3	HARD WASHER	
213	315-3880	1	WINDOW, REAR	
301	315-3754	1	SKYLIGHT GLASS	
312	315-3753	1	WINDOW, RH SIDE	
401	315-3751	1	WINDOW, LH REAR	
402	315-3752	1	WINDOW, FRONT	
NOTE: ITEM NUMBERS NOT LISTED ARE NOT USED ON THIS FIGURE				



Figure 6-5 Wiper System



PAM1160




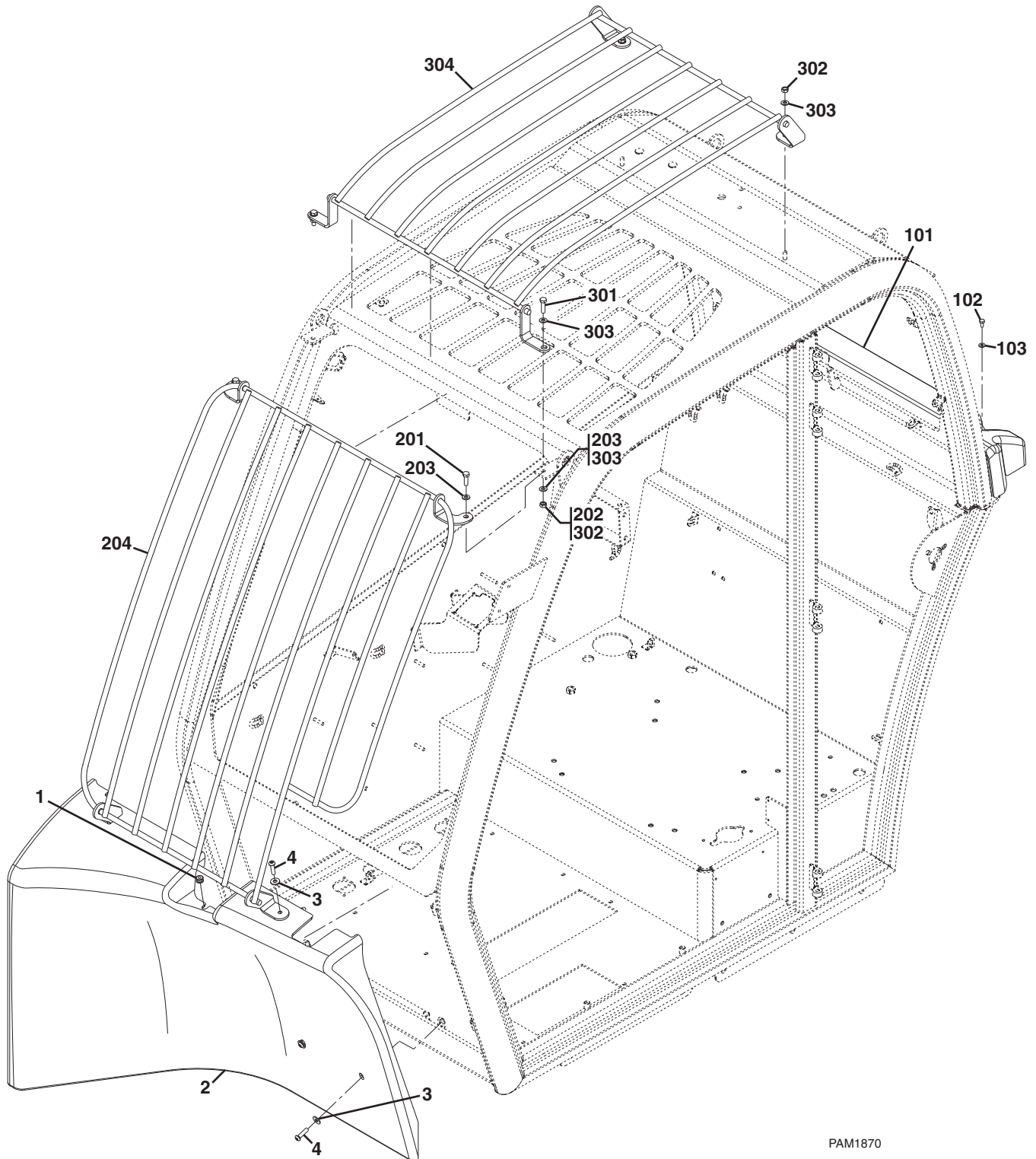
Figure 6-5 Wiper System

Item	Part Number	Qty.	Description	Rev.
	315-3799	1	WIPER GROUP, ROOF, (if equipped) , (includes items 1 thru 6)	B
	315-3827	1	WIPER GROUP, FRONT, (includes items 101 thru 114)	C
	315-3800	1	WIPER GROUP, REAR, (if equipped) , (includes items 202 thru 207)	B
1	6K-9632	1	HOSE TEE	
2	315-3804	1	WIPER MOTOR, ROOF	
	322-8050	1	SERVICE KIT	
3	315-3807	1	WIPER BLADE, ROOF	
4	315-3810	1	WIPER ARM, ROOF	
5	315-3812	1	CONNECTOR	
6	315-3891	1	HOSE	
101	170-5632	2	HEX HD CAPSCREW, 4X16mm, GR8.8, (torque to 3.4 Nm)	
102	8T-4200	2	HEX HD CAPSCREW, 8X16mm, GR8.8, (torque to 28 Nm)	
103	329-3616	1	CHECK VALVE	
104	323-7235	1	WASHER TANK	
105	8T-4224	2	FLAT WASHER, 8mm	
106	5W-5038	4	WASHER, 4mm	
107	5C-8312	2	HEX NUT, 4X0.7mm	
108	315-3805	1	WIPER MOTOR, FRONT	
	322-8051	1	SERVICE KIT	
109	315-3808	1	WIPER BLADE, FRONT	
110	315-3809	1	WIPER ARM, FRONT	
111	315-3828	1	BRACKET	
112	315-3875	1	HOSE	
113		AR	CAT THREADLOCK	
114	315-3892	1	HOSE	
201	329-3616	1	CHECK VALVE	
202	315-3803	1	WIPER MOTOR, REAR	
	322-8050	1	SERVICE KIT	
203	315-3806	1	WIPER BLADE, REAR	
204	315-3811	1	WIPER ARM, REAR	
205	315-3812	1	CONNECTOR	
206	315-3876	1	HOSE	
207	315-3877	1	HOSE	
NOTE: ITEM NUMBERS NOT LISTED ARE NOT USED ON THIS FIGURE				



CAB

Figure 6-6 Cab Covers & Cab Guards



PAM1870




Figure 6-6 Cab Covers & Cab Guards

Item	Part Number	Qty.	Description	Rev.
	325-7695	Ref	FRONT CAB COVER INSTALLATION, (not available to order, see items 1 thru 4 for service)	A
1	053-1631	1	GROMMET	
2	194-0981	1	FRONT CAB COVER	
3	5P-4116	4	HARD WASHER	
4	8T-7514	4	SOCKET BUTTON HD CAPSCREW	
	326-0506	Ref	REAR CAB COVER INSTALLATION, (not available to order, see items 101 thru 103 for service)	2
101	320-9311	1	REAR CAB COVER	
102	8T-4171	4	HEX HD CAPSCREW, M6X12, GR8.8	
103	5W-1417	4	WASHER, 6mm	
	315-3801	Ref	FRONT GUARD INSTALLATION, (if equipped), (not available to order, see items 201 thru 204 for service)	B
201	8T-4908	2	HEX HD CAPSCREW, M8X25, GR8.8	
202	5C-7261	2	HEX NUT, M8X1.25	
203	8T-4224	4	WASHER, 8mm	
204	315-3858	1	FRONT GUARD WELDMENT	
	315-3857	Ref	ROOF GUARD INSTALLATION, (if equipped), (not available to order, see items 301 thru 304 for service)	B
301	8T-7547	2	HEX HD CAPSCREW, M8X30, GR8.8	
302	5C-7261	4	HEX NUT, M8X1.25	
303	8T-4224	6	WASHER, 8mm	
304	315-3856	1	ROOF GUARD WELDMENT	
NOTE: ITEM NUMBERS NOT LISTED ARE NOT USED ON THIS FIGURE				



Figure 6-7 Cloth Mechanical Suspension Seats

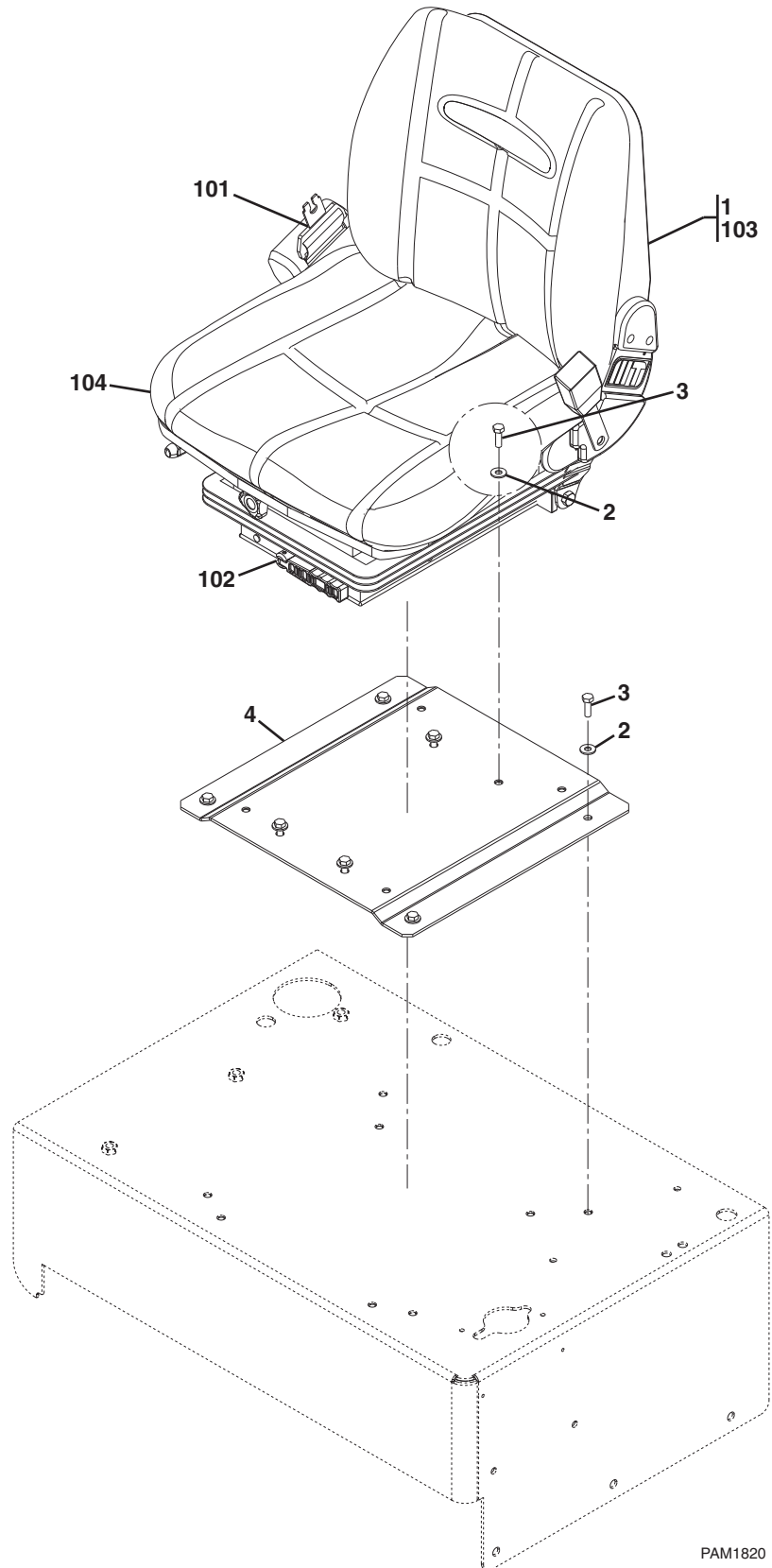


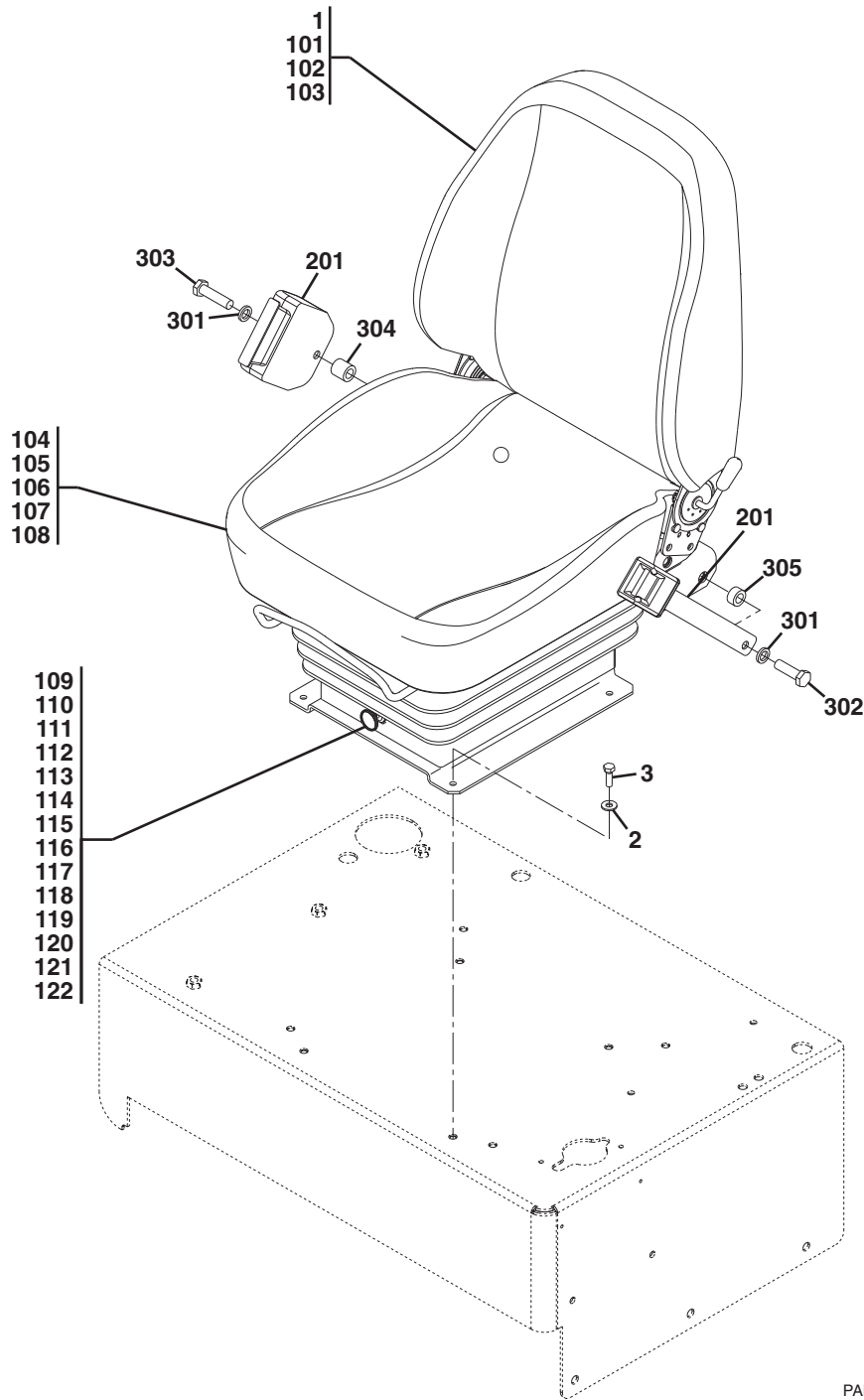


Figure 6-7 Cloth Mechanical Suspension Seats

Item	Part Number	Qty.	Description	Rev.
	315-3787	1	MECHANICAL CLOTH SUSPENSION SEAT ASSY, W/ 50.8 mm (2 in) BELT, (if equipped), (includes items 1 thru 4)	A
1	315-3839	1	MECHANICAL SEAT W/ 50.8mm (2 in) BELT, (includes items 101 thru 104)	B
2	5P-4116	8	HARD WASHER	
3	8T-4908	8	HEX HD CAPSCREW, M8X1.25	
4	315-3896	1	BRACKET	
101	329-5287	1	50.8 mm (2 in) SEAT BELT,	
102	329-5288	1	SUSPENSION KIT	
103	329-5289	1	BACKREST KIT	
104	329-5290	1	CUSHION KIT	
NOTE: ITEM NUMBERS NOT LISTED ARE NOT USED ON THIS FIGURE				



Figure 6-8 Cloth Pneumatic Suspension Seats



PAM1991





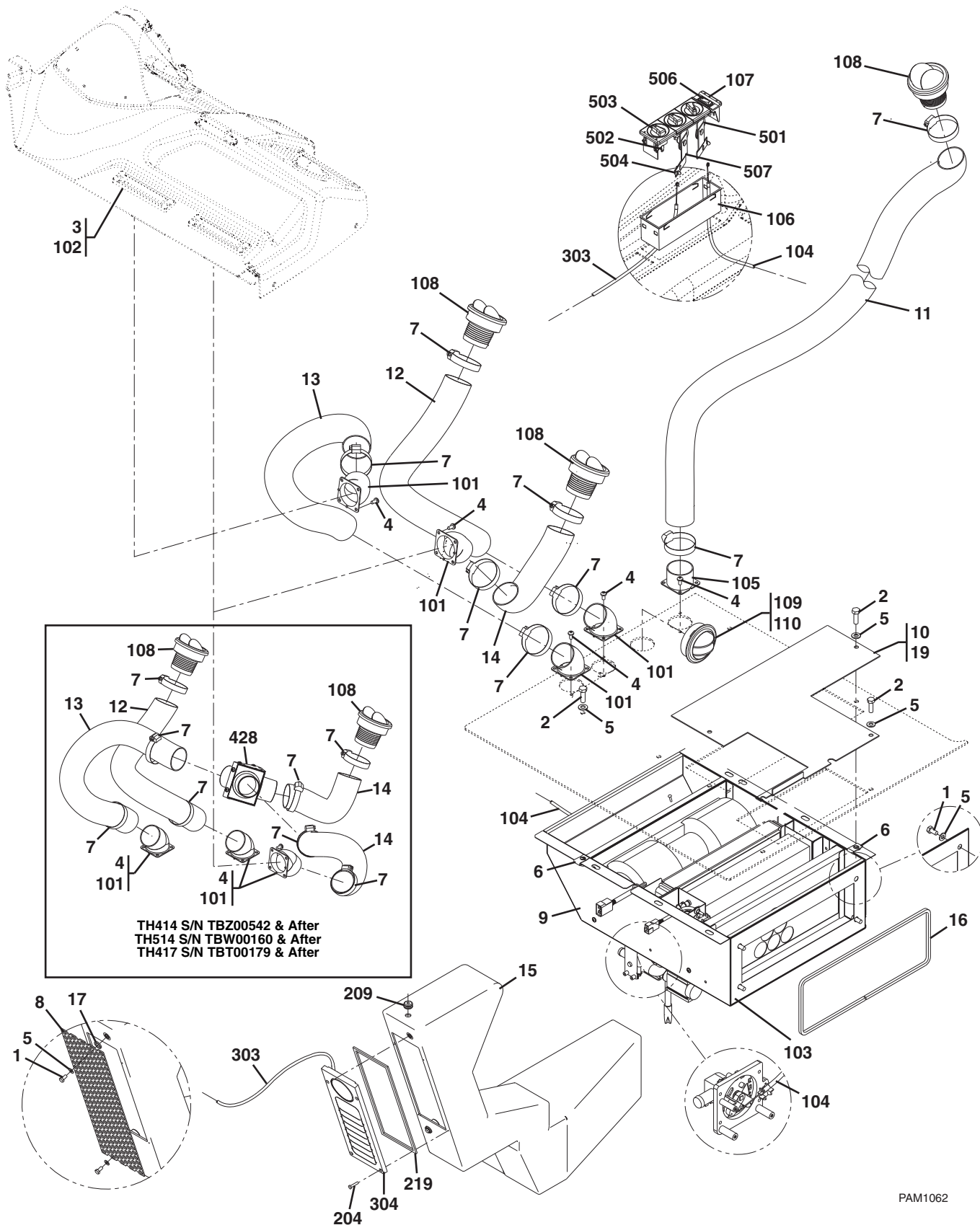
Figure 6-8 Cloth Pneumatic Suspension Seats

Item	Part Number	Qty.	Description	Rev.
	315-3788	1	CLOTH PNEUMATIC SUSPENSION SEAT ASSY, (if equipped), (includes items 1 thru 3)	B
1	320-9298	1	PNEUMATIC SEAT, (includes items 101 thru 122)	A
2	5P-4116	4	HARD WASHER	
3	8T-4908	4	HEX HD CAPSCREW, M8X1.25	
101	322-8055	1	UPPER ASSEMBLY KIT	
102	322-8056	1	BACK COVER ASSEMBLY	
103	322-8080	1	BACK FOAM KIT	
104	322-8057	1	SEAT FRAME ASSY KIT	
105	322-8058	1	SEAT COVER ASSY KIT	
106	322-8081	1	SEAT FOAM KIT	
107	322-8059	1	DOCUMENT PLASTIC BAG	
108	322-8060	1	CROSS STRAP KIT	
109	322-8061	1	FOR AND AFT ADJUSTMENT KIT	
110	322-8062	1	SUSPENSION KIT	
111	322-8063	1	MOUNTING PLATE KIT	
112	322-8064	1	SUSPENSION COVER KIT	
113	322-8065	1	SLIDE RAIL STOP KIT	
114	322-80653	1	AIR VALVE KIT	
115	322-8067	1	AIR SPRING KIT	
116	322-8068	1	COMPRESSOR KIT	
117	322-8069	1	UPSTOP/BUMP KIT	
118	322-8070	1	DAMPER KIT	
119	322-8071	1	RIDE INDICATOR KIT	
120	322-8072	1	TETHER BELT KIT	
121	322-8073	1	FLY LEAD KIT	
122	147-4921	15	RIVET, PLASTIC	
201	315-3784	1	SAFETY BELT, 50.8mm (2 in), (includes items 301 thru 305)	B
301	3K-6113	2	SPRING WASHER	
302	5P-8282	1	LOCKING BOLT	
303	5P-9940	1	LOCKING BOLT	
304	215-9632	1	SPACER	
305	161-3357	1	SPACER	
NOTE: ITEM NUMBERS NOT LISTED ARE NOT USED ON THIS FIGURE				



CAB

Figure 6-9 Cab Heater/AC Components



PAM1062



Figure 6-9 Cab Heater/AC Components

Item	Part Number	Qty.	Description	Rev.
	315-3790	Ref	HEATER INSTALLATION, (if equipped), (TH414 Before S/N TBZ00542, TH514 Before S/N TBW00160, TH417 Before S/N TBT00179), (not available to order, see items 1 thru 19 for service)	E
	315-3791	Ref	HEATER WITH A/C INSTALLATION, (if equipped), (TH414 Before S/N TBZ00542, TH514 Before S/N TBW00160, TH417 Before S/N TBT00179), (not available to order, see items 1 thru 7, 9 thru 19, 204, 209 & 219 for service)	E
	366-2188	Ref	HEATER INSTALLATION, (if equipped), (TH414 S/N TBZ00542 & After, TH514 S/N TBW00160 & After, TH417 S/N TBT00179 & After), (not available to order, see items 1, 2, 5, 6, 8, 10, 15 thru 19, 103, 104, 106, 107 & 219 for service)	B
	366-2187	Ref	HEATER WITH A/C INSTALLATION, (if equipped), (TH414 S/N TBZ00542 & After, TH514 S/N TBW00160 & After, TH417 S/N TBT00179 & After), (not available to order, see items 1, 2, 5, 6, 10, 15 thru 19, 103, 104, 106, 107, 204, 209, 219, 303 & 304 for service)	B
1	8T-4200	6	HEX HD CAPSCREW, 8X16mm, GR8.8	
2	8T-4908	8	HEX HD CAPSCREW, 8X25mm, GR8.8	
3		4	SCREW, 3.5X16mm	
4	347-4582	10	THREAD ROLLING SCREW, 6X12mm	
5	8T-4224	14	WASHER, 8mm	
6	347-4587	6	RETAINER NUT, 8X12.5	
7	323-7265	8	GEAR CLAMP, (TH414 Before S/N TBZ00542, TH514 Before S/N TBW00160, TH417 Before S/N TBT00179)	
	323-7265	10	GEAR CLAMP, (TH414 S/N TBZ00542 & After, TH514 S/N TBW00160 & After, TH417 S/N TBT00179 & After)	
8	315-3780	1	INLET GRILL, (heater)	
9	315-3843	1	HEATER ASSY, (includes items 101 thru 110 & 501 thru 505)	D
	315-3842	1	HEATER WITH A/C, (includes items 101 thru 110, 303, 304 & 501 thru 507)	D
10	315-3845	1	HEATER COVER PLATE	
11	315-3846	1	HOSE, REAR	
12	315-3847	1	HOSE, SIDE	
13	315-3848	1	HOSE, SCREEN	
14	315-3849	1	HOSE, FRONT, (TH414 TH414 Before S/N TBZ00542, TH514 Before S/N TBW00160, TH417 Before S/N TBT00179)	
	315-3849	2	HOSE, FRONT, (TH414 S/N TBZ00542 & After, TH514 S/N TBW00160 & After, TH417 S/N TBT00179 & After)	
15	315-3855	1	INTAKE HOUSING, (heater)	
	366-2189	1	INTAKE HOUSING, (heater with A/C)	
16	315-3862	1	FOAM SEAL	
17	315-3863	2	FOAM SEAL	
18		AR	CAT THREADLOCK	
19	315-3893	1	HEATER SEAL	
101	323-5629	4	HOSE ELBOW, 45 DEGREES, (TH414 Before S/N TBZ00542, TH514 Before S/N TBW00160, TH417 Before S/N TBT00179)	
	323-5629	3	HOSE ELBOW, 45 DEGREES, (TH414 S/N TBZ00542 & After, TH514 S/N TBW00160 & After, TH417 S/N TBT00179 & After)	
102	323-7228	2	LINEAR NOZZLE	
103		Ref	HEATER ASSY, (see Figure 6-11 for details)	
		Ref	HEATER WITH A/C ASSY, (see Figure 6-11 for details)	
104	315-3844	1	CABLE CONTROL, (heater)	
105	315-3850	1	TUBE	
106	323-5599	1	BRACKET	



CAB

Figure 6-9 Cab Heater/AC Components (Continued)

Item	Part Number	Qty.	Description	Rev.
107	315-3860	1	CONTROL PANEL, (heater)	
	315-3859	1	CONTROL PANEL, (heater with A/C)	
108	323-5606	3	ROUND NOZZLE	
109	347-6535	1	ROUND NOZZLE, (short)	
110	347-4594	2	SELF TAPPING SCREW	
204	347-4579	4	SELF TAPPING SCREW, #8-18X3/4, (heater with A/C)	
209	4V-5091	1	GROMMET, (heater with A/C)	
219	315-3872	1	FOAM SEAL, (heater with A/C)	
303	315-3834	1	CABLE CONTROL, (heater with A/C)	
304	315-3835	1	AIR INTAKE VENT, (heater with A/C)	
428	358-9910	1	AIR HOSING DUCT	
501	322-5968	1	WATER VALVE	
502	322-5970	1	SWITCH, 3 SPEED	
503	322-5972	2	ROTARY KNOB W/SPRING, (heater)	
	322-5972	3	ROTARY KNOB W/SPRING, (heater with A/C)	
504	322-5969	1	CLAMP, (heater)	
	322-5969	2	CLAMP, (heater with A/C)	
505	322-5974	1	FASTENER, (heater), (not shown)	
	322-5974	2	FASTENER, (heater with A/C), (not shown)	
506	322-5971	1	A/C SWITCH, (heater with A/C)	
507	322-5973	1	BOWDEN CONTROL, (heater with A/C)	

NOTE: ITEM NUMBERS NOT LISTED ARE NOT USED ON THIS FIGURE

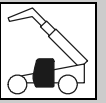
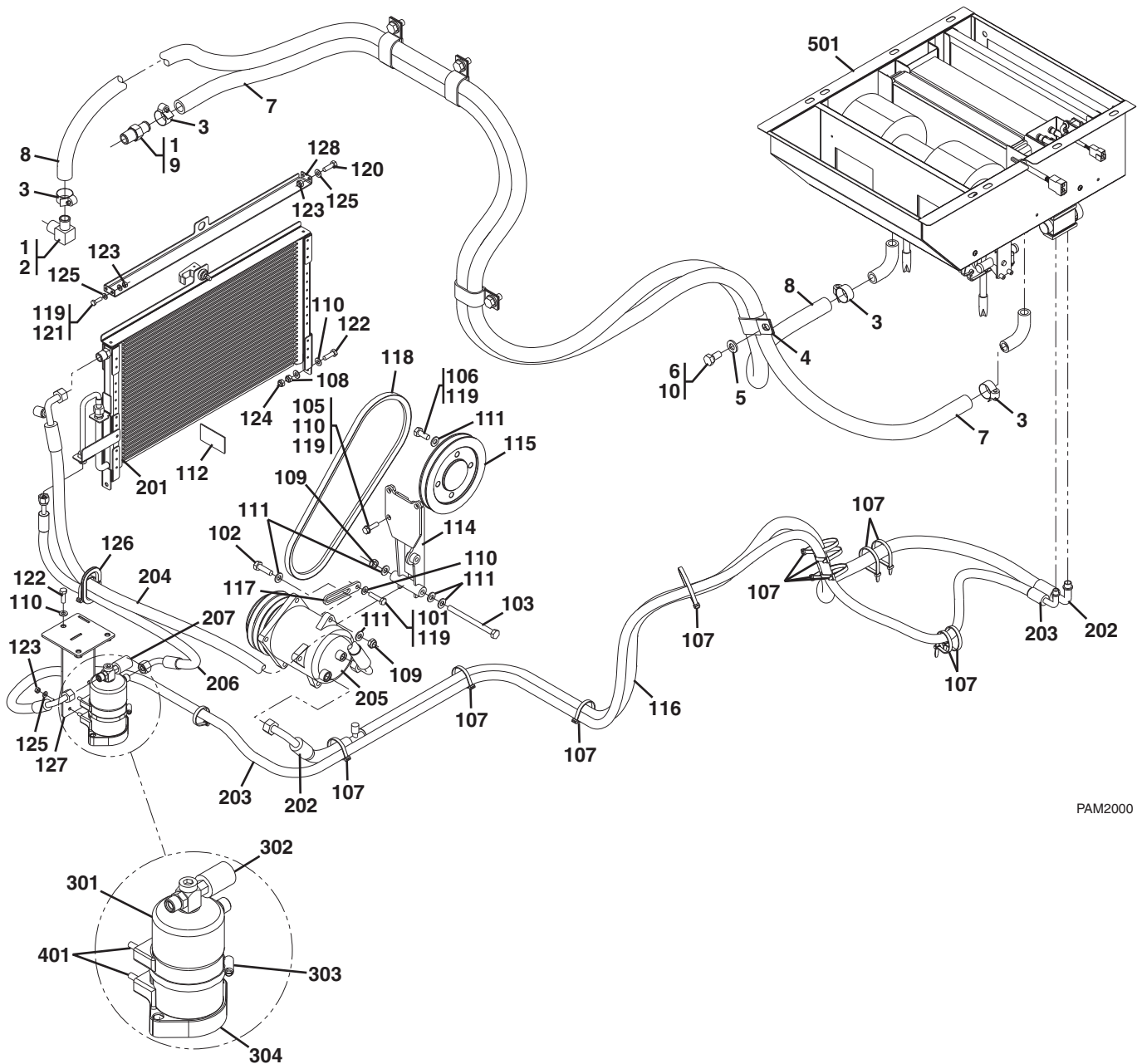


Figure 6-9 Cab Heater/AC Components (Continued)

Item	Part Number	Qty.	Description	Rev.



Figure 6-10 Engine Heater/AC Components



PAM2000



Figure 6-10 Engine Heater/AC Components

Item	Part Number	Qty.	Description	Rev.
	318-0407	Ref	HEATER LINES INSTALLATION, (not available to order, see items 1 thru 10 for service)	A
1		AR	CAT WICKING SEALANT	
2	134-3856	1	ELBOW	
3	5D-1026	4	CLAMP	
4	6D-1641	4	CLIP	
5	8T-4121	4	HARD WASHER	
6	8T-4137	4	BOLT, 10X1.5mm	
7	318-0404	1	HOSE	
8	318-0405	1	HOSE	
9	314-5623	1	CONNECTOR	
10		AR	CAT THREADLOCK	
	318-0399	Ref	AC INSTALLATION, (not available to order, see items 101 thru 128 for service)	B
101	7X-2537	1	HEX HD CAPSCREW, 8X35mm, GR8.8, (torque to 28 Nm)	
102	8T-4196	1	HEX HD CAPSCREW, 10X35mm, GR8.8, (torque to 55 Nm)	
103	8T-5436	1	HEX HD CAPSCREW, 10X130mm, GR8.8, (torque to 55 Nm)	
105	8T-7547	3	HEX HD CAPSCREW, 8X30mm, GR8.8, (torque to 28 Nm)	
106	8T-4136	4	HEX HD CAPSCREW, 10X25mm, GR8.8, (torque to 55 Nm)	
107	347-4578	14	TIE STRAP	
108	5C-7261	2	HEX NUT, 8X1.25mm	
109	8T-0389	2	HEX LOCKNUT, 10X1.25mm	
110	8T-4224	11	FLAT WASHER, 8mm	
111	8T-4121	9	FLAT WASHER, 10mm	
112	110-6393	1	AC PLATE	
114	314-5607	1	COMPRESSOR BRACKET	
115	314-5614	1	DRIVE PULLY	
116	314-5615	Ref	AC GROUP INSTALLATION, (not available to order, see items 201 thru 207 for service)	B
117	314-5620	1	ADJUSTER PLATE	
118	314-5632	1	DRIVE BELT	
119		AR	CAT THREADLOCK	
120	5C-9553	2	HEX HD CAPSCREW, 6X16mm, GR8.8	
121	8T-4138	2	HEX HD CAPSCREW, 6X20mm, GR8.8, (torque to 12 Nm)	
122	8T-4908	5	HEX HD CAPSCREW, 8X25mm, GR8.8, (torque to 28 Nm)	
123	5C-2890	8	HEX NUT, 6X1mm	
124	309-9184	2	HEX LOCKNUT, 8X1.25mm	
125	8T-4205	12	FLAT WASHER, 6mm	
126	316-2019	1	SEAL	
127	328-2514	1	AC DRYER BRACKET	
128	328-2515	1	CONDENSER LATCH BRACKET	
201	314-5613	1	AC RADIATOR	
202	314-5616	1	SUCTION HOSE	
203	314-5617	1	HOSE	
204	314-5618	1	DISCHARGE HOSE	
205	323-7251	1	COMPRESSOR	
206	328-2516	1	HOSE	
207	328-1336	1	DRYER FILTER ASSY, (includes items 301 thru 304)	A
301	329-3650	1	DRYER	



CAB

Figure 6-10 Engine Heater/AC Components (Continued)

Item	Part Number	Qty.	Description	Rev.
302	329-3649	1	PRESSURE SWITCH	
		1	PRESSURE SWITCH CONNECTOR	
303	329-3651	1	DRYER BRACKET	
304	329-3652	1	CLAMP	
401	8T-4138	4	HEX HD CAPSCREW, M6X20, GR8.8	
501		Ref	HEATER/AC UNIT ASSY, (see Figure 6-11 for details)	

NOTE: ITEM NUMBERS NOT LISTED ARE NOT USED ON THIS FIGURE

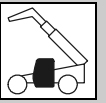


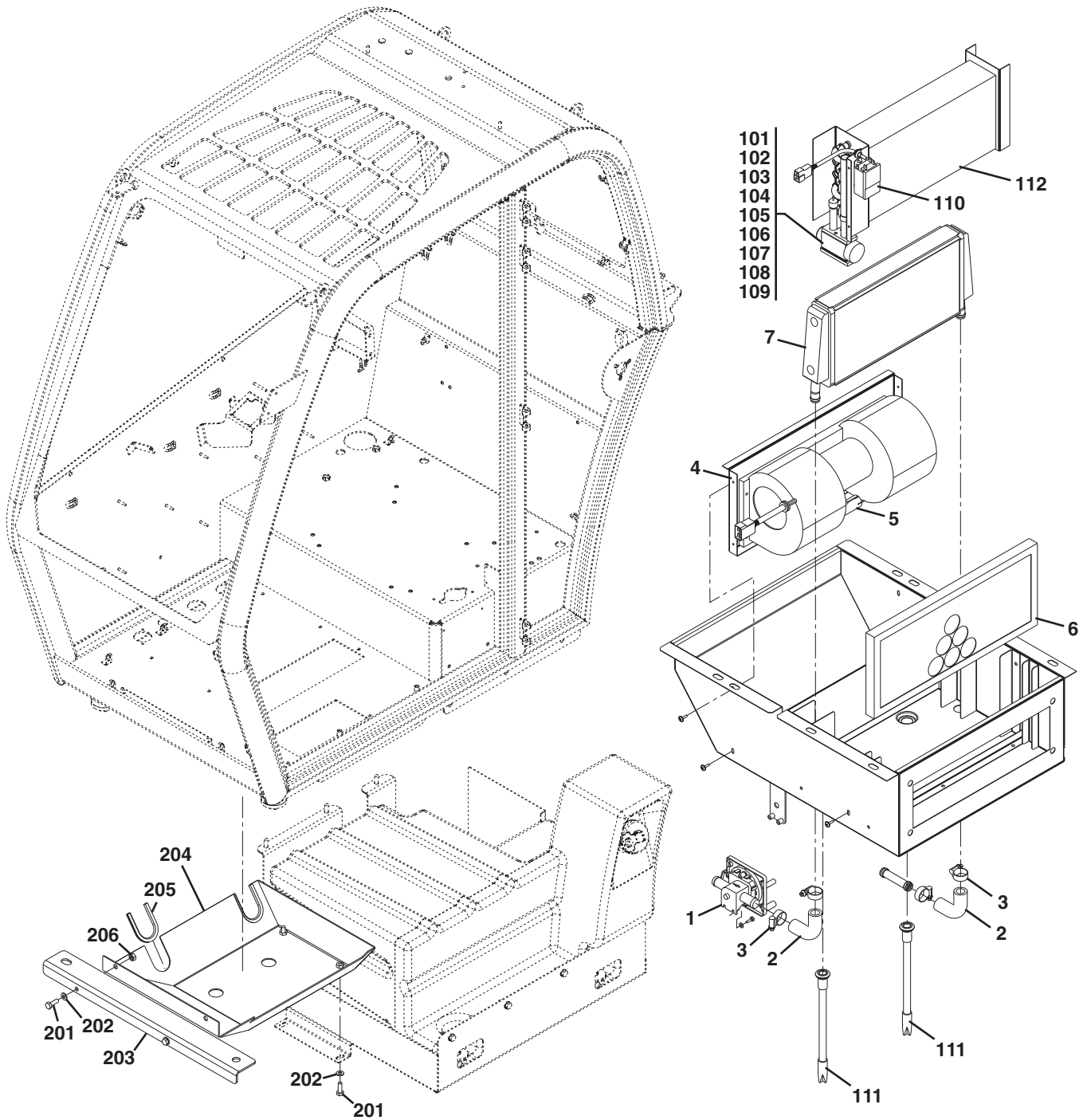
Figure 6-10 Engine Heater/AC Components (Continued)

Item	Part Number	Qty.	Description	Rev.



CAB

Figure 6-11 Heater/AC Unit & Heater/AC Unit Guard Shield



PAM1051




Figure 6-11 Heater/AC Unit & Heater/AC Unit Guard Shield

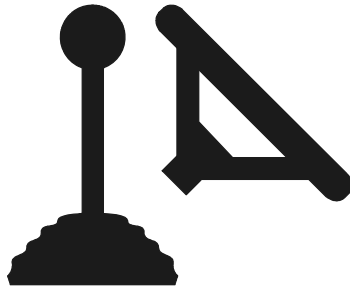
Item	Part Number	Qty.	Description	Rev.
	315-3841	1	HEATER ASSY, (includes items 1 thru 7)	B
	315-3840	1	HEATER WITH A/C ASSY, (includes items 1 thru 7 & 101 thru 112)	B
1	331-9914	1	WATER VALVE	
2	322-5976	2	ELBOW	
3	322-5977	4	CLAMP	
4	322-5998	1	VENTILATOR	
5	322-5978	1	RESISTOR	
6	358-9922	1	FILTER	
7	322-5980	1	HEAT EXCHANGER	
101	322-5981	1	EXPANSION VALVE	
102	121-4342	1	O-RING	
103	322-5983	1	O-RING	
104	322-5984	1	INNER PLATE	
105	322-5985	1	OUTER PLATE	
106	322-5986	1	SCREW, 5X35mm	
107	322-5987	1	BOLT, 6X16mm	
108	322-5988	1	WASHER	
109	322-5989	1	CAP	
110	322-5990	1	THERMOSTAT	
111	322-5991	2	DRAIN	
112	322-5992	1	EVAPORATOR	
	316-2003	Ref	HEATER/AC UNIT GUARD SHIELD INSTALLATION, (if equipped) , (not available to order, see items 201 thru 206 for service)	A
201	8T-4195	4	HEX HD CAPSCREW, M10X30, GR8.8, (torque to 55 Nm)	
202	8T-4121	4	WASHER, 10mm	
203	316-2001	1	GUARD BRACKET	
204	316-2002	1	GUARD SHIELD	
205	316-2031	2	SEAL	
206	8T-3490	4	HEX NUT	
NOTE: ITEM NUMBERS NOT LISTED ARE NOT USED ON THIS FIGURE				



CAB

This Page Intentionally Left Blank

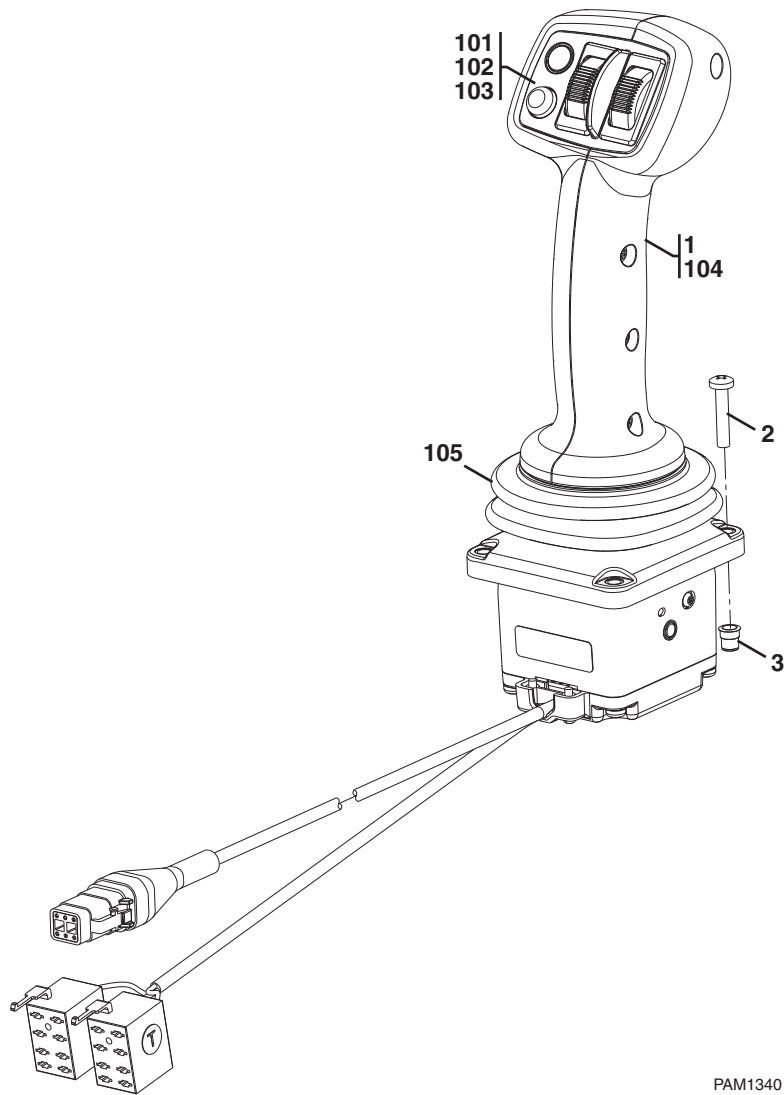
SECTION 7 CONTROLS





CONTROLS

Figure 7-1 Joystick



PAM1340



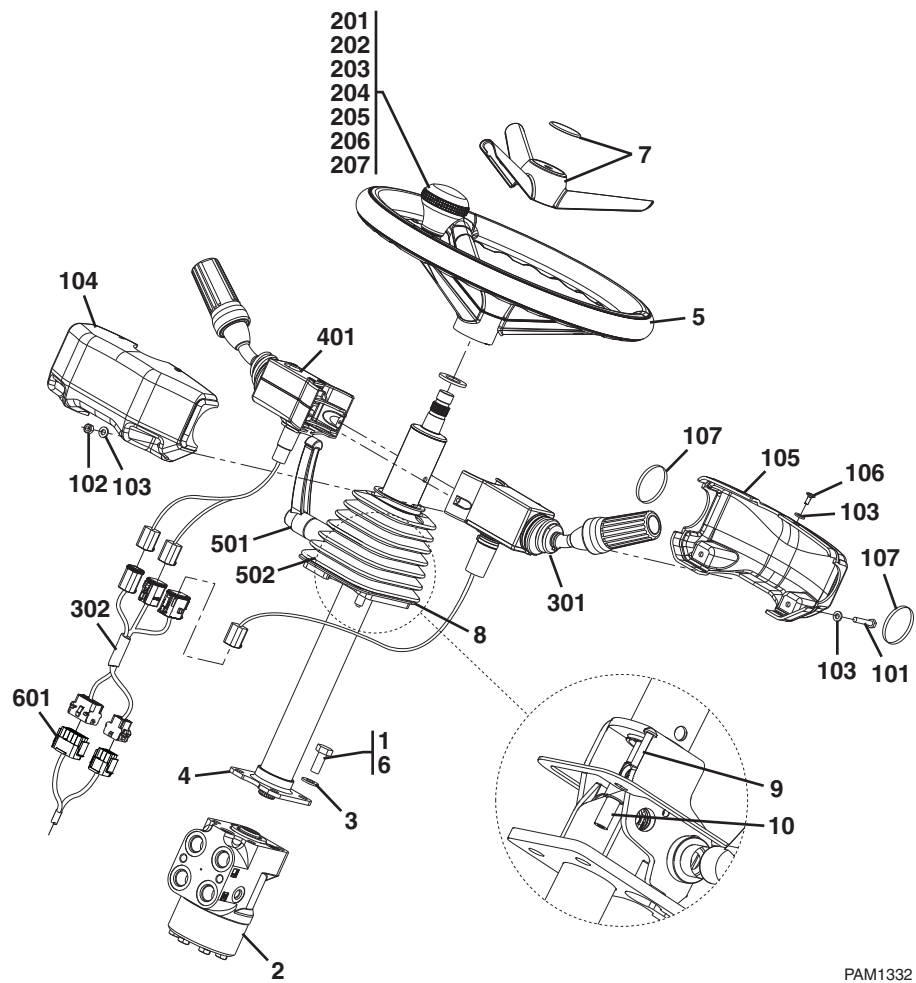
Figure 7-1 Joystick

Item	Part Number	Qty.	Description	Rev.
	318-0395	1	JOYSTICK ASSY, (includes items 1 thru 3)	B
1	323-7368	1	JOYSTICK CONTROLLER, (includes items 101 thru 105)	A
2	104-3601	4	MACHINE HD PAN SCREW	
3	325-4928	4	THREADED INSERT, 5X1.25mm	
101	322-8074	1	ROCKER SERVICE KIT	
102	322-8075	1	SWITCHES SERVICE KIT	
103	322-8076	1	BUTTON SERVICE KIT	
104	322-8077	1	HANDLE PARTS SERVICE KIT	
105	322-8078	1	BOOT	
NOTE: ITEM NUMBERS NOT LISTED ARE NOT USED ON THIS FIGURE				



CONTROLS

Figure 7-2 Steering Column



PAM1332



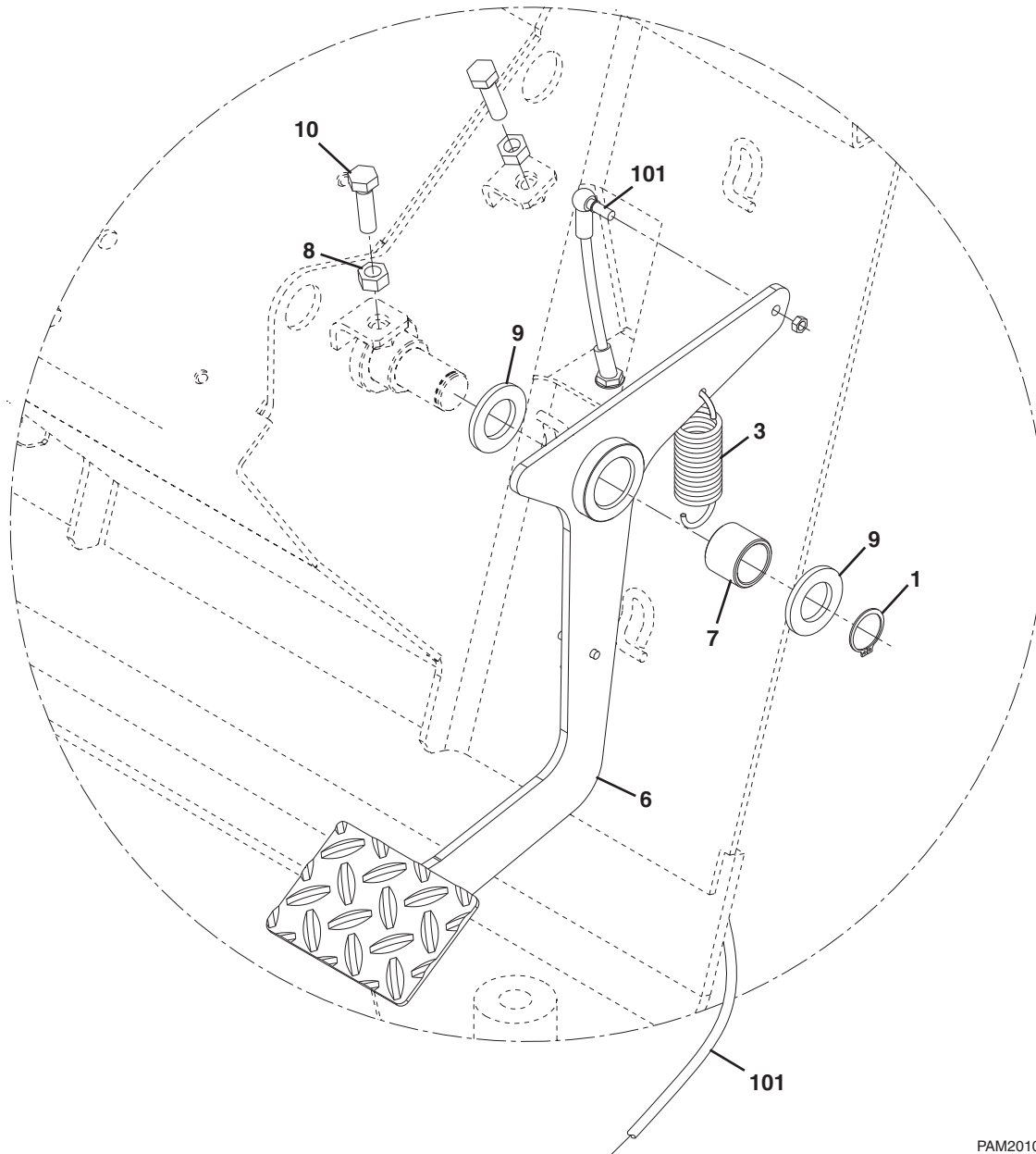
Figure 7-2 Steering Column

Item	Part Number	Qty.	Description	Rev.
	315-3794	1	STEERING COLUMN ASSY, (includes items 1 thru 10)	E
1	8T-4136	4	HEX HD CAPSCREW, 10X25mm, GR8.8, (torque to 55 Nm)	
2	323-7243	1	VALVE	
3	8T-4121	4	WASHER, 10MM	
4	315-3829	1	STEERING COLUMN, (includes items 501 thru 502)	D
5	315-3830	1	STEERING WHEEL, (includes items 201 thru 207)	A
6		AR	CAT THREADLOCK	
7	318-0440	1	STEERING WHEEL INSERT ASSY	
	315-3878	1	CAT CAP	
	315-3861	1	STEERING WHEEL INSERT	
8	344-4903	1	STEERING COLUMN BOOT PLATE	
9	104-3601	2	MACHINE HD SCREW, 5X25mm	
10	355-6795	2	RUBBER ADJUSTING RIVET	
	329-3737	1	STEERING COLUMN PANEL, (includes items 101 thru 107)	C
101	6V-2315	2	HEX HD CAPSCREW, 6X35mm, GR8.8	
102	349-3304	2	HEX NUT, 6X1mm	
103	349-3305	6	FLAT WASHER, 6mm	
104	347-2211	1	FRONT STEERING COVER	
105	347-2210	1	REAR STEERING COVER	
106	327-4189	2	SCREW, 6X12mm	
107	347-2212	2	RUBBER GROMMET	
201	330-6888	1	CAP	
202	330-6889	1	GRIP	
203	330-6890	1	BASE	
204	330-7168	1	WASHER	
205	330-7169	1	SCREW	
206	330-7171	1	WASHER	
207	330-7172	3	NUT	
	318-0394	1	FNR SWITCH, (includes items 301 & 302)	D
301	344-3271	1	FNR LEVER, (includes mounting hardware)	
302	344-3264	1	LINK CONVERSION HARNESS	
	318-0397	1	MULTI SWITCH, (includes item 401)	B
401	344-3269	1	FNR LEVER, (includes mounting hardware)	
501	329-5285	1	LOCKING HANDLE	
502	329-5286	1	BELLOW	
601		Ref	CAB FLOOR HARNESS, (see Figure 10-9 for details)	
NOTE: ITEM NUMBERS NOT LISTED ARE NOT USED ON THIS FIGURE				



CONTROLS

Figure 7-3 Accelerator Pedal



PAM2010



Figure 7-3 Accelerator Pedal

Item	Part Number	Qty.	Description	Rev.
	315-3868	1	MECHANICAL ACCELERATOR PEDAL, (includes items 1, 3, 6 thru 10 & 101)	B
1	001-5600	1	SNAP RING	
3	174-1077	1	SPRING	
6	267-6379	1	PEDAL	
7	6H-3973	1	BEARING SLEEVE	
8	8T-4133	2	NUT, M10X1.5	
9	8T-4167	2	WASHER	
10	8T-4196	2	BOLT, 10X1.5mm	
101	323-7227	1	THROTTLE CABLE	
NOTE: ITEM NUMBERS NOT LISTED ARE NOT USED ON THIS FIGURE				



CONTROLS

Figure 7-4 Mechanical Handbrake

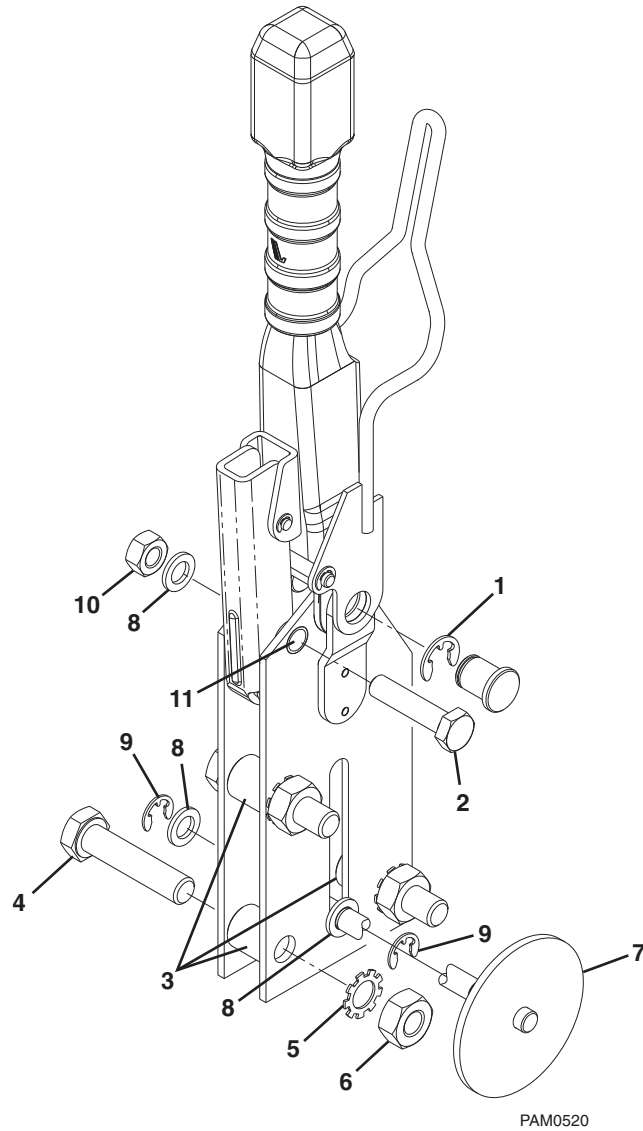




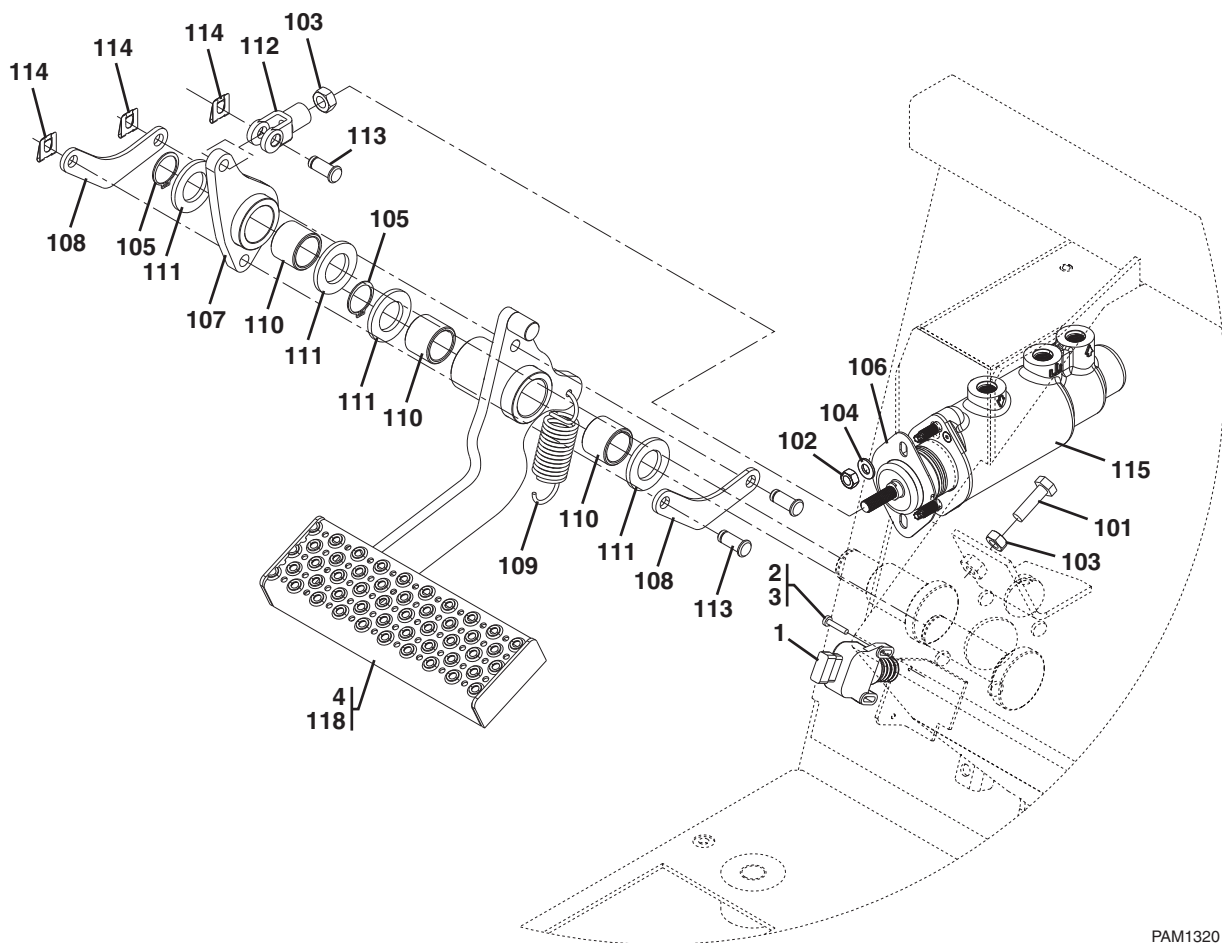
Figure 7-4 Mechanical Handbrake

Item	Part Number	Qty.	Description	Rev.
	315-3905	1	MECHANICAL HANDBRAKE, (includes all items)	C
1	322-5958	2	CIRCLIP	
2	322-5959	1	HEX HD CAPSCREW, M8X35	
3	322-5960	3	SPACER	
4	322-5961	3	HEX HD CAPSCREW, M10X 45	
5	322-5962	3	BEARING LOCKWASHER	
6	322-5963	3	HEX NUT, M10	
7	322-5993	1	PIN & SWITCH BRACKET	
8	322-5964	3	FLAT WASHER	
9	322-5965	2	CIRCLIP	
10	322-5966	1	HEX NUT, M8	
11	322-5967	1	SPACER	
NOTE: ITEM NUMBERS NOT LISTED ARE NOT USED ON THIS FIGURE				



CONTROLS

Figure 7-5 Brake Installation



PAM1320



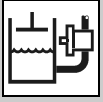
Figure 7-5 Brake Installation

Item	Part Number	Qty.	Description	Rev.
	315-3781	Ref	BRAKE INSTALLATION, (not available to order, see items 1 thru 4 for service)	B
1	317-8726	1	BRAKE LIGHT SWITCH	
2	198-9705	2	SCREW	
3		AR	CAT THREADLOCK	
4	315-3898	Ref	BRAKE PEDAL INSTALLATION, (not available to order, see items 101 thru 118 for service)	B
101	8T-4196	1	HEX HD CAPSCREW, 10X35mm, GR8.8	
102	5C-7261	2	HEX NUT, 8X1.25mm	
103	8T-4133	2	HEX NUT, 10X1.5mm	
104	8T-4224	2	FLAT WASHER, 8mm	
105	001-5600	2	SNAP RING	
106	174-1304	1	GASKET	
107	249-3206	1	LEVER ASSY	
108	249-3214	2	PLATE	
109	254-3487	1	SPRING	
110	6H-3973	3	BUSHING	
111	8T-4167	4	HARD WASHER	
112	8T-4815	1	ROD	
113	9R-2806	3	PIN	
114	9R-2807	3	CLIP	
115	315-3864	1	MASTER BRAKE CYLINDER	
118	249-3209	1	BRAKE PEDAL	
NOTE: ITEM NUMBERS NOT LISTED ARE NOT USED ON THIS FIGURE				

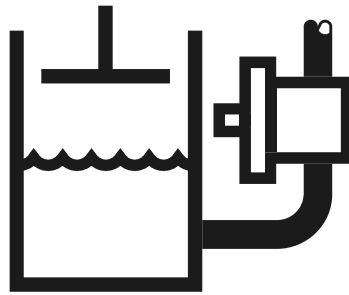


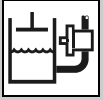
CONTROLS

This Page Intentionally Left Blank



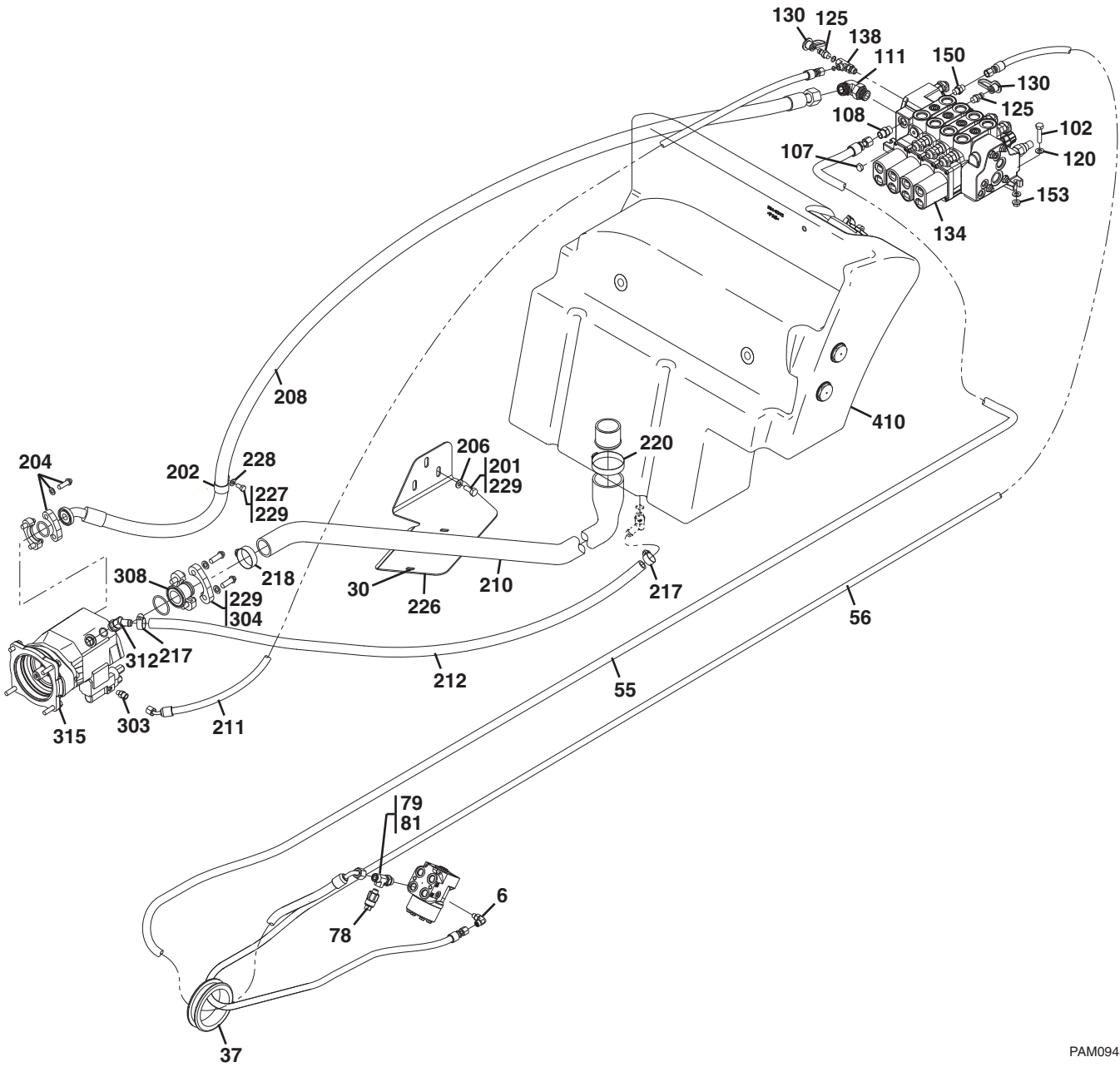
SECTION 8 HYDRAULIC CIRCUITS



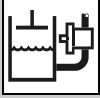


HYDRAULIC CIRCUITS

Figure 8-1 Supply Circuit



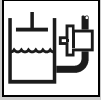
PAM0943



HYDRAULIC CIRCUITS

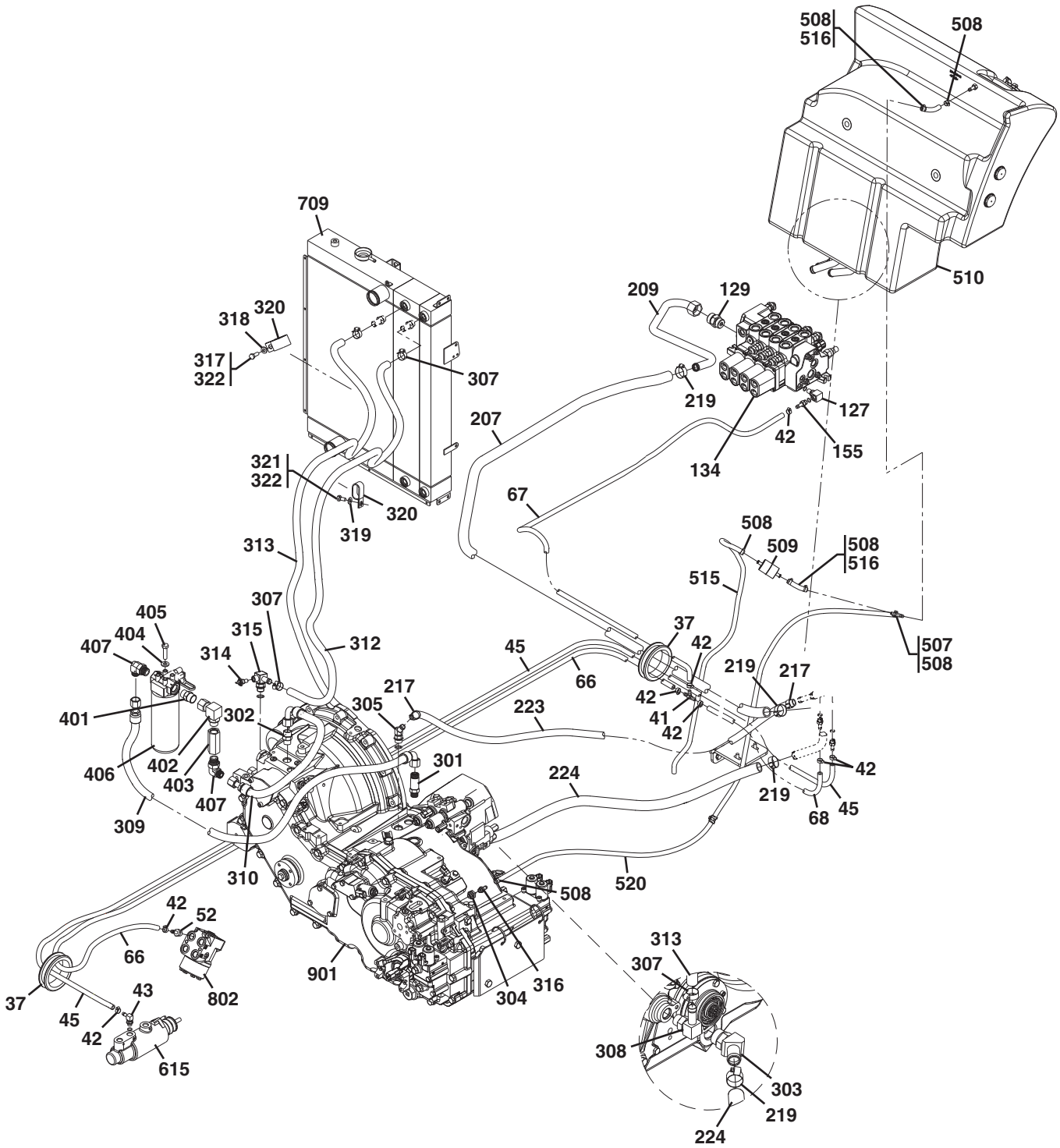
Figure 8-1 Supply Circuit

Item	Part Number	Qty.	Description	Rev.
6	298-0471	1	ELBOW, 90 DEGREES, (includes o-ring)	
30	323-7231	1	TIE STRAP	
37		Ref	GROMMET, (see Figure 8-2 for details)	
55	315-4007	1	HOSE ASSY	
56	315-4008	1	HOSE ASSY	
78	329-3640	1	PRESSURE SWITCH	
79	323-7379	1	ADAPTER TEE, (includes o-ring)	
81		1	RING SEAL	
102	8T-4182	3	HEX HD CAPSCREW, M10X45, GR8.8, (TH414)	
	8T-4185	3	HEX HD CAPSCREW, M10X50, GR8.8, (TH514, TH417)	
107	303-4765	1	PLUG	
108	298-0462	1	ADAPTER, (includes o-ring)	
111	298-0476	1	ELBOW, 90 DEGREES, (includes o-ring)	
120	8T-4121	6	FLAT WASHER, 10mm	
125	164-5567	2	ADAPTER	
130	331-1665	2	DUST CAP	
134		Ref	MAIN CONTROL VALVE, (see Figure 9-9 for details)	
138	165-7014	1	RUN TEE, (TH414, TH417)	
	126-6872	1	RUN TEE, (TH514)	
150	298-7356	1	ADAPTER, (includes o-ring)	
153	255-3022	3	RIP NUT, 10mm	
201	8T-4136	3	HEX HD CAPSCREW, 10X25mm, GR8.8, (torque to 55 Nm)	
202	329-3614	1	CLIP	
204	333-7273	1	FLANGE KIT, (includes o-ring)	
206	8T-4121	3	FLAT WASHER, 10mm	
208	315-3981	1	HOSE ASSY	
210	314-5586	1	HOSE, (TH414)	
	314-5587	1	HOSE, (TH417)	
	314-5588	1	HOSE, (TH514)	
211	315-3985	1	HOSE ASSY	
212	315-3986	1	HOSE	
217	5D-1026	2	HOSE CLAMP	
218	5P-0597	1	HOSE CLAMP	
220	5P-4868	1	HOSE CLAMP	
226	316-8056	1	HOSE SUPPORT BRACKET	
227	8T-4189	1	HEX HD CAPSCREW, 8X20mm, GR8.8, (torque to 28 Nm)	
228	8T-4224	1	FLAT WASHER, 8mm	
229		AR	CAT THREADLOCK	
303		Ref	ADAPTER, (includes o-ring), (see Figure 4-1 for details)	
304		Ref	FLANGE KIT, (includes o-ring), (see Figure 4-1 for details)	
308		Ref	FITTING, (see Figure 4-1 for details)	
312		Ref	ELBOW, 45 DEGREES, (see Figure 4-1 for details)	
315		Ref	PISTON PUMP, (see Figure 9-10 for details)	
410		Ref	HYDRAULIC TANK, (see Figure 9-12 for details)	
NOTE: ITEM NUMBERS NOT LISTED ARE NOT USED ON THIS FIGURE				

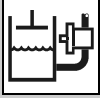


HYDRAULIC CIRCUITS

Figure 8-2 Dump Circuit



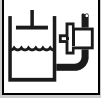
PAM0962



HYDRAULIC CIRCUITS

Figure 8-2 Dump Circuit

Item	Part Number	Qty.	Description	Rev.
37	149-6549	2	GROMMET	
41	187-5086	1	BARB TEE	
42	1P-4278	8	HOSE CLAMP	
43	215-7067	1	ELBOW, 90 DEGREES, (barb fitting)	
45	315-3984	1	HOSE	
52	149-8142	1	BARB FITTING	
66	315-4009	1	HOSE	
67	315-4011	1	HOSE	
68	315-4012	1	HOSE	
127	316-8061	1	ELBOW, 90 DEGREES	
129	225-1912	1	ADAPTER, (includes o-ring)	
134		Ref	MAIN CONTROL VALVE, (see Figure 9-9 for details)	
155	184-6581	1	BARB FITTING	
207	315-3980	1	HOSE	
209	316-5511	1	TUBE	
217	5D-1026	2	HOSE CLAMP	
219	5P-2230	4	HOSE CLAMP	
223	318-2507	1	HOSE	
224	315-3997	1	HOSE	
	314-5515	Ref	TRANSMISSION LINE INSTALLATION, (not available to order, see items 301 thru 322 for service)	C
301	322-0638	1	ADAPTER, (includes o-ring)	
302		1	CONNECOTR, (includes o-ring)	
303	150-3050	1	ELBOW, 45 DEGREES, (barb fitting)	
304	150-4046	1	ADAPTER, (includes o-ring)	
305	322-8017	1	ELBOW, 45 DEGREES, (barb fitting)	
307	5D-1026	4	CLAMP	
308	322-8018	1	ELBOW, 45 DEGREES, (barb fitting)	
309	314-5633	1	HOSE ASSY	
310	314-5634	1	HOSE ASSY	
312	314-5542	1	HOSE	
313	314-5543	1	HOSE	
314	203-8025	1	TEMPERATURE SWITCH	
315	322-8016	1	BARB TEE FITTING	
316	164-5562	1	BARB FITTING	
317	8T-4908	1	HEX HD CAPSCREW, 8X25mm, GR8.8, (torque to 28 Nm)	
318	8T-4224	1	FLAT WASHER, 8mm	
319	8T-4121	3	FLAT WASHER, 10mm	
320	6D-1641	4	CLIP	
321	8T-4137	3	BOLT, 10X1.5mm, (torque to 55 Nm)	
322		AR	CAT THREADLOCK	
401	298-0468	1	CONNECTOR, (includes o-ring)	
402	171-6725	1	ELBOW, 90 DEGREES, (includes o-ring)	
403	257-4830	1	CHECK-VALVE	
404	8T-4121	2	HARD WASHER	
405	8T-4137	2	BOLT, 10X1.5mm	
406	191-1060	1	OIL FILTER	
407	323-5622	2	ELBOW, 90 DEGREES, (includes o-ring)	

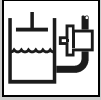


HYDRAULIC CIRCUITS

Figure 8-2 Dump Circuit (Continued)

Item	Part Number	Qty.	Description	Rev.
507	187-5086	1	BARB TEE	
508	1P-4278	7	CLAMP	
509	9R-9925	1	HYDRAULIC TANK BREATHER	
510		Ref	HYDRAULIC TANK, (see Figure 9-12 for details)	
515	318-0435	1	HOSE	
516	318-0436	1	HOSE	
520		1	HOSE	
615		Ref	MASTER BRAKE CYLINDER, (see Figure 7-5 for details)	
709		Ref	RADIATOR OIL COOLER, (see Figure 4-5 for details)	
802		Ref	STEERING VALVE, (see Figure 7-2 for details)	
901		Ref	TRANSMISSION, (see Figure 4-1 for details)	

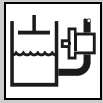
NOTE: ITEM NUMBERS NOT LISTED ARE NOT USED ON THIS FIGURE



HYDRAULIC CIRCUITS

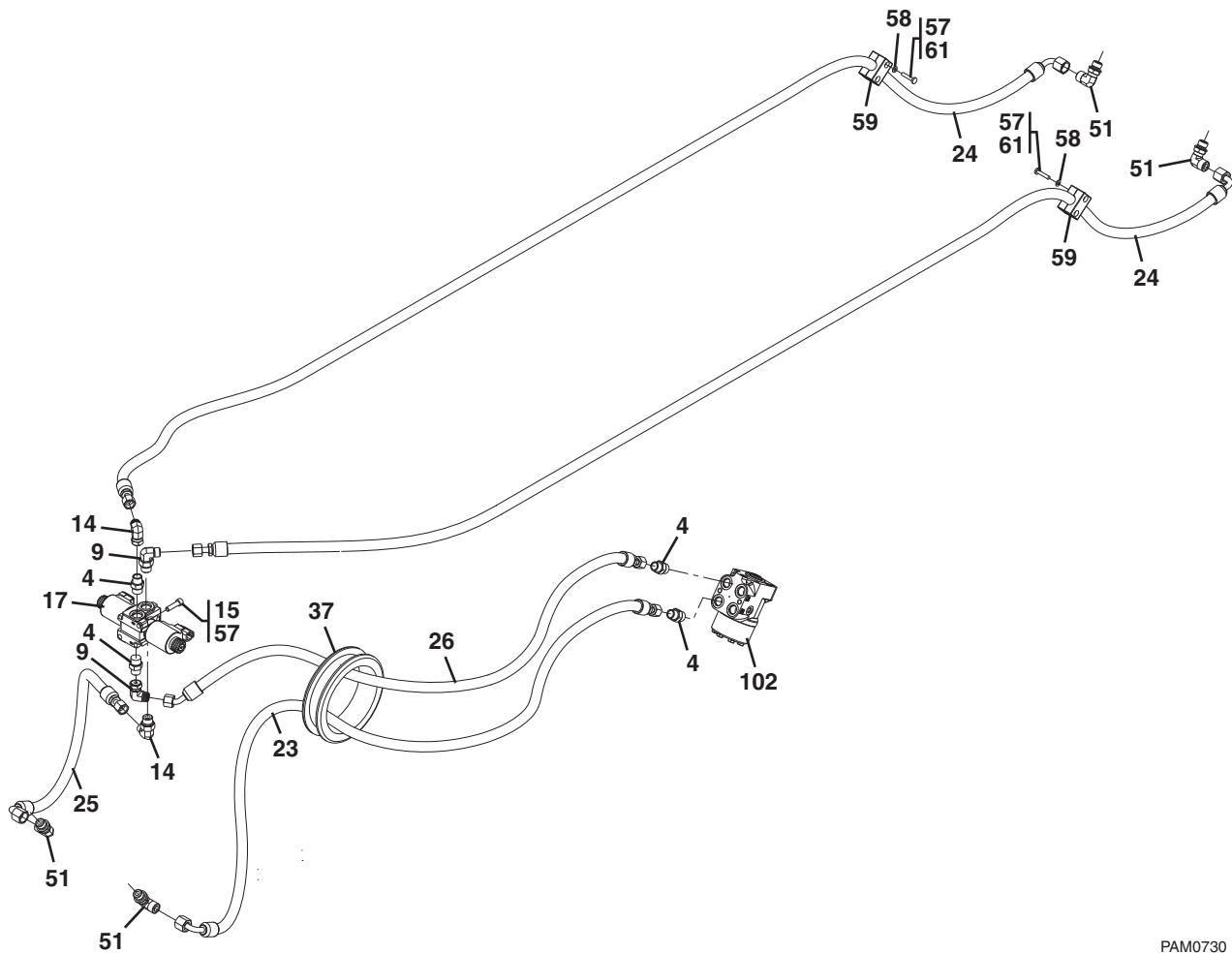
Figure 8-2 Dump Circuit (Continued)

Item	Part Number	Qty.	Description	Rev.

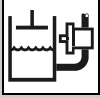


HYDRAULIC CIRCUITS

Figure 8-3 Steer Select



PAM0730

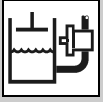


HYDRAULIC CIRCUITS

Figure 8-3 Steer Select

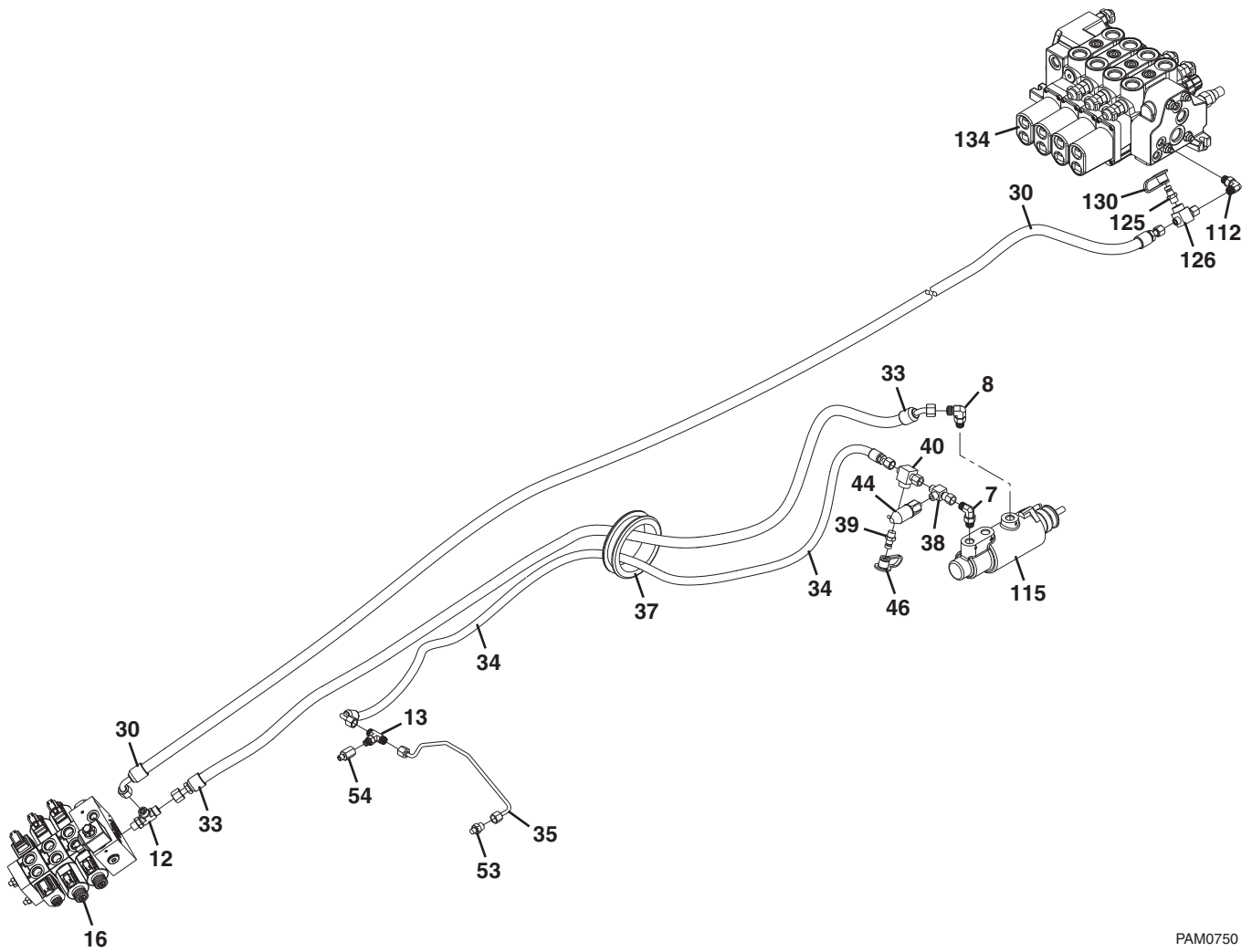
Item	Part Number	Qty.	Description	Rev.
4	298-0462	4	ADAPTER, (includes o-ring)	
9	303-4754	2	ELBOW, 90 DEGREES, (includes o-ring)	
14	298-0507	2	ELBOW, 90 DEGREES, (includes o-ring)	
15	6V-5192	2	SOCKET HD CAPSCREW, 8X30mm, (torque to 28 Nm)	
17		Ref	STEER SELECT VALVE, (see Figure 9-11 for details)	
23	315-3971	1	HOSE ASSY	
24	315-3972	2	HOSE ASSY	
25	315-3973	1	HOSE ASSY	
26	315-3974	1	HOSE ASSY	
37		1	GROMMET, (see Figure 8-2 for details)	
51	316-8055	4	ELBOW, 90 DEGREES, (includes o-ring)	
57		AR	CAT THREADLOCK	
58	223-5993	4	DISC	
59	323-5643	2	CLIP	
61	8C-6433	4	POZIDRIVE PAN HD SCREW, 6X30mm	
102		Ref	STEERING VALVE, (see Figure 7-2 for details)	

NOTE: ITEM NUMBERS NOT LISTED ARE NOT USED ON THIS FIGURE

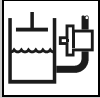


HYDRAULIC CIRCUITS

Figure 8-4 Service Brake



PAM0750

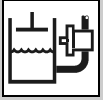


HYDRAULIC CIRCUITS

Figure 8-4 Service Brake

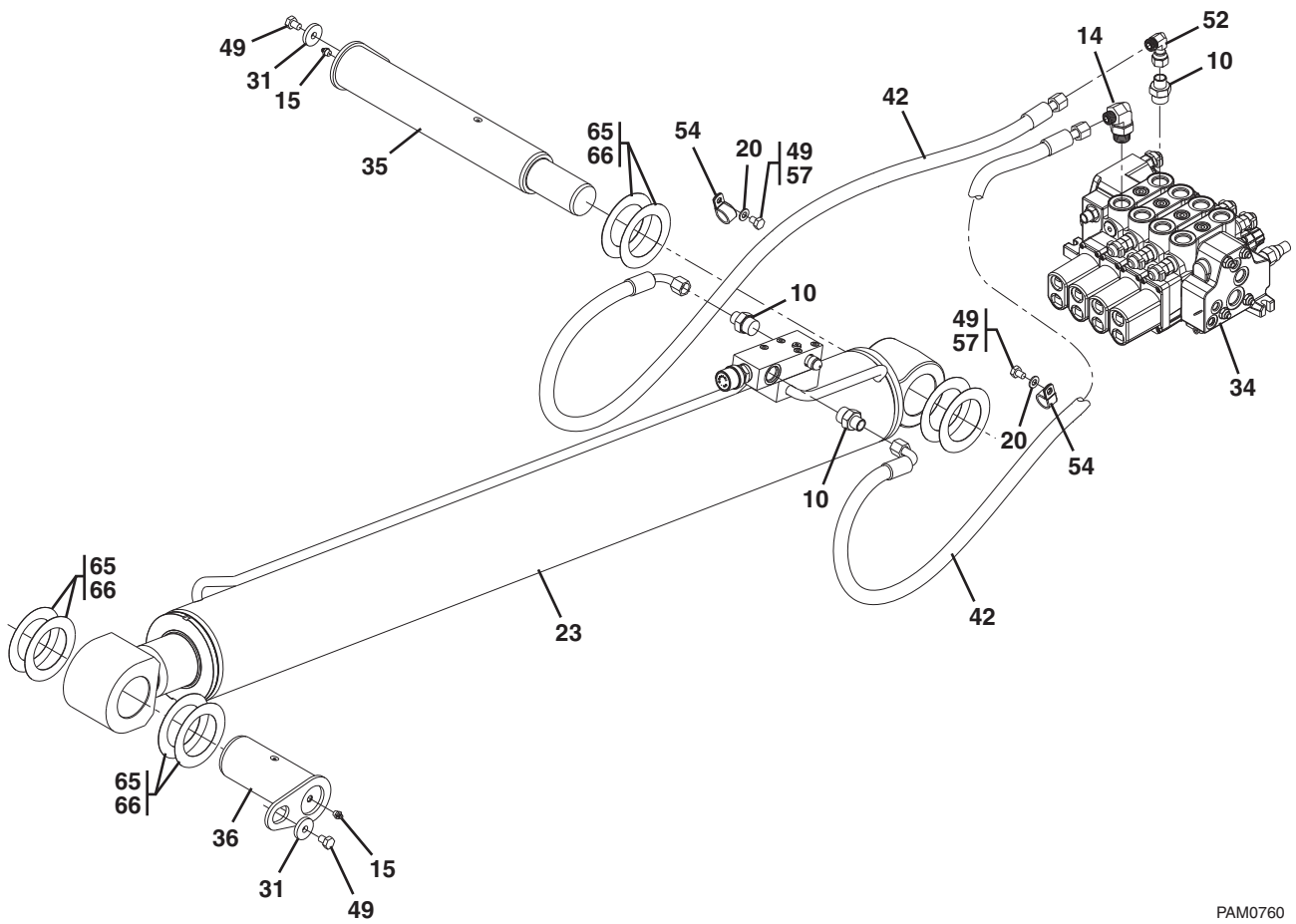
Item	Part Number	Qty.	Description	Rev.
7	298-0472	1	ELBOW, 90 DEGREES, (includes o-ring)	
8	298-0473	1	ELBOW, 90 DEGREES, (includes o-ring)	
12	298-0492	1	BRANCH TEE, (includes o-ring)	
13	323-5624	1	BRANCH TEE, (includes o-ring)	
16		Ref	OUTRIGGER & FRAME LEVEL VALVE, (see Figure 9-14 for details)	
30	315-3976	1	HOSE ASSY	
33	315-3982	1	HOSE ASSY	
34	315-3983	1	HOSE ASSY	
35	316-5517	1	PIPE ASSY	
37		Ref	GROMMET, (see Figure 8-2 for details)	
38	162-6826	1	RUN TEE, (includes o-ring)	
39	164-5567	1	ADAPTER	
40	166-2033	1	TEE FITTING, (includes o-ring)	
44	225-1233	1	PRESSURE SWITCH	
46	331-1665	1	DUST CAP	
53	123-8828	1	ADAPTER, (includes o-ring)	
54	322-8010	1	NIPPLE	
112	298-0472	1	ELBOW, 90 DEGREES, (includes o-ring)	
125	164-5567	1	ADAPTER	
126	166-2033	1	TEE FITTING, (includes o-ring)	
130	331-1665	1	DUST CAP	
134		Ref	MAIN CONTROL VALVE, (see Figure 9-9 for details)	
215		Ref	MASTER BRAKE CYLINDER, (see Figure 7-5 for details)	

NOTE: ITEM NUMBERS NOT LISTED ARE NOT USED ON THIS FIGURE

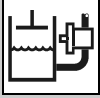


HYDRAULIC CIRCUITS

Figure 8-5 Lift Cylinder



PAM0760



HYDRAULIC CIRCUITS

Figure 8-5 Lift Cylinder

Item	Part Number	Qty.	Description	Rev.
10	298-0465	3	ADAPTER, (includes o-ring), (TH414, TH514)	
	309-2963	3	ADAPTER, (includes o-ring), (TH417)	
14	303-4756	1	ELBOW, 90 DEGREES, (includes o-ring), (TH414, TH514)	
	323-5622	1	ELBOW, 90 DEGREES, (includes o-ring), (TH417)	
15	323-5623	2	GREASE FITTING, STRAIGHT	
20	8T-4121	2	FLAT WASHER, 10mm	
23		Ref	LIFT CYLINDER, (see Figure 9-1 for details)	
31	7X-0632	2	HARD WASHER, (TH414, TH514)	
	7X-0632	1	HARD WASHER, (TH417)	
34		Ref	MAIN CONTROL VALVE, (see Figure 9-9 for details)	
35	318-7356	1	PIN ASSY, (TH414, TH514)	
	318-7358	1	PIN ASSY, (TH417)	
36	318-7359	1	PIN ASSY, (TH414, TH514)	
	347-8838	1	PIN ASSY, (TH417)	
42	315-3999	4	HOSE ASSY, (TH414)	
	323-7371	2	HOSE ASSY, (TH514, TH417)	
49	328-9688	2	HEX HD CAPSCREW, M10X14, GR8.8	
52	298-0508	1	ELBOW, 90 DEGREES, (includes o-ring), (TH414)	
	309-6455	1	ELBOW, 90 DEGREES, (includes o-ring), (TH514, TH417)	
54	327-5534	2	CLIP, (TH414)	
	327-5535	2	CLIP, (TH514, TH417)	
57		AR	CAT THREADLOCK	
65	316-5553	AR	SHIM, (TH414, TH514)	
	348-1639	AR	SHIM, (TH417)	
66	316-5554	AR	SHIM, (TH414, TH514)	
	348-1640	AR	SHIM, (TH417)	
109	309-9153	1	HEX HD CAPSCREW, M16X25, GR8.8, (TH417)	
169	333-5572	1	HARD WASHER, (TH417)	

NOTE: ITEM NUMBERS NOT LISTED ARE NOT USED ON THIS FIGURE

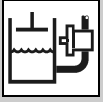
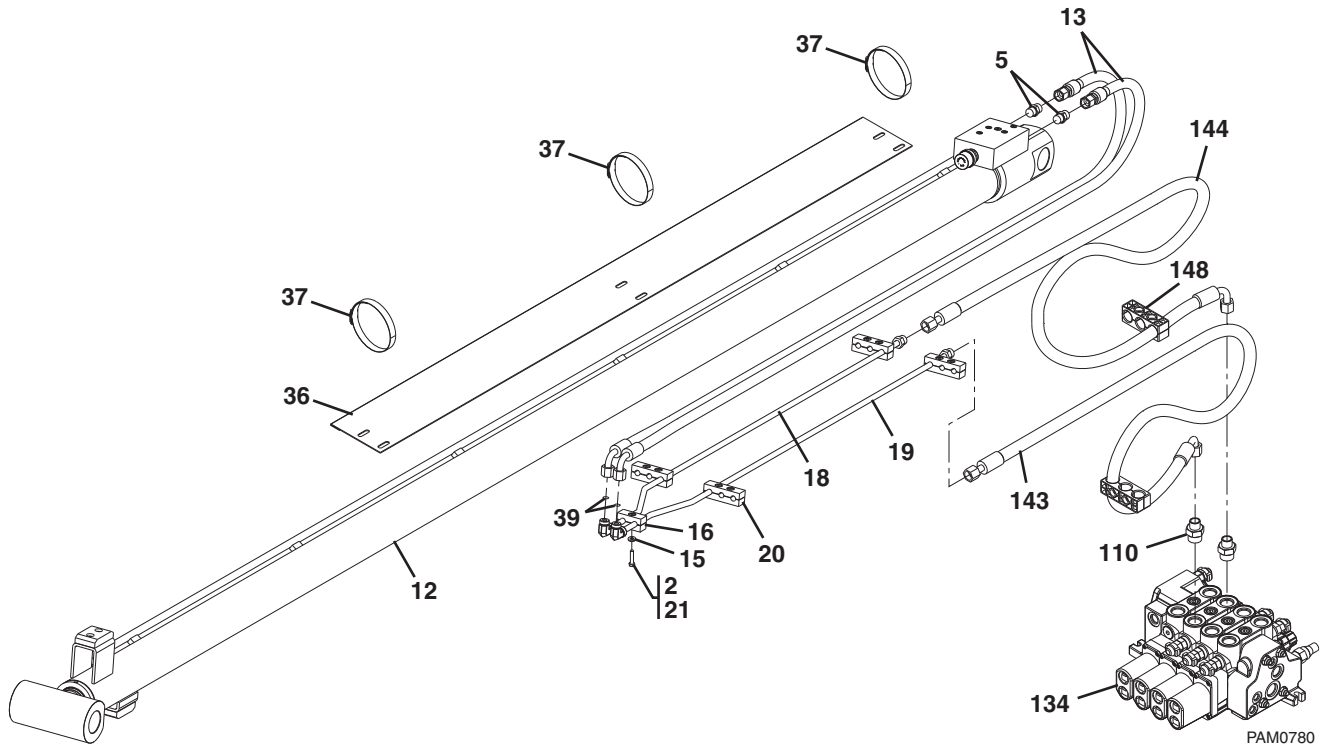
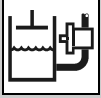


Figure 8-6 Extend/Retract

TH414





HYDRAULIC CIRCUITS

Figure 8-6 Extend/Retract

Item	Part Number	Qty.	Description	Rev.
2	8T-4971	1	HEX HD CAPSCREW, 6X30mm, GR8.8, (torque to 12 Nm)	
5	298-0463	2	ADAPTER, (includes o-ring)	
12		Ref	EXTEND/RETRACT CYLINDER, (see Figure 9-2 for details)	
13	318-7346	1	TWIN HOSE ASSY	
15	8T-4205	1	WASHER	
16	318-2502	1	CLAMP w/COVER	
18	339-5884	1	TUBE ASSY	
19	339-5885	1	TUBE ASSY	
20		Ref	CLAMP, (see Figure 8-7 for details)	
21		AR	CAT THREADLOCK	
36	336-6933	1	BASKET	
37	343-7049	3	HOSE CLAMP	
39	331-1664	2	SEAL	
110	298-0465	2	ADAPTER, (includes o-ring)	
134		Ref	MAIN CONTROL VALVE, (see Figure 9-9 for details)	
143	315-4001	1	HOSE ASSY	
144	315-4002	1	HOSE ASSY	
148		Ref	CLAMP, (see Figure 8-7 for details)	

NOTE: ITEM NUMBERS NOT LISTED ARE NOT USED ON THIS FIGURE

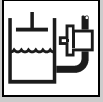
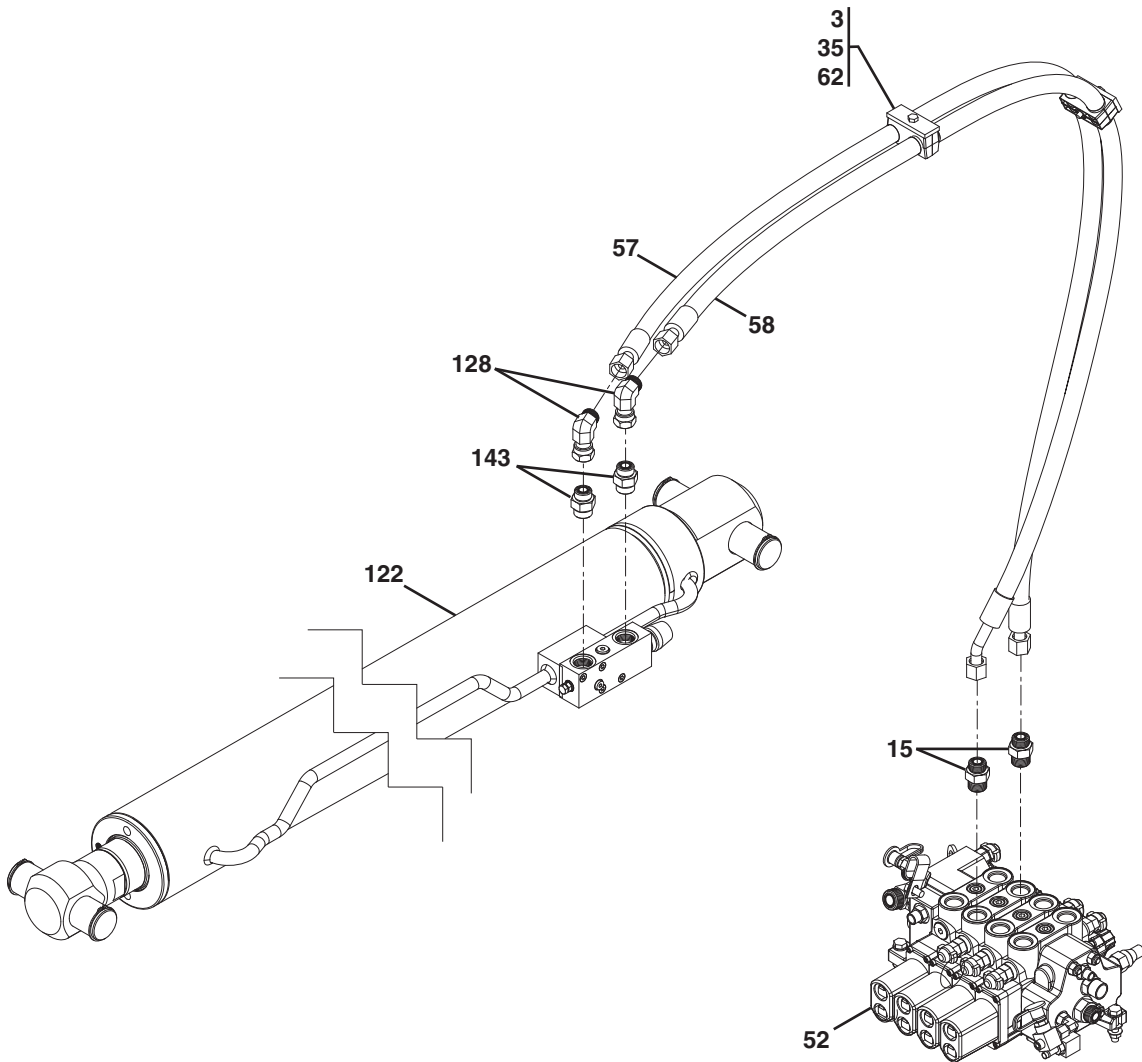
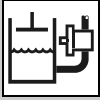


Figure 8-6 Extend/Retract

TH417



PAM2311

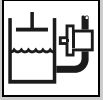


HYDRAULIC CIRCUITS

Figure 8-6 Extend/Retract

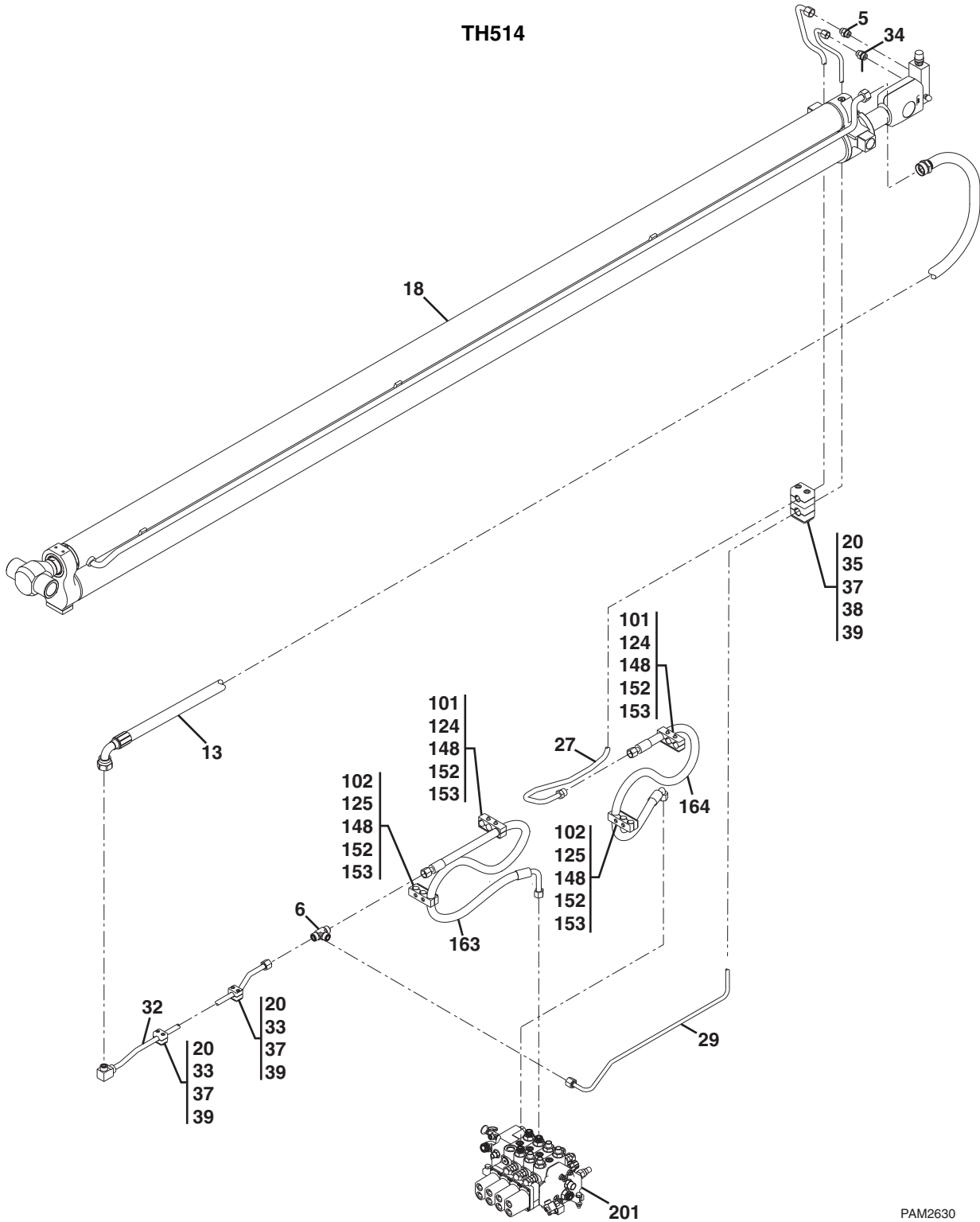
Item	Part Number	Qty.	Description	Rev.
3	8T-7329	2	HEX HD CAPSCREW, M8X50, GR8.8	
13	309-2963	2	ADAPTER, (includes o-ring)	
35	6R-3320	2	COVER	
52		Ref	MAIN CONTROL VALVE, (see Figure 9-9 for details)	
57	348-1623	1	HOSE ASSY	
58	348-1624	1	HOSE ASSY	
62	348-1636	2	CLAMP ASSY	
122		Ref	EXTEND/RETRACT CYLINDER, (see Figure 9-2 for details)	
128	309-6455	2	ELBOW, 90 DEGREES	
143	337-7045	2	ADAPTER, (includes o-ring)	

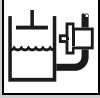
NOTE: ITEM NUMBERS NOT LISTED ARE NOT USED ON THIS FIGURE



HYDRAULIC CIRCUITS

Figure 8-6 Extend/Retract





HYDRAULIC CIRCUITS

Figure 8-6 Extend/Retract

Item	Part Number	Qty.	Description	Rev.
5	298-0465	1	CONNECTOR, (includes o-ring)	
6	6V-8790	1	CONNECTOR, (includes o-ring)	
13	337-6258	1	HOSE ASSY	
18		Ref	EXTEND/RETRACT CYLINDER, (see Figure 9-2 for details)	
20		Ref	CAT THREADLOCK	
27	337-6262	1	TUBE ASSY	
29	337-6261	1	TUBE ASSY	
32	337-6259	1	TUBE ASSY	
33	7X-2533	4	HEX HD CAPSCREW, M6X35, GR8.8	
34	337-7045	1	CONNECTOR, (includes o-ring)	
35	8T-3844	2	BOLT, M6X1	
37	337-6260	3	CLAMP ASSY	
38	337-6264	1	CLAMP ASSY	
39	337-6268	3	COVER PLATE	
101	7X-2534	4	HEX HD CAPSCREW, M6X50, GR8.8	
102	7X-0818	4	HEX HD CAPSCREW, M8X45, GR8.8	
124	8T-4205	4	WASHER, 6MM	
125	8T-4224	4	WASHER, 8MM	
148		Ref	CAT THREADLOCK	
152	318-7384	4	CLAMP COVER	
153	337-6267	4	CLAMP	
163	337-6265	1	HOSE ASSY	
164	337-6266	1	HOSE ASSY	
201		Ref	MAIN CONTROL VALVE, (see Figure 9-9 for details)	

NOTE: ITEM NUMBERS NOT LISTED ARE NOT USED ON THIS FIGURE

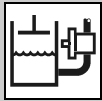
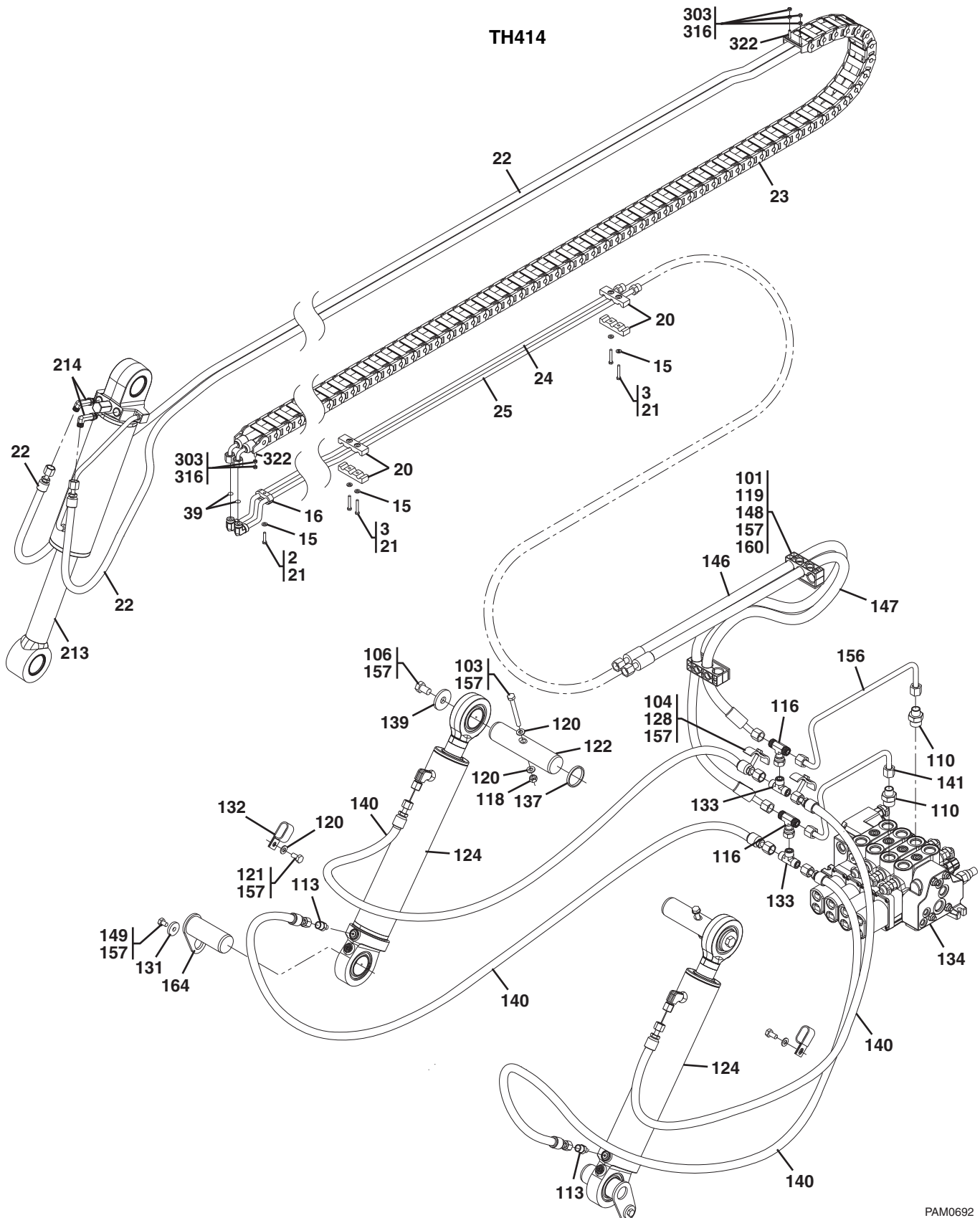
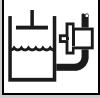


Figure 8-7 Tilt & Tilt Compensation






HYDRAULIC CIRCUITS

Figure 8-7 Tilt & Tilt Compensation

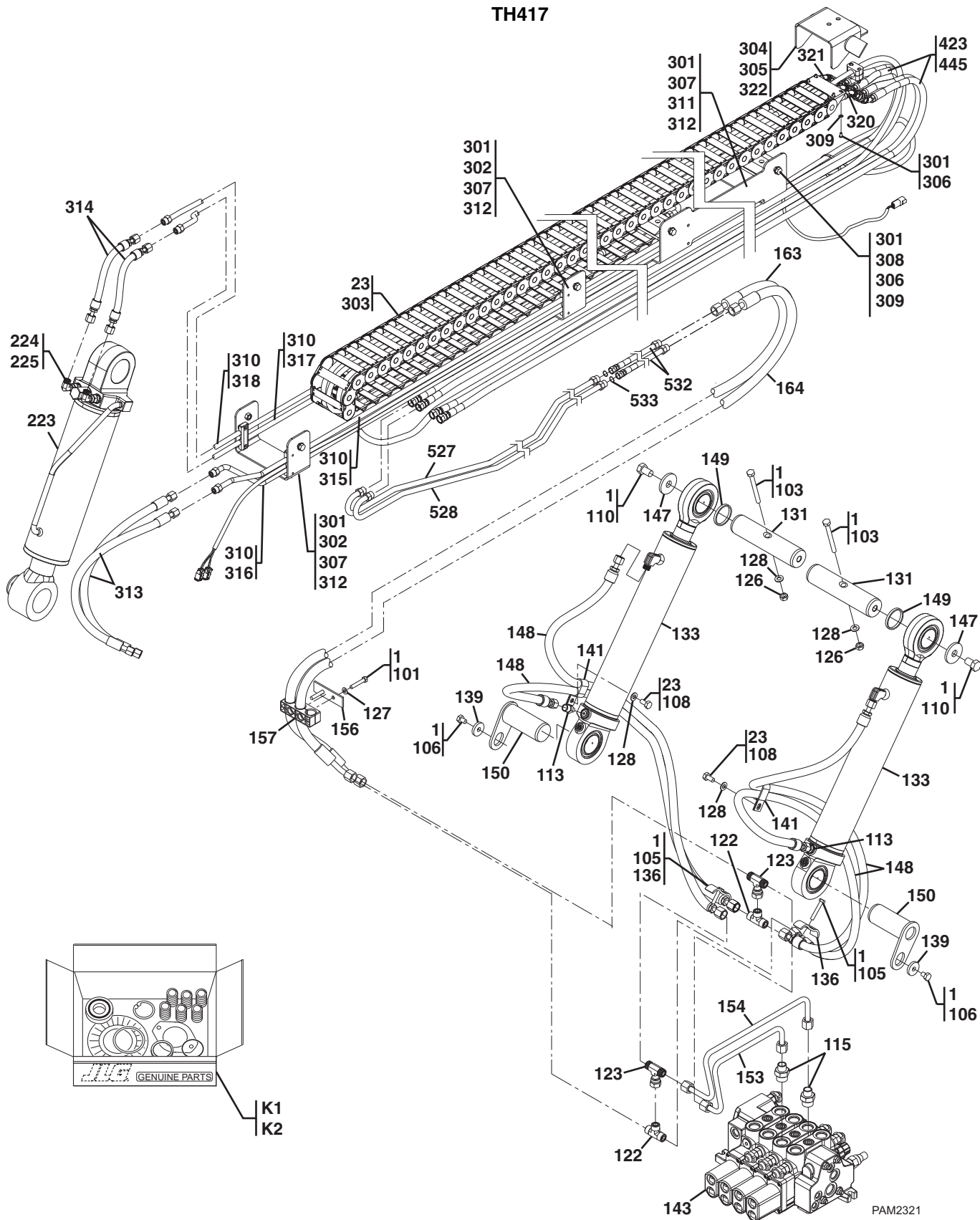
Item	Part Number	Qty.	Description	Rev.
2	8T-4971	2	HEX HD CAPSCREW, 6X30mm, GR8.8, (torque to 12 Nm)	
3	297-7089	4	HEX HD CAPSCREW, 6X40mm, GR8.8, (torque to 12 Nm)	
15	8T-4205	6	HARD WASHER	
16		2	CLAMP W/COVER	
20	315-3996	4	CLAMP HALF	
21		AR	CAT THREADLOCK	
22	322-7996	2	HOSE ASSY	
23	316-5545	1	HOSE CARRIER	
24	318-2516	1	PIPE ASSY	
25	318-2518	1	PIPE ASSY	
39	331-1664	2	SEAL	
101	7X-2534	2	HEX HD CAPSCREW, 6X50mm, GR8.8	
103	8T-4198	2	HEX HD CAPSCREW, 10X100mm, GR8.8, (torque to 55 Nm)	
104	8T-7329	2	HEX HD CAPSCREW, 8X50mm, GR8.8	
106	309-9153	2	HEX HD CAPSCREW, 16X25mm, GR8.8, (torque to 241 Nm)	
110	298-0465	2	ADAPTER, (includes o-ring)	
113	298-7357	2	ADAPTER, (includes o-ring)	
116	323-5628	2	TEE FITTING, (includes o-ring)	
118	6V-7744	2	HEX LOCKNUT, 10X1.5mm	
119	8T-4205	2	FLAT WASHER, 6mm	
120	8T-4121	6	FLAT WASHER, 10mm	
121	8T-4137	2	HEX HD CAPSCREW, 10X20mm, GR8.8, (torque to 55 Nm)	
122	318-7321	2	PIN	
124		Ref	TILT COMPENSATION CYLINDER, (see for details)	
128	220-2609	2	CLIP	
131	7X-0632	2	HARD WASHER	
132	100-4336	2	CLIP	
133	323-5626	2	TEE FITTING, (includes o-ring)	
134		Ref	MAIN CONTROL VALVE, (see Figure 9-9 for details)	
137	318-7369	2	PIN RING	
139	318-7367	2	HARD WASHER	
140	318-7368	4	HOSE ASSY	
141	316-5538	1	PIPE ASSY	
146	315-4004	1	HOSE ASSY	
147	315-4005	1	HOSE ASSY	
148	318-7386	2	CLAMP	
149	328-9688	2	HEX HD CAPSCREW, 10X14mm, GR8.8, (torque to 55 Nm)	
156	316-5539	1	PIPE ASSY	
157		AR	CAT THREADLOCK	
158	7X-0818	2	HEX HD CAPSCREW, 8X45mm, GR8.8	
159	8T-4224	2	FLAT WASHER, 8mm	
160	318-7384	2	COVER PLATE	
164	318-7371	2	PIN	
213		Ref	TILT CYLINDER, (see Figure 9-3 for details)	
214	298-0490	2	ELBOW, 90 DEGREES, (includes o-ring)	
303	5C-2890	8	HEX NUT, 6X1mm, (torque to 3 Nm)	
316		AR	CAT THREADLOCK	
322	330-4256	2	CHAIN PLATE	
			NOTE: ITEM NUMBERS NOT LISTED ARE NOT USED ON THIS FIGURE	

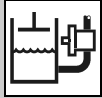


HYDRAULIC CIRCUITS

Figure 8-7 Tilt & Tilt Compensation

TH417

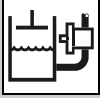




HYDRAULIC CIRCUITS

Figure 8-7 Tilt & Tilt Compensation

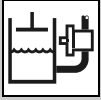
Item	Part Number	Qty.	Description	Rev.
1		AR	CAT THREADLOCK	
23	348-1644	1	HOSE CARRIER ASSY, (includes items 301 thru 322)	
	353-4830	1	HOSE CARRIER ASSY, (if equipped for platform) , (includes items 301 thru 322)	
101	7X-0818	2	HEX HD CAPSCREW, M8X45, GR8.8	
103	8T-4198	2	HEX HD CAPSCREW, M10X100, GR8.8	
105	8T-7329	2	HEX HD CAPSCREW, M8X50, GR8.8	
106	328-9688	2	HEX HD CAPSCREW, M10X14, GR8.8	
108	8T-4137	2	HEX HD CAPSCREW, M10X20, GR8.8	
110	309-9153	2	HEX HD CAPSCREW, M16X25, GR8.8	
113	298-7357	2	ADAPTER, (includes o-ring)	
115	298-0465	2	ADAPTER, (includes o-ring)	
122	323-5626	2	TEE FITTING, (includes o-ring)	
123	323-5628	2	TEE FITTING, (includes o-ring)	
126	6V-7744	2	HEX LOCKNUT, M10X1.5	
127	8T-4224	4	WASHER, 8mm	
128	8T-4121	4	WASHER, 10mm	
131	318-7321	2	PIN	
133		Ref	COMPENSATION CYLINDER, (see Figure 9-4 for details)	
136	217-4300	2	CLIP	
139	7X-0632	2	HARD WASHER	
141	100-4336	2	CLIP	
143		Ref	MAIN CONTROL VALVE, (see Figure 9-9 for details)	
147	318-7367	2	HARD WASHER	
148	318-7368	4	HOSE ASSY	
149	318-7369	2	PIN RING	
150	318-7371	2	PIN ASSY	
153	316-5538	1	PIPE ASSY	
154	316-5539	1	PIPE ASSY	
156	318-7384	2	COVER PLATE	
157	318-7386	2	CLAMP	
163	323-7376	1	HOSE ASSY	
164	323-7377	1	HOSE ASSY	
168	331-1664	4	O-RING	
223		Ref	TILT CYLINDER, (see Figure 9-3 for details)	
224	298-0463	2	ADAPTER, (includes o-ring)	
225	298-0508	2	ADAPTER, 90 DEGREES, (includes o-ring)	
301		Ref	CAT THREADLOCK	
302	364-1711	2	MOUNTING BRACKET	
303		1	HOSE CARRIER	
304	298-0502	4	ADAPTER, (includes o-ring)	
305		1	HOSE CARRIER MOUNT	
306		12	BUTTON HD SCREW, M6-1X12mm	
307		12	SOCKET HD CAPSCREW, M6-1X20mm	
308		2	SLIDE	
309	8T-4205	12	WASHER, 6mm	
310	331-1664	8	SEAL	
311		1	CATTRACK REAR MOUNT BRACKET	
312	364-1712	6	CLAMP	



HYDRAULIC CIRCUITS

Figure 8-7 Tilt & Tilt Compensation (Continued)

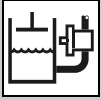
Item	Part Number	Qty.	Description	Rev.
313		Ref	HOSE ASSY, (see Figure 8-8 for details)	
314	348-1620	2	HOSE ASSY	
315	363-7217	1	PIPE ASSY	
316	363-7218	1	PIPE ASSY	
317	363-7219	1	PIPE ASSY	
318	363-7220	1	PIPE ASSY	
319		Ref	BOOM HARNESS, (see Figure 10-4 for details)	
320	363-7222	1	HOSE ASSY	
321	363-7223	1	HOSE ASSY	
322	330-4258	4	NUT, GR8	
423	363-7221	2	TWIN HOSE ASSY	
445	331-1664	4	SEAL	
527		1	PIPE ASSY, (Before S/N TBT00174) , (no longer available, order K2 for initial replacement)	
	363-7225	1	PIPE ASSY, (S/N TBT00174 & After)	
528		1	PIPE ASSY, (Before S/N TBT00174) , (no longer available, order K1 for initial replacement)	
	363-7226	1	PIPE ASSY, (S/N TBT00174 & After)	
532	366-1210	2	PIPE ASSY, (S/N TBT00174 & After)	
533	7J-9108	2	SEAL, (S/N TBT00174 & After)	
K1		1	PIPE ASSY SERVICE KIT, (includes all items)	A
	331-1664	2	SEAL	
	7J-9108	1	SEAL	
	363-7226	1	PIPE ASSY	
	366-1210	1	PIPE ASSY	
K2		1	PIPE ASSY SERVICE KIT, (includes all items)	A
	331-1664	2	SEAL	
	7J-9108	1	SEAL	
	363-7225	1	PIPE ASSY	
	366-1210	1	PIPE ASSY	
NOTE: ITEM NUMBERS NOT LISTED ARE NOT USED ON THIS FIGURE				



HYDRAULIC CIRCUITS

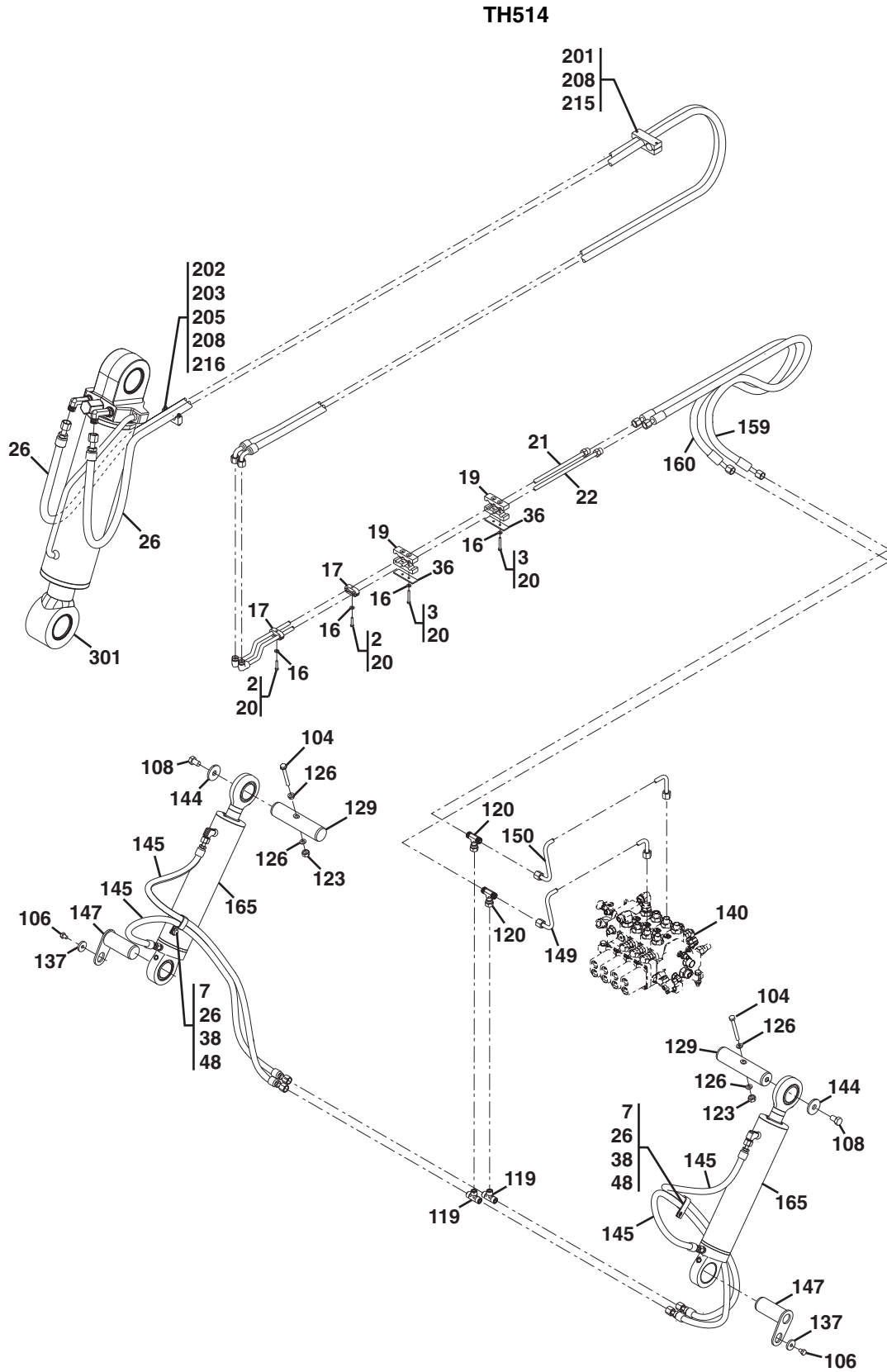
Figure 8-7 Tilt & Tilt Compensation (Continued)

Item	Part Number	Qty.	Description	Rev.

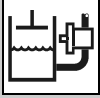


HYDRAULIC CIRCUITS

Figure 8-7 Tilt & Tilt Compensation



PAM2641

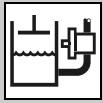


HYDRAULIC CIRCUITS

Figure 8-7 Tilt & Tilt Compensation

Item	Part Number	Qty.	Description	Rev.
2	8T-4971	4	HEX HD CAPSCREW, M6X30, GR8.8	
3	297-7089	8	HEX HD CAPSCREW, M6X45, GR8.8	
16	8T-4205	12	WASHER	
17	318-2502	4	CLAMP W/COVER	
19	315-3996	8	CLAMP	
20		Ref	CAT THREADLOCK	
21	318-2516	1	PIPE ASSY	
22	318-2517	1	PIPE ASSY	
26	342-9594	1	HOSE ASSY	
36	330-4257	4	COVER PLATE	
104	8T-4198	2	HEX HD CAPSCREW, M10X100, GR8.8	
106	328-9688	2	HEX HD CAPSCREW, M10X14, GR8.8	
108	309-9153	2	HEX HD CAPSCREW, M16X25, GR8.8	
119	323-5626	2	TEE FITTING, (includes o-ring)	
120	323-5628	2	TEE FITTING, (includes o-ring)	
123	6V-7744	2	HEX LOCKNUT, M10X1.5	
126	8T-4121	4	WASHER	
129	318-7321	2	PIN ASSY	
137	7X-0632	2	WASHER	
140		Ref	MAIN CONTROL VALVE	
144	318-7367	2	PLATE	
145	318-7368	4	HOSE ASSY	
147	318-7371	2	PIN ASSY	
149	316-5538	1	PIPE ASSY	
150	316-5539	1	PIPE ASSY	
159	323-7376	1	HOSE ASSY	
160	323-7377	1	HOSE ASSY	
165		Ref	COMPENSATION CYLINDER	
201	3T-0849	2	HEX HD CAPSCREW, M6X30, GR8.8	
202	8T-7329	2	HEX HD CAPSCREW, M6X55, GR8.8	
203	5C-2890	2	HEX NUT, M6X1	
205	8T-4205	4	WASHER, 6MM	
208		Ref	CAT THREADLOCK	
215	327-8834	1	CLAMP	
216	350-4301	1	CLAMP	
301		Ref	TILT CYLINDER	

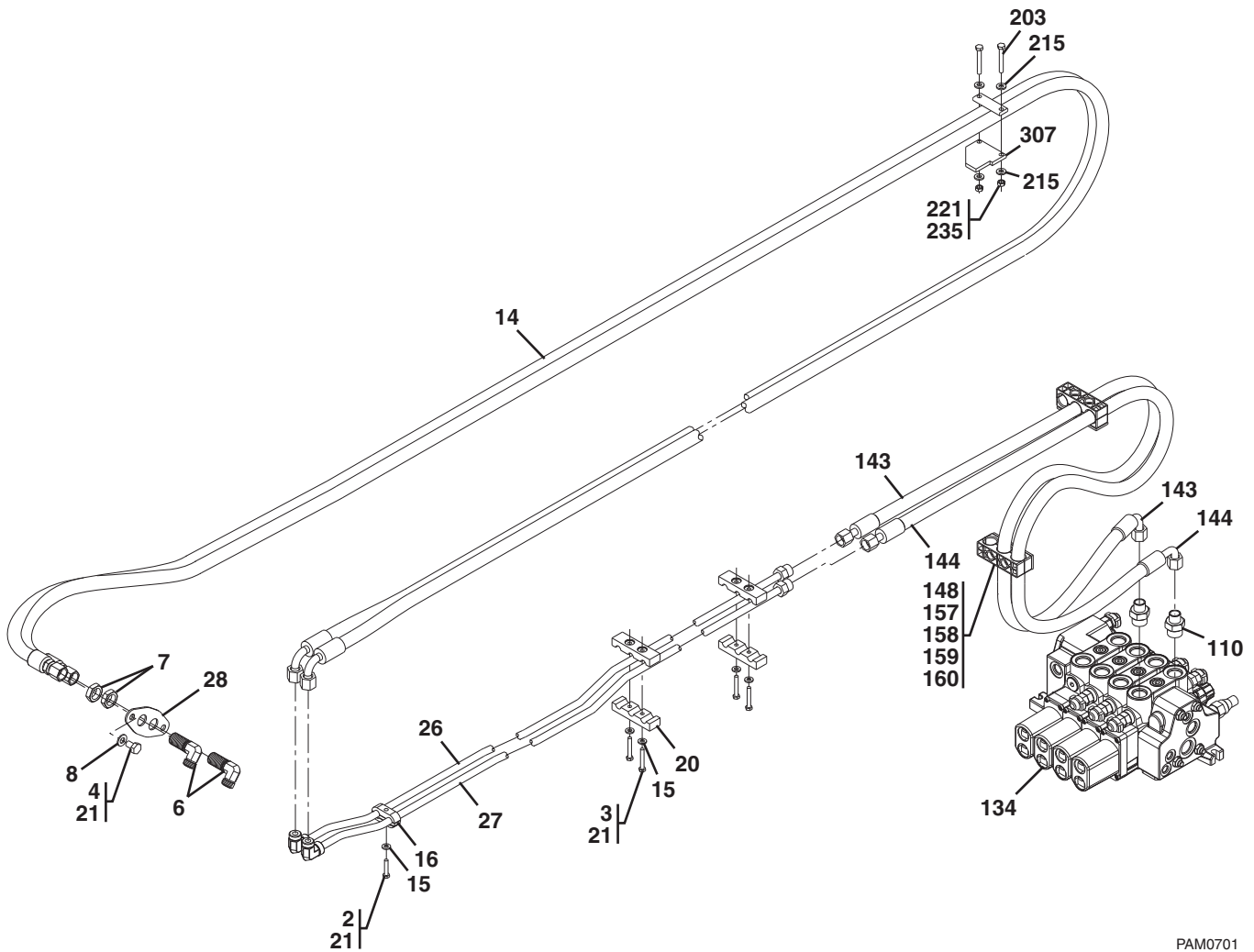
NOTE: ITEM NUMBERS NOT LISTED ARE NOT USED ON THIS FIGURE



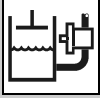
HYDRAULIC CIRCUITS

Figure 8-8 Auxiliary Hydraulics

TH414



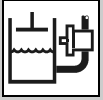
PAM0701



HYDRAULIC CIRCUITS

Figure 8-8 Auxiliary Hydraulics

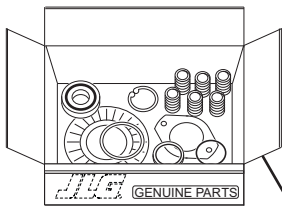
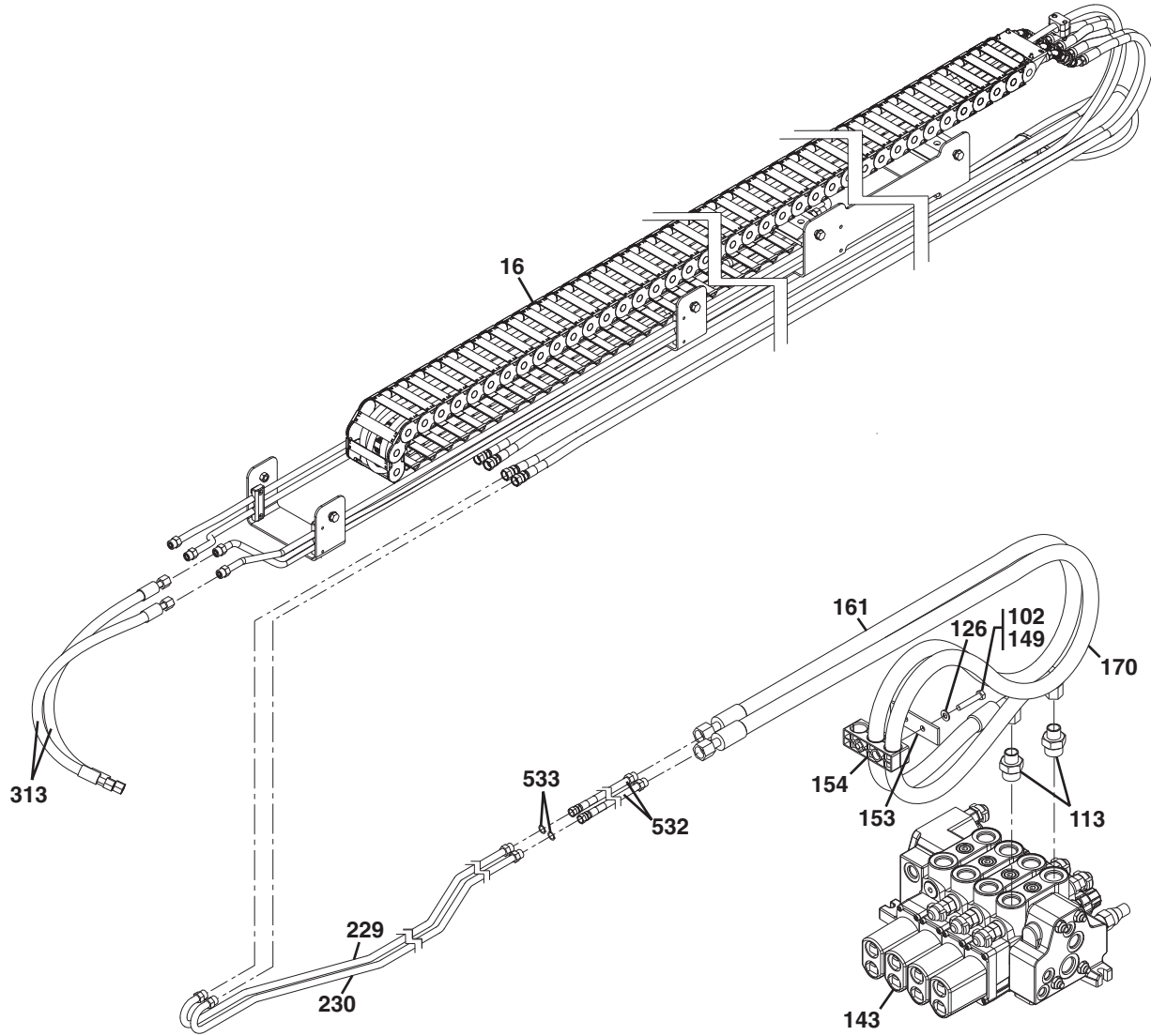
Item	Part Number	Qty.	Description	Rev.
2	8T-4971	2	HEX HD CAPSCREW, 6X30mm, GR8.8, (torque to 12 Nm)	
3	8C-8451	4	HEX HD CAPSCREW, 6X40mm, GR8.8, (torque to 12 Nm)	
4	9X-2041	2	TORX HD CAPSCREW, 10X20mm	
6	298-0505	2	ELBOW, 90 DEGREES, (includes o-ring)	
7	330-4258	2	BULKHEAD NUT	
8	330-4258	2	FLAT WASHER, 10mm	
14	318-7347	1	HOSE ASSY	
15	8T-4205	6	HARD WASHER	
16	318-2502	2	CLAMP SET	
20	315-3996	4	CLAMP HALF	
21		AR	CAT THREADLOCK	
26	318-2518	1	PIPE ASSY	
27	318-2519	1	PIPE ASSY	
28	318-7389	1	BULKHEAD PLATE	
101	7X-2534	2	HEX HD CAPSCREW, 6X50mm, GR8.8	
110	298-0465	2	ADAPTER, (includes o-ring)	
119	8T-4205	2	FLAT WASHER, 6mm	
134		Ref	MAIN CONTROL VALVE, (see Figure 9-9 for details)	
143	315-4001	1	HOSE ASSY	
144	315-4002	1	HOSE ASSY	
148	318-7386	2	CLAMP	
157		AR	CAT THREADLOCK	
158	7X-0818	2	HWX HD CAPSCREW, 8X45mm, GR8.8	
159	8T-4224	2	FLAT WASHER, 8mm	
160	318-7384	2	COVER PLATE	
203	297-7089	2	HEX HD CAPSCREW, 6X45mm, GR8.8, (torque to 12Nm)	
215	8T-4205	4	HARD WASHER	
221		AR	CAT THREADLOCK	
235	5C-2890	2	HEX NUT, 6X1mm	
238	336-6937	1	HOSE CLAMP PLATE	
307		Ref	THIRD BOOM SECTION, (see Figure 2-5 for details)	
NOTE: ITEM NUMBERS NOT LISTED ARE NOT USED ON THIS FIGURE				



HYDRAULIC CIRCUITS

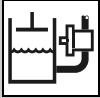
Figure 8-8 Auxiliary Hydraulics

TH417



K1
K2

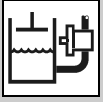
PAM2881



HYDRAULIC CIRCUITS

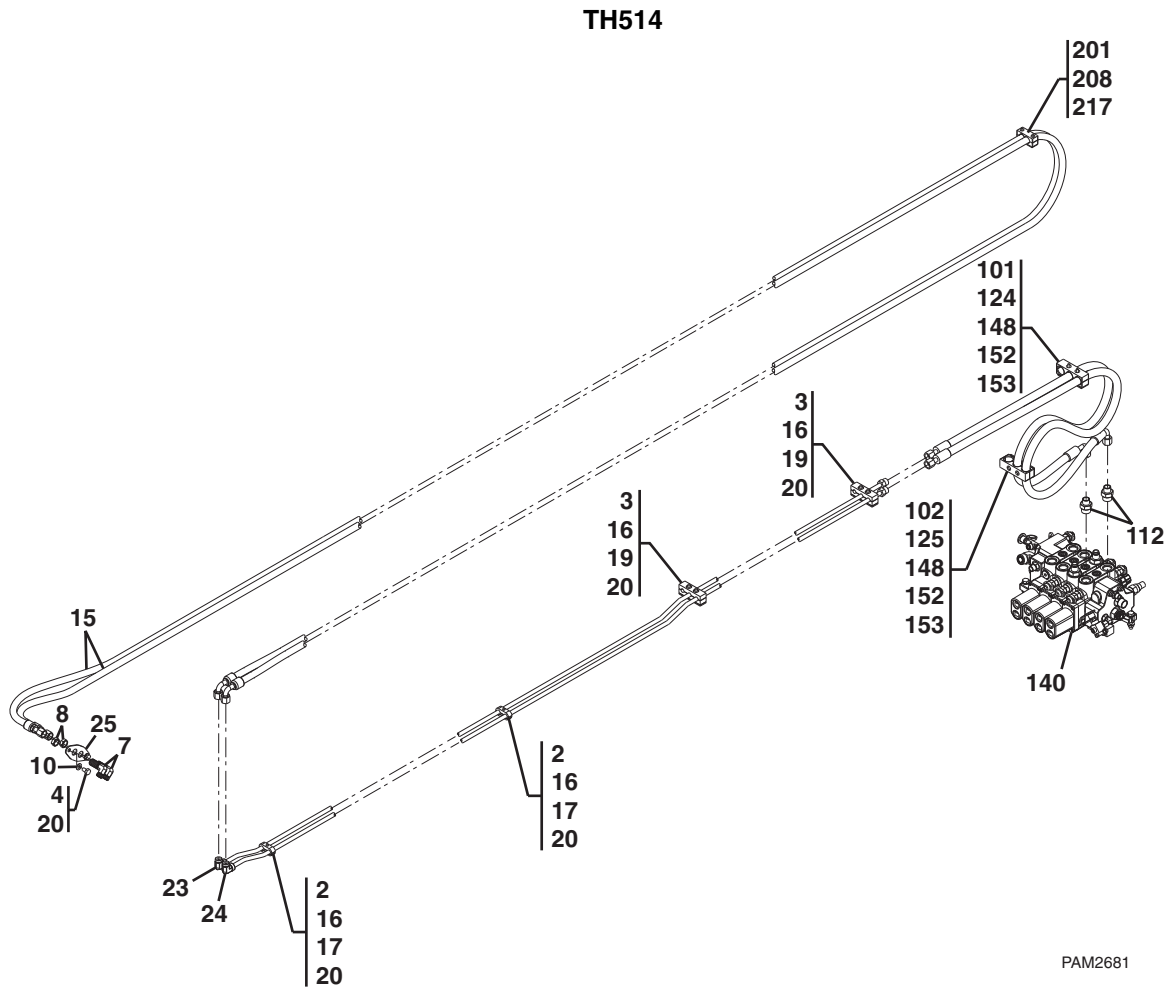
Figure 8-8 Auxiliary Hydraulics

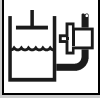
Item	Part Number	Qty.	Description	Rev.
16		Ref	HOSE CARRIER ASSY, (see Figure 8-7 for details)	
102	7X-0818	2	HEX HD CAPSCREW	
113	298-0465	2	FITTING, STRAIGHT	
126	8T-4224	2	WASHER, 8mm	
141		Ref	MAIN CONTROL VALVE, (see Figure 9-9 for details)	
149		Ref	CAT THREADLOCK	
153	318-7384	1	COVER PLATE	
154	318-7386	1	CLAMP	
161	348-1626	1	HOSE ASSY	
170	348-1633	1	HOSE ASSY	
229		1	PIPE ASSY, (Before S/N TBT00174), (no longer available, order K1 for initial replacement)	
	366-1208	1	PIPE ASSY, (S/N TBT00174 & After)	
230		1	PIPE ASSY, (Before S/N TBT00174), (no longer available, order K2 for initial replacement)	
	366-1209	1	PIPE ASSY, (S/N TBT00174 & After)	
232	366-1210	2	PIPE ASSY, (S/N TBT00174 & After)	
233	7J-9108	2	SEAL, (S/N TBT00174 & After)	
313	348-1619	2	HOSE ASSY	
K1		1	PIPE ASSY SERVICE KIT, (includes all items)	A
	331-1664	2	SEAL	
	7J-9108	1	SEAL	
	366-1208	1	PIPE ASSY	
	366-1210	1	PIPE ASSY	
K2		1	PIPE ASSY SERVICE KIT, (includes all items)	A
	331-1664	2	SEAL	
	7J-9108	1	SEAL	
	366-1209	1	PIPE ASSY	
	366-1210	1	PIPE ASSY	
NOTE: ITEM NUMBERS NOT LISTED ARE NOT USED ON THIS FIGURE				



HYDRAULIC CIRCUITS

Figure 8-8 Auxiliary Hydraulics



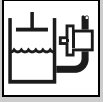


HYDRAULIC CIRCUITS

Figure 8-8 Auxiliary Hydraulics

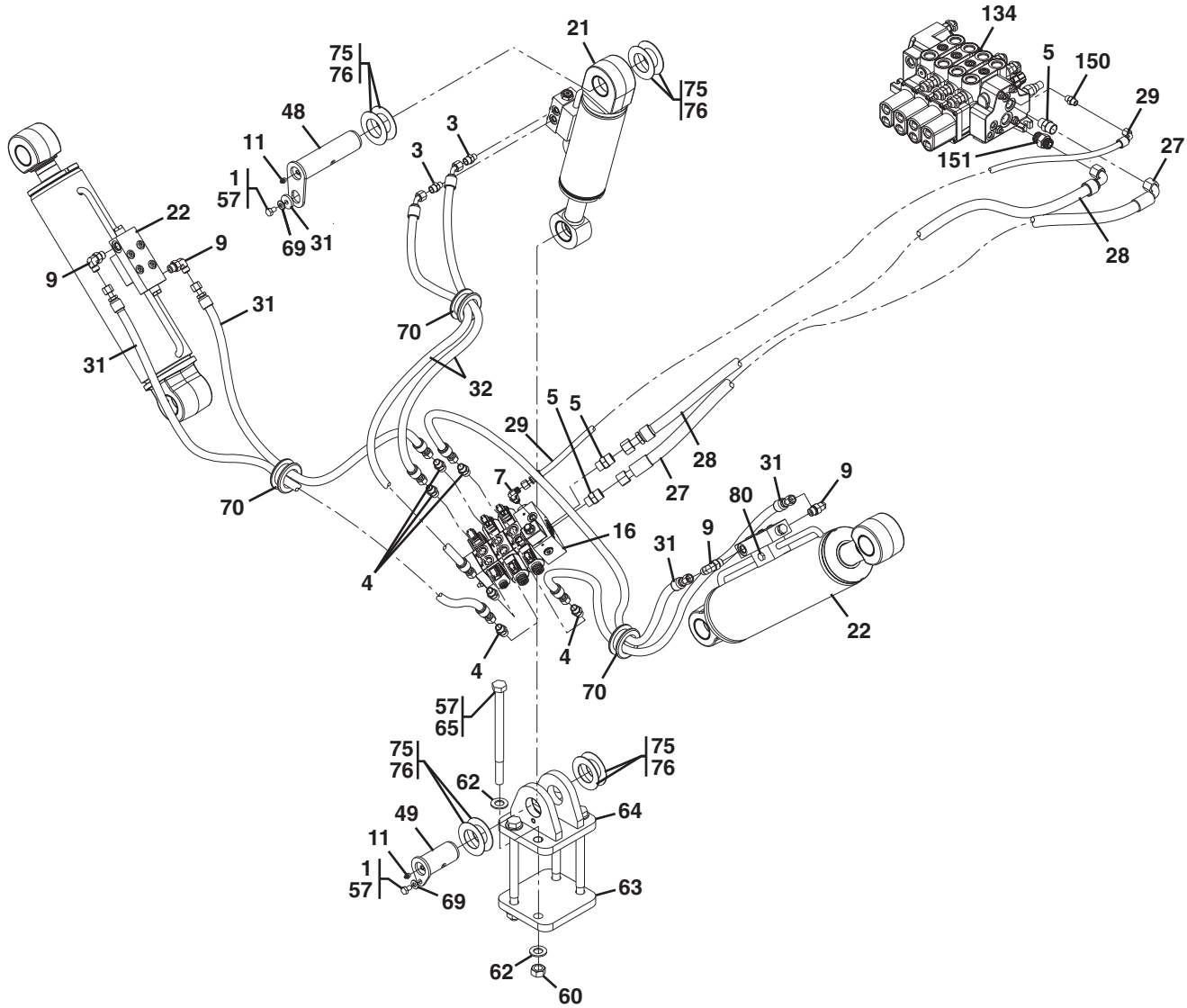
Item	Part Number	Qty.	Description	Rev.
2	8T-4971	2	HEX HD CAPSCREW, M6X30, GR8.8	
3	297-7089	4	HEX HD CAPSCREW, M6X45, GR8.8	
4	9X-2041	2	TRUSS HD CAPSCREW, M10X20, GR8.8	
7	298-0505	2	ELBOW, 90 DEGREES, (includes o-ring)	
8	330-4258	2	NUT	
10	8T-4121	2	WASHER, 10MM	
15	318-7347	1	TWIN HOSE ASSY	
16	8T-4205	6	WASHER	
17	318-2502	2	CLAMP W/COVER	
19	315-3996	2	CLAMP	
23	318-2518	1	PIPE ASSY	
24	318-2519	1	PIPE ASSY	
25	318-7389	1	PIPE ASSY	
36	330-4257	2	COVER PLATE	
101	7X-2534	2	HEX HD CAPSCREW, M6X50, GR8.8	
102	7X-0818	2	HEX HD CAPSCREW, M8X45, GR8.8	
112	298-0465	2	ADAPTER, (includes o-ring)	
124	8T-4205	2	WASHER, 6MM	
125	8T-4224	2	WASHER, 8MM	
140		Ref	MAIN CONTROL VALVE, (see Figure 9-9 for details)	
152	318-7384	2	COVER PLATE	
153	337-6267	2	CLAMP	
157	348-3530	1	HOSE ASSY	
158	348-3529	1	HOSE ASSY	
201	3T-0849	2	SOCKET HD CAPSCREW, M6X25, GR8.8	
208		Ref	CAT THREADLOCK	
217	342-9595	1	CLAMP	

NOTE: ITEM NUMBERS NOT LISTED ARE NOT USED ON THIS FIGURE

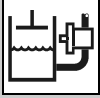


HYDRAULIC CIRCUITS

Figure 8-9 Frame Level & Outrigger



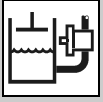
PAM0831



HYDRAULIC CIRCUITS

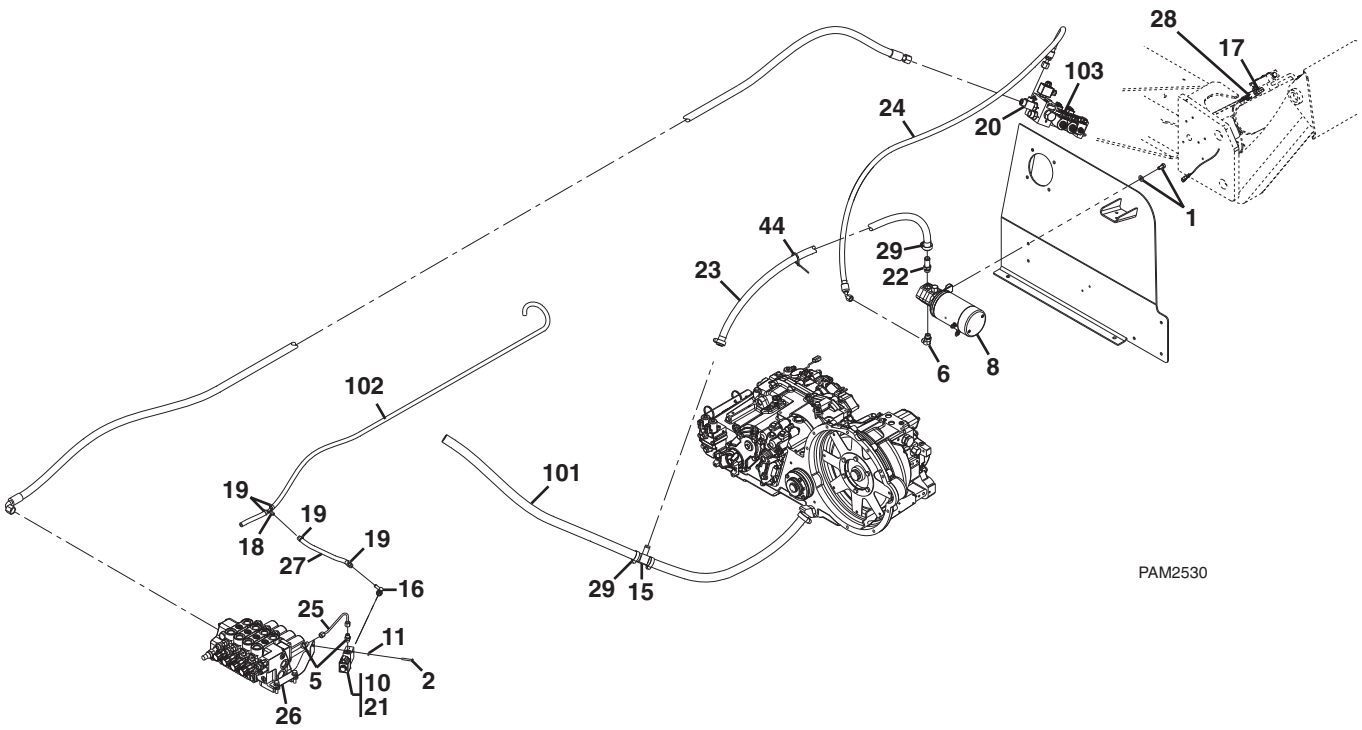
Figure 8-9 Frame Level & Outrigger

Item	Part Number	Qty.	Description	Rev.
1	8T-4191	2	HEX HD CAPSCREW, 10X16mm, GR8.8, (torque to 55 Nm)	
3	298-7358	2	ADAPTER, (includes o-ring)	
4	298-0462	6	ADAPTER, (includes o-ring)	
5	298-0466	4	ADAPTER, (includes o-ring)	
7	298-0472	1	ELBOW, 90 DEGREES, (includes o-ring)	
9	303-4754	4	ELBOW, 90 DEGREES, (includes o-ring)	
11	323-5623	2	GREASE FITTING, STRAIGHT	
16		Ref	FRAME LEVEL & OUTRIGGER VALVE, (see Figure 8-9 for details)	
19	327-5536	4	STUD, 6X30mm	
21		Ref	FRAME LEVEL CYLINDER, (see Figure 9-5 for details)	
22		Ref	OUTRIGGER CYLINDER, (see Figure 9-6 for details)	
27	315-4013	1	HOSE ASSY	
28	315-4014	1	HOSE ASSY	
29	315-3975	1	HOSE ASSY	
31	315-3977	4	HOSE ASSY	
32	315-3978	2	HOSE ASSY	
47	7X-0632	1	HARD WASHER	
48	318-7357	1	PIN	
49	318-7360	1	PIN	
57		AR	CAT THREADLOCK	
60	6V-7742	4	HEX NUT, M20X2.5	
62	329-7279	8	WASHER, 20mm	
63		1	PLATE	
64	332-7539	1	BRACKET	
65	199-7178	4	HEX HD BOLT	
69	8T-4121	2	FLAT WASHER, 10mm	
70	323-7364	3	GROMMET	
71	8T-4205	4	FLAT WASHER, 6mm	
73	5C-2890	4	HEX NUT, 6X1mm, (torque to 12 Nm)	
75	309-6302	AR	SHIM	
76	323-7264	AR	SHIM	
80	303-4765	2	PLUG	
134		Ref	MAIN CONTROL VALVE, (see Figure 9-9 for details)	
150	298-7356	1	ADAPTER, (includes o-ring)	
151	309-2963	1	ADAPTER, (includes o-ring)	
NOTE: ITEM NUMBERS NOT LISTED ARE NOT USED ON THIS FIGURE				

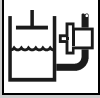


HYDRAULIC CIRCUITS

Figure 8-10 Platform Hydraulics



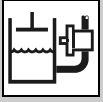
PAM2530



HYDRAULIC CIRCUITS

Figure 8-10 Platform Hydraulics

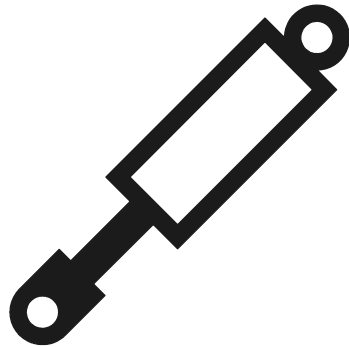
Item	Part Number	Qty.	Description	Rev.
1		Ref	AUXILIARY POWER PUMP MOUNTING HARDWARE, (see Figure 10-7 for details)	
2	8C-8451	2	HEX HD CAPSCREW, M6X40, GR8.8	
5	298-7356	2	ADAPTER, (includes o-ring)	
6	303-4754	1	90 DEGREE ADAPTER, (includes o-ring)	
8		Ref	AUX POWER PUMP, (see Figure 10-7 for details)	
10	331-0933	1	2-WAY OPEN DIVERTER VALVE	
	335-2155	1	COIL	
	335-2156	1	SOLENOID CARTRIDGE	
	335-2157	1	VALVE BODY	
11	8T-4205	2	WASHER, 6MM	
15	142-8320	1	TEE	
16	150-3030	1	ADAPTER	
17	339-3019	1	ADAPTER, (includes o-ring)	
18	187-5086	1	TEE	
19	1P-4278	4	HOSE CLAMP, 6-15X8	
20	235-3606	1	TEE	
21		AR	CAT THREADLOCK	
22	331-0926	1	CONNECTOR	
23	136-1955	1	HOSE ASSY	
24	331-0908	1	HOSE ASSY	
25	331-0927	1	DIVERTER VALVE TUBE	
26	331-0929	1	DIVERTER VALVE BRACKET	
27	331-0930	1	HOSE ASSY	
28		Ref	PRESSURE SWITCH, (see Figure 10-7 for details)	
29	9M-7958	4	CLAMP	
44	342-3862	AR	TIE STRAP	
101		Ref	HOSE ASSY, (see Figure 8-2 for details)	
102		Ref	HOSE ASSY, (see Figure 8-2 for details)	
103		Ref	OUTRIGGER & FRAME LEVEL VALVE, (see Figure 9-14 for details)	
NOTE: ITEM NUMBERS NOT LISTED ARE NOT USED ON THIS FIGURE				



This Page Intentionally Left Blank

SECTION 9

HYDRAULIC COMPONENTS

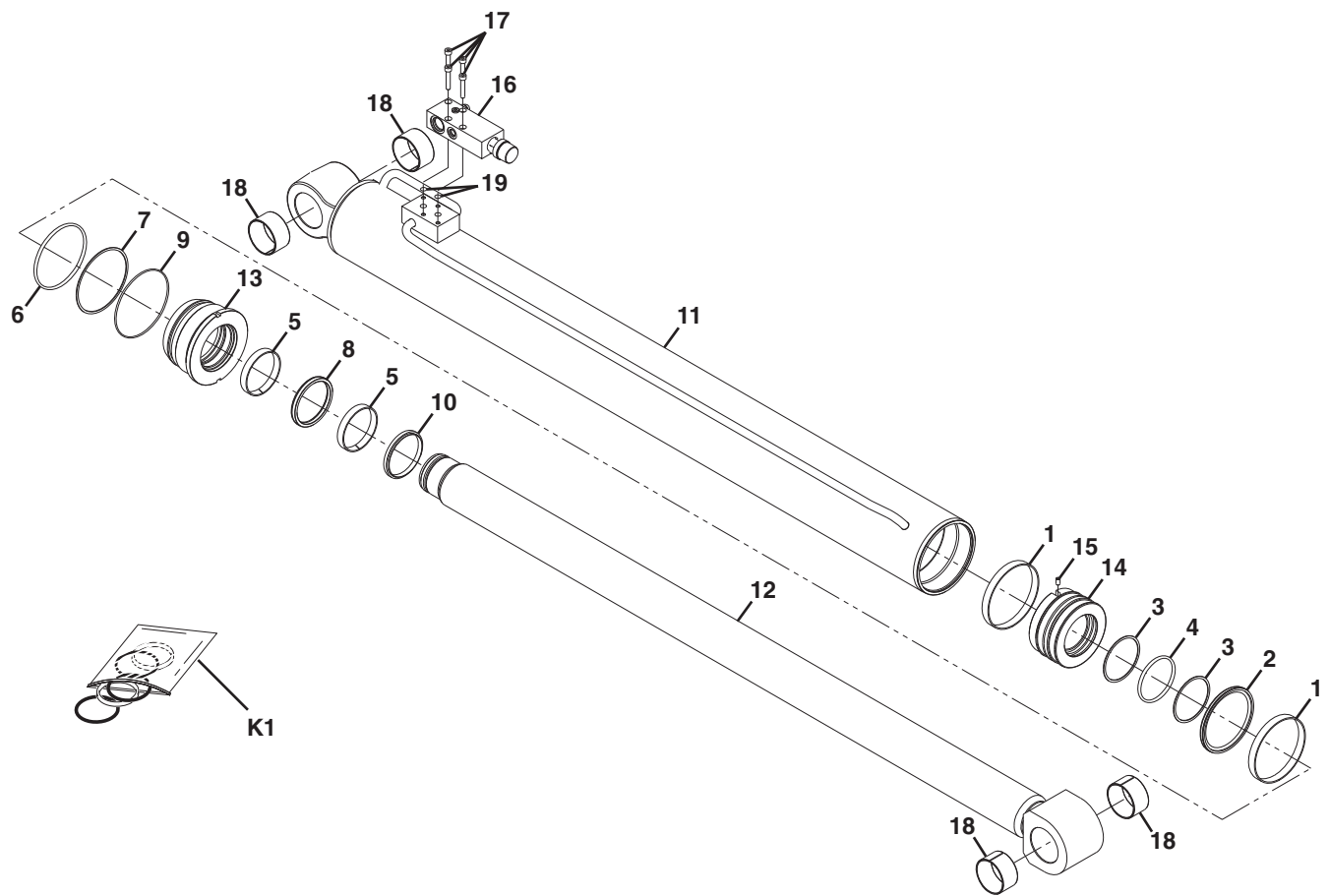




HYDRAULIC COMPONENTS

Figure 9-1 Lift Cylinder

TH414



PAM0971

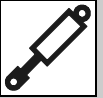


Figure 9-1 Lift Cylinder

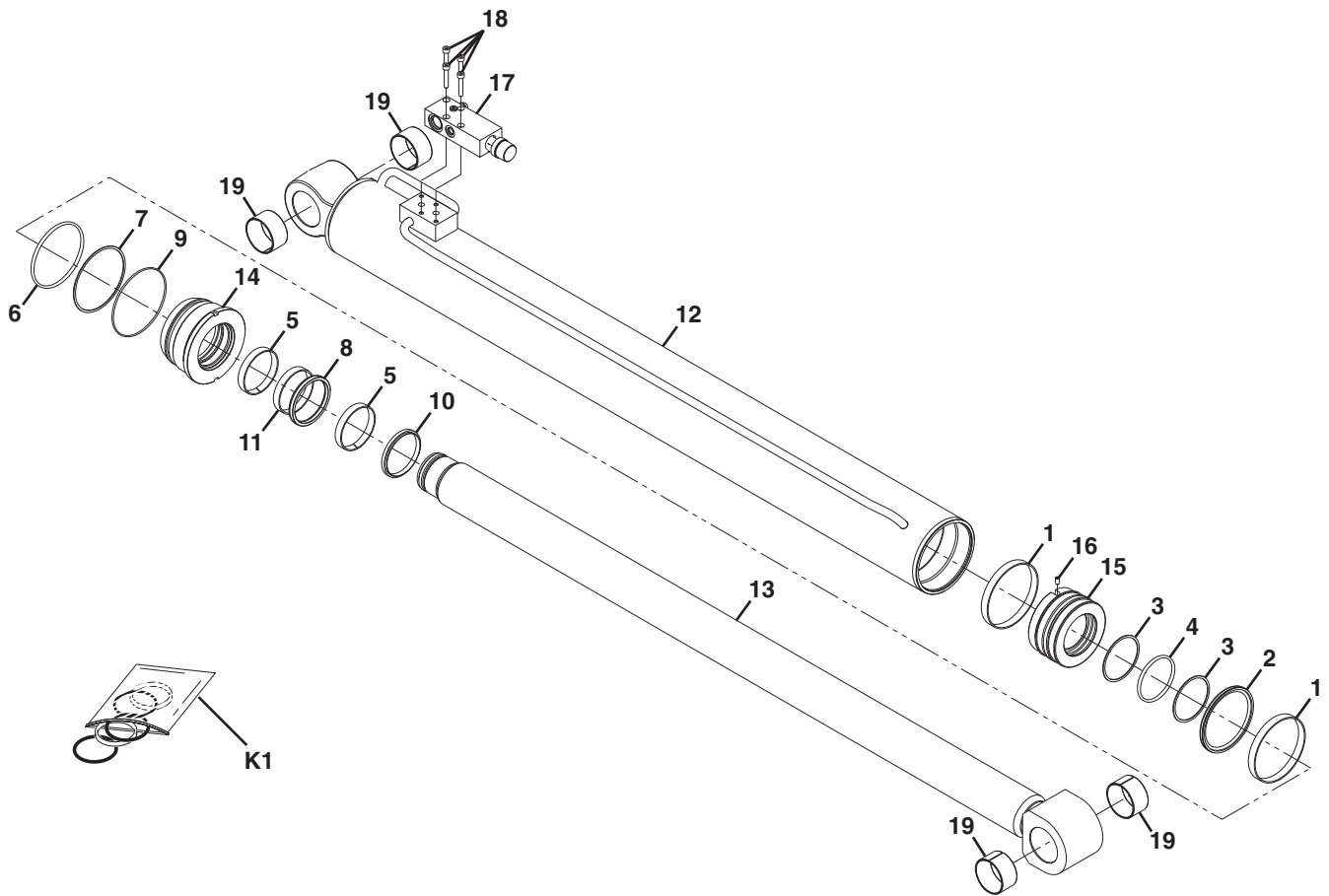
Item	Part Number	Qty.	Description	Rev.
	318-7329	1	LIFT CYLINDER, (includes all items)	B
1	Use kit K1	2	PISTON BEARING	
2	Use kit K1	1	PISTON SEAL	
3	Use kit K1	2	BACK UP RING	
4	Use kit K1	1	O-RING	
5	Use kit K1	2	ROD BEARING	
6	Use kit K1	1	O-RING	
7	Use kit K1	1	BACK UP RING	
8	Use kit K1	1	ROD SEAL	
9	Use kit K1	1	O-RING	
10	Use kit K1	1	WIPER SEAL	
11	316-8083	1	BARREL ASSY	
12	316-8084	1	ROD	
13	316-8085	1	ROD GUIDE	
14	316-8086	1	PISTON	
15	316-8073	1	PISTON LOCKING SCREW	
16	316-8074	1	VALVE BLOCK ASSY, (includes seals)	
17	316-8075	4	SCREW, M8X45	
18	316-8087	4	BUSHING	
19		2	O-RING	
	316-8088	1	SEAL KIT, (includes items 1 thru 10)	



HYDRAULIC COMPONENTS

Figure 9-1 Lift Cylinder

TH417/TH514



PAM2351

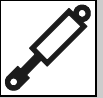


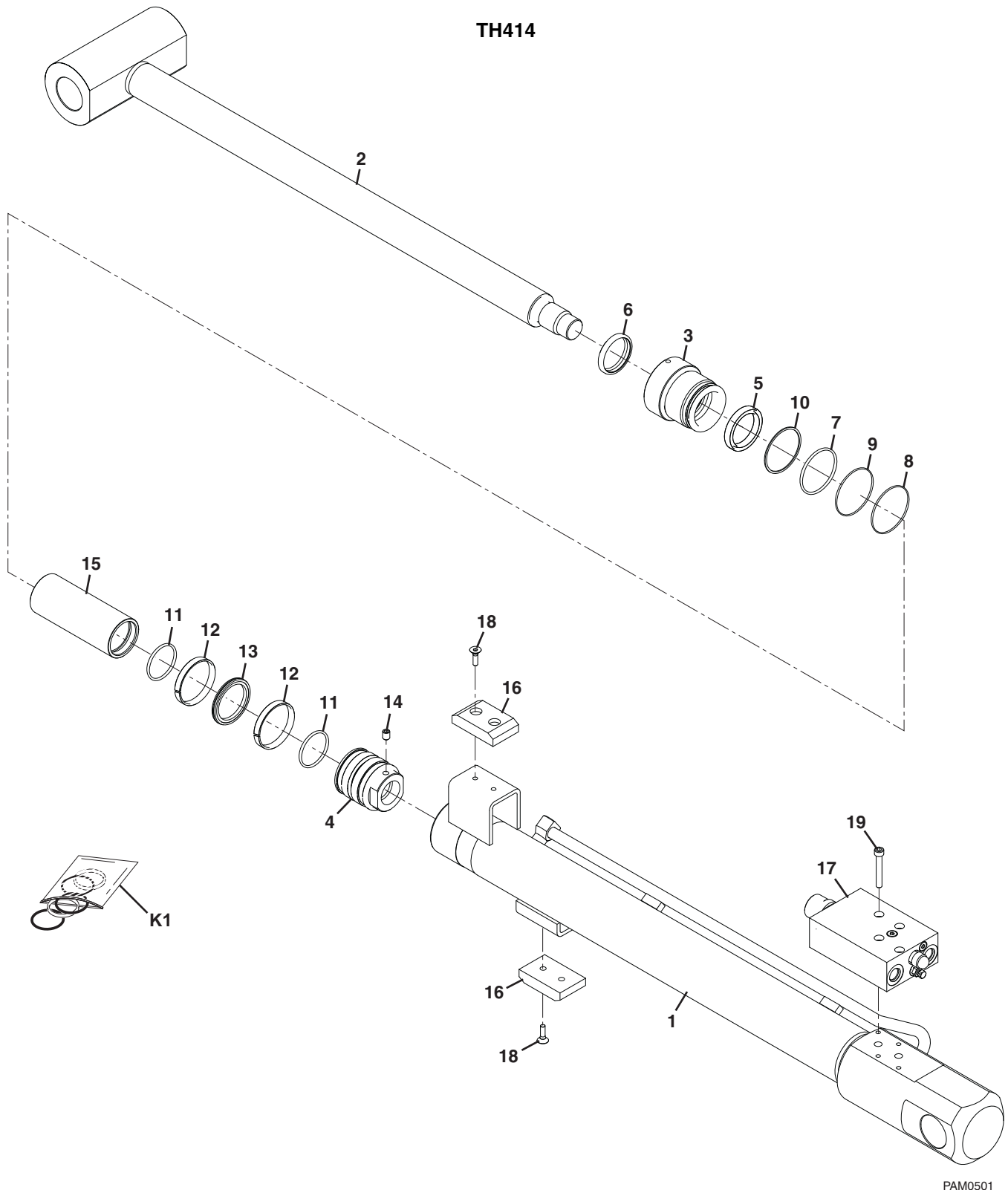
Figure 9-1 Lift Cylinder

Item	Part Number	Qty.	Description	Rev.
	318-7330	1	LIFT CYLINDER, (includes all items)	C
1	Use kit K1	2	PISTON BEARING	
2	Use kit K1	1	PISTON SEAL	
3	Use kit K1	2	BACK UP RING	
4	Use kit K1	1	O-RING	
5	Use kit K1	2	ROD BEARING	
6	Use kit K1	1	O-RING	
7	Use kit K1	1	BACK UP RING	
8	Use kit K1	1	ROD SEAL	
9	Use kit K1	1	O-RING	
10	Use kit K1	1	WIPER SEAL	
11	Use kit K1	1	BUFFER	
12	316-8089	1	BARREL ASSY	
13	316-8090	1	ROD	
14	316-8091	1	ROD GUIDE	
15	316-8092	1	PISTON	
16	316-8073	1	PISTON LOCKING SCREW	
17	316-8074	1	VALVE BLOCK ASSY, (includes seals)	
18	316-8075	4	SCREW, M8X45	
19	316-8087	4	BUSHING	
K1	316-8088	1	SEAL KIT, (includes items 1 thru 11)	



HYDRAULIC COMPONENTS

Figure 9-2 Extend/Retract Cylinder



PAM0501

HYDRAULIC COMPONENTS

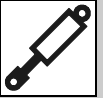


Figure 9-2 Extend/Retract Cylinder

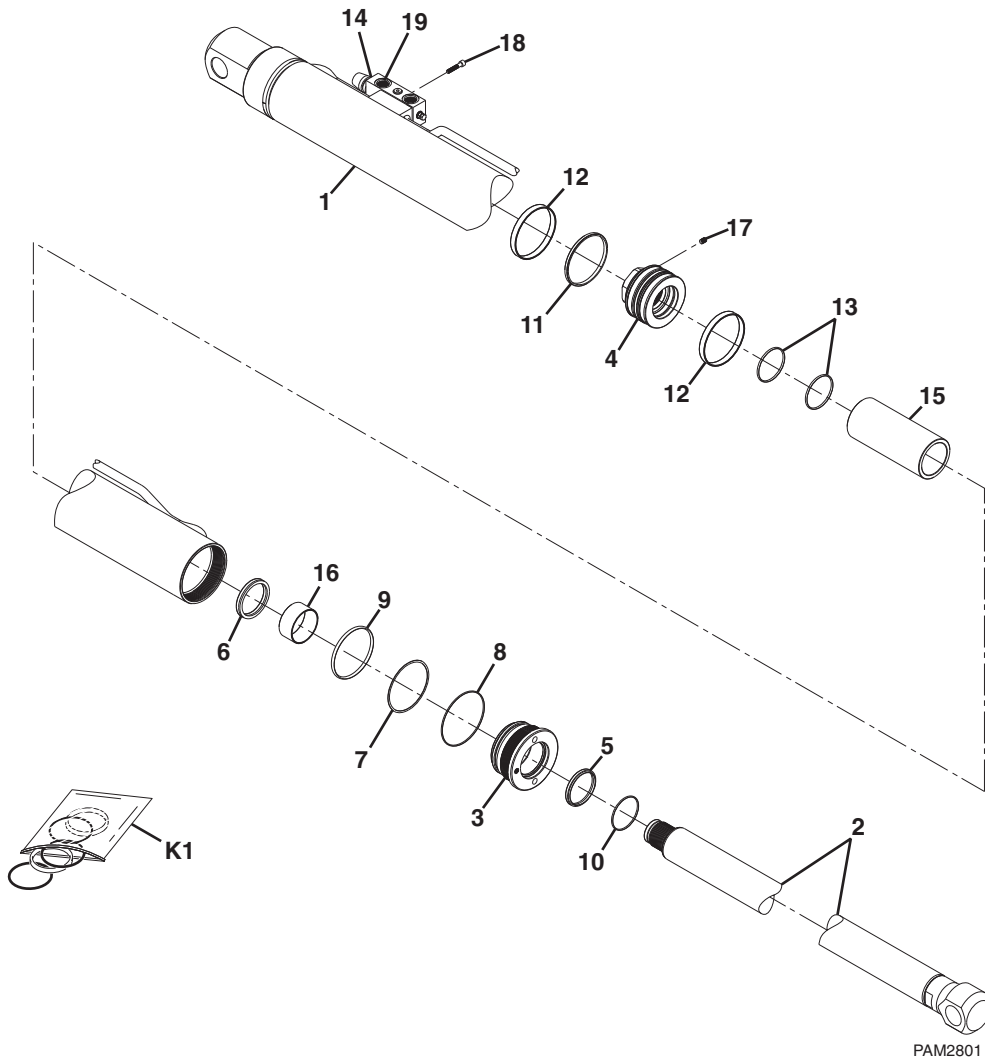
Item	Part Number	Qty.	Description	Rev.
	315-3964	1	EXTEND/RETRACT CYLINDER, (includes all items)	B
1	315-3651	1	CASE ASSY	
2	315-3652	1	PISTON ROD ASSY	
3	315-3653	1	GLAND, (apply delo ml, #5249 & torque to 320-370 Nm)	
4	315-3654	1	PISTON, (torque to 815-865 Nm)	
5	Use kit K1	1	BEARING, (cat high strength / high temperature retaining compound)	
6	Use kit K1	1	WIPER	
7	Use kit K1	1	ROD SEAL	
8	Use kit K1	1	O-RING	
9	Use kit K1	1	BACKRING	
10	Use kit K1	1	O-RING	
11	Use kit K1	1	PISTON SEAL	
12	Use kit K1	2	PISTON GUIDE RING	
13	Use kit K1	2	O-RING	
14	Use kit K1	1	SET SCREW, M10X16, (apply cat high strength / high temperature retaining compound & torque to 20-25 Nm)	
15	315-3655	1	SPACER	
16	315-3674	2	BUFFER DISC	
17	315-3988	1	LOAD CONTROL VALVE	
18	315-3676	4	COUNTERSUNK SCREW, (apply cat high strength / high temperature retaining compound & torque to 20-25 Nm)	
19	315-3647	4	HEX SOCKET HEAD SCREW, M8X45	
K1	315-3656	1	SEAL KIT, (includes items 5 thru 14)	



HYDRAULIC COMPONENTS

Figure 9-2 Extend/Retract Cylinder

TH417



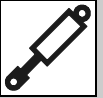


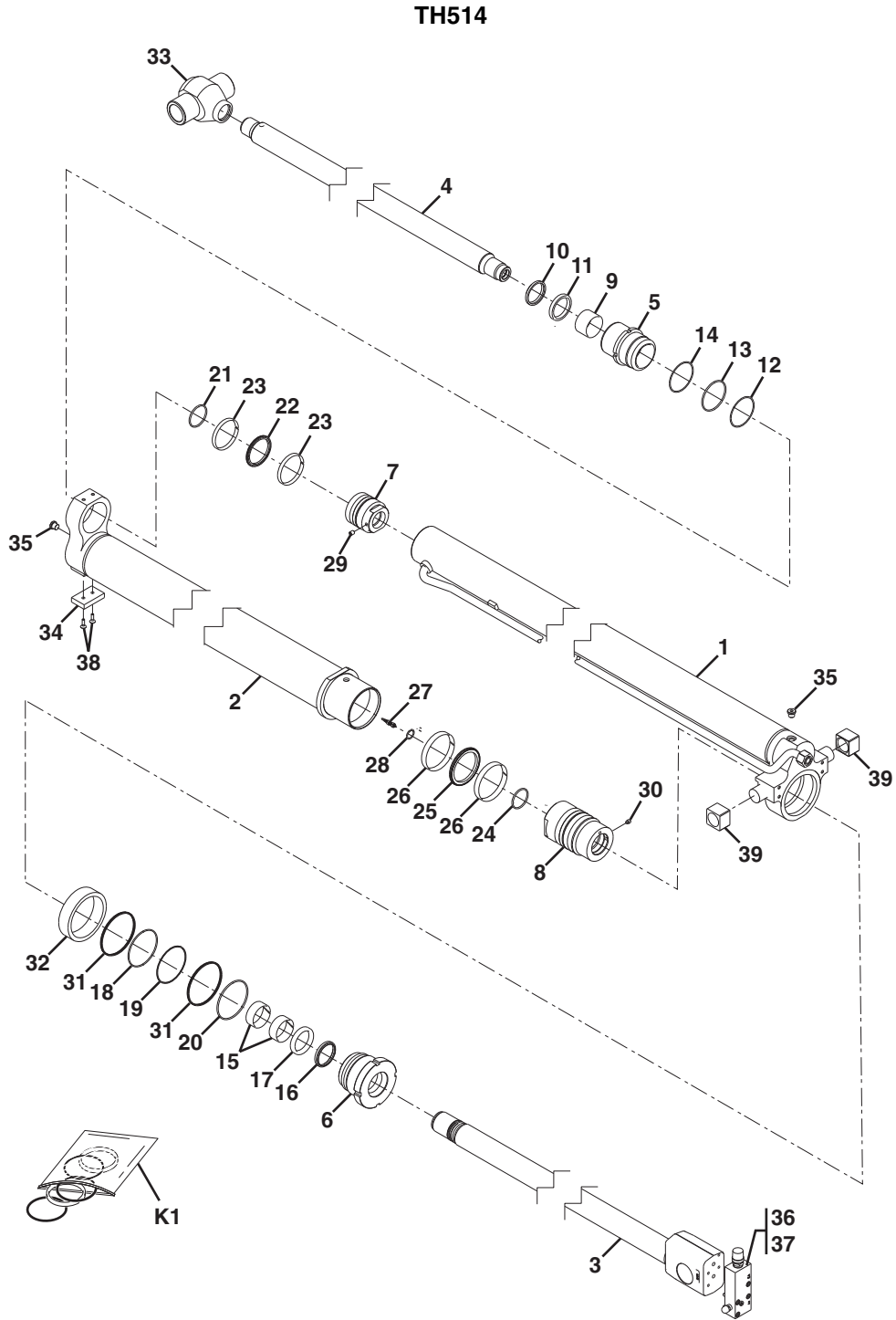
Figure 9-2 Extend/Retract Cylinder

Item	Part Number	Qty.	Description	Rev.
	348-1615	1	EXTEND/RETRACT CYLINDER, (includes all items)	A
	356-0673	1	EXTEND/RETRACT CYLINDER, (Platform) , (includes all items)	A
1	356-2131	1	CASE ASSY	
	356-2142	1	CASE ASSY, (Platform)	
2	356-2132	1	PISTON ROD ASSY	
	356-2143	1	PISTON ROD ASSY, (Platform)	
3	356-2133	1	GLAND	
4	356-2134	1	PISTON	
5	Use kit K1	1	METAL CASED SINGLE LIP WIPER	
6	Use kit K1	1	GLAND SEAL	
7	Use kit K1	1	BACK UP RING	
8	Use kit K1	1	O-RING	
9	Use kit K1	1	O-RING	
10	Use kit K1	1	O-RING	
11	Use kit K1	1	PISTON SEAL	
12	Use kit K1	2	PISTON BEARING RING	
13	Use kit K1	2	O-RING	
14	361-2855	1	LOAD CONTROL VALVE	
15	356-2136	1	SPACER	
16	356-2137	1	BUSHING	
17	356-2138	1	SCREW	
18		4	SCREW	
19	356-2140	1	O-RING	
K1	356-2141	1	SEAL KIT, (includes items 5 thru 13)	
NOTE: ITEM NUMBERS NOT LISTED ARE NOT USED ON THIS FIGURE				



HYDRAULIC COMPONENTS

Figure 9-2 Extend/Retract Cylinder



PAM2661

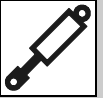


Figure 9-2 Extend/Retract Cylinder

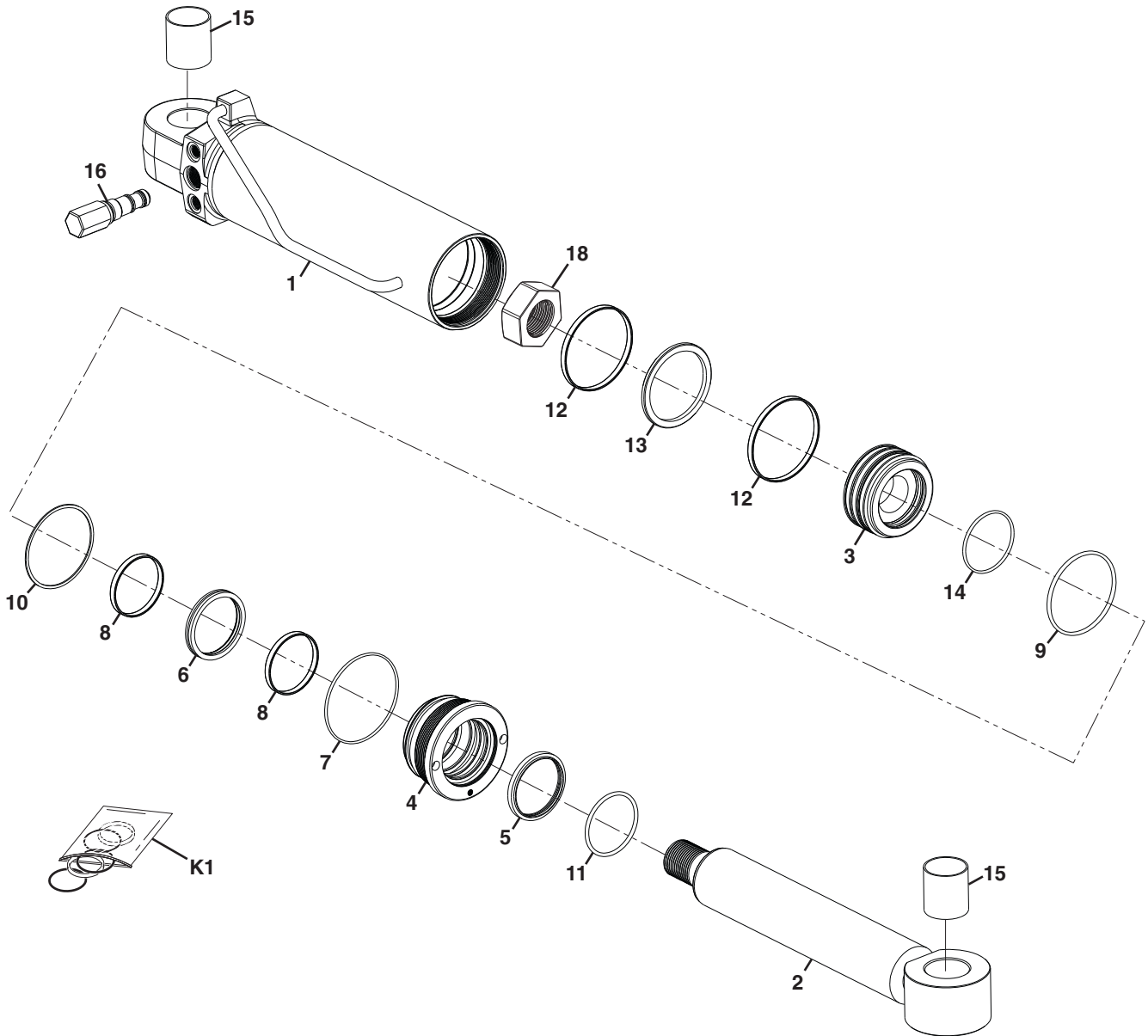
Item	Part Number	Qty.	Description	Rev.
	337-6271	1	EXTEND/RETRACT CYLINDER, (includes all items	C
3	333-0054	1	ROD ASSY	
4	333-0054	1	ROD ASSY	
5	333-0055	1	GLAND	
6	333-0056	1	GLAND	
7	333-0057	1	PISTON	
8	333-0058	1	PISTON	
10	Use kit K1	1	WIPER	
11	Use kit K1	1	ROD SEAL	
12	Use kit K1	1	O-RING	
13	Use kit K1	1	BACK RING	
14	Use kit K1	1	O-RING	
15	Use kit K1	2	ROD GUIDE RING	
16	Use kit K1	1	WIPER RING	
17	Use kit K1	1	ROD SEAL	
18	Use kit K1	1	O-RING	
19	Use kit K1	1	BACKRING	
20	Use kit K1	1	O-RING	
21	Use kit K1	1	O-RING	
22	Use kit K1	1	PISTON SEAL	
23	Use kit K1	2	WEAR RING	
24	Use kit K1	1	O-RING	
25	Use kit K1	1	PISTON SEAL	
26	Use kit K1	2	WEAR RING	
27	315-3670	1	CHECK VALVE	
28	315-3673	1	SNAP RING	
29	Use kit K1	1	SET SCREW	
30	Use kit K1	1	SET SCREW	
31	Use kit K1	2	DUAL SEAL	
32	333-0059	1	SPACER	
33	332-0847	1	ROD-EYE	
34	315-3674	1	BUFFER DISC	
35	315-3675	2	PLUG	
36	333-0063	1	LOAD CONTROL VALVE	
37	333-0064	4	SOCKET HD SCREW	
38	315-3676	2	COUNTERSUNK SCREW	
39	332-0850	2	BEARING	
K1	333-0065		SEAL KIT, (includes items 10 thru 26 & 29 thru 31)	



HYDRAULIC COMPONENTS

Figure 9-3 Tilt Cylinder

TH414, TH417



PAM0994

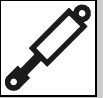


Figure 9-3 Tilt Cylinder

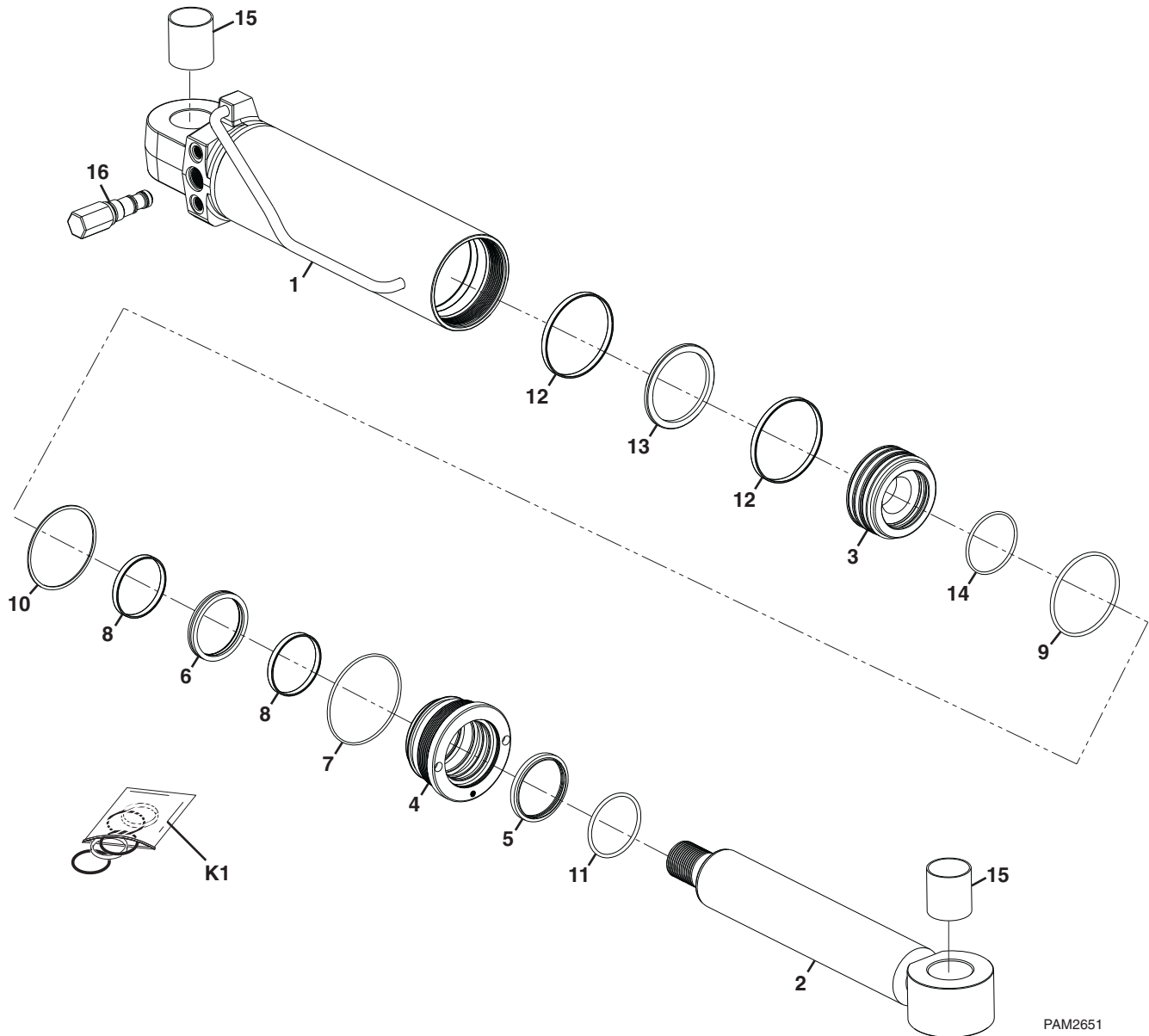
Item	Part Number	Qty.	Description	Rev.
	356-1170	1	TILT CYLINDER, (includes all items)	A
1	356-2126	1	BARREL ASSY	
2	356-2127	1	ROD ASSY	
3	356-2128	1	PISTON HEAD	
4	316-8131	1	GLAND	
5	Use kit K1	1	WIPER SEAL	
6	Use kit K1	1	GLAND SEAL	
7	Use kit K1	1	O-RING	
8	Use kit K1	2	WEAR RING	
9	Use kit K1	1	O-RING	
10	Use kit K1	1	SEAL	
11	Use kit K1	1	O-RING	
12	Use kit K1	2	WEAR RING	
13	Use kit K1	1	PISTON SEAL	
14	Use kit K1	1	O-RING	
15	328-5242	2	BUSHING	
16	188-3214	1	LOAD CONTROL VALVE	
17	356-2129	1	SNAP RING, (not shown)	
18	356-2130	1	NUT	
K1	316-8132	1	SEAL KIT, (includes items 5 thru 14)	



HYDRAULIC COMPONENTS

Figure 9-3 Tilt Cylinder

TH514



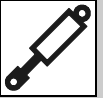


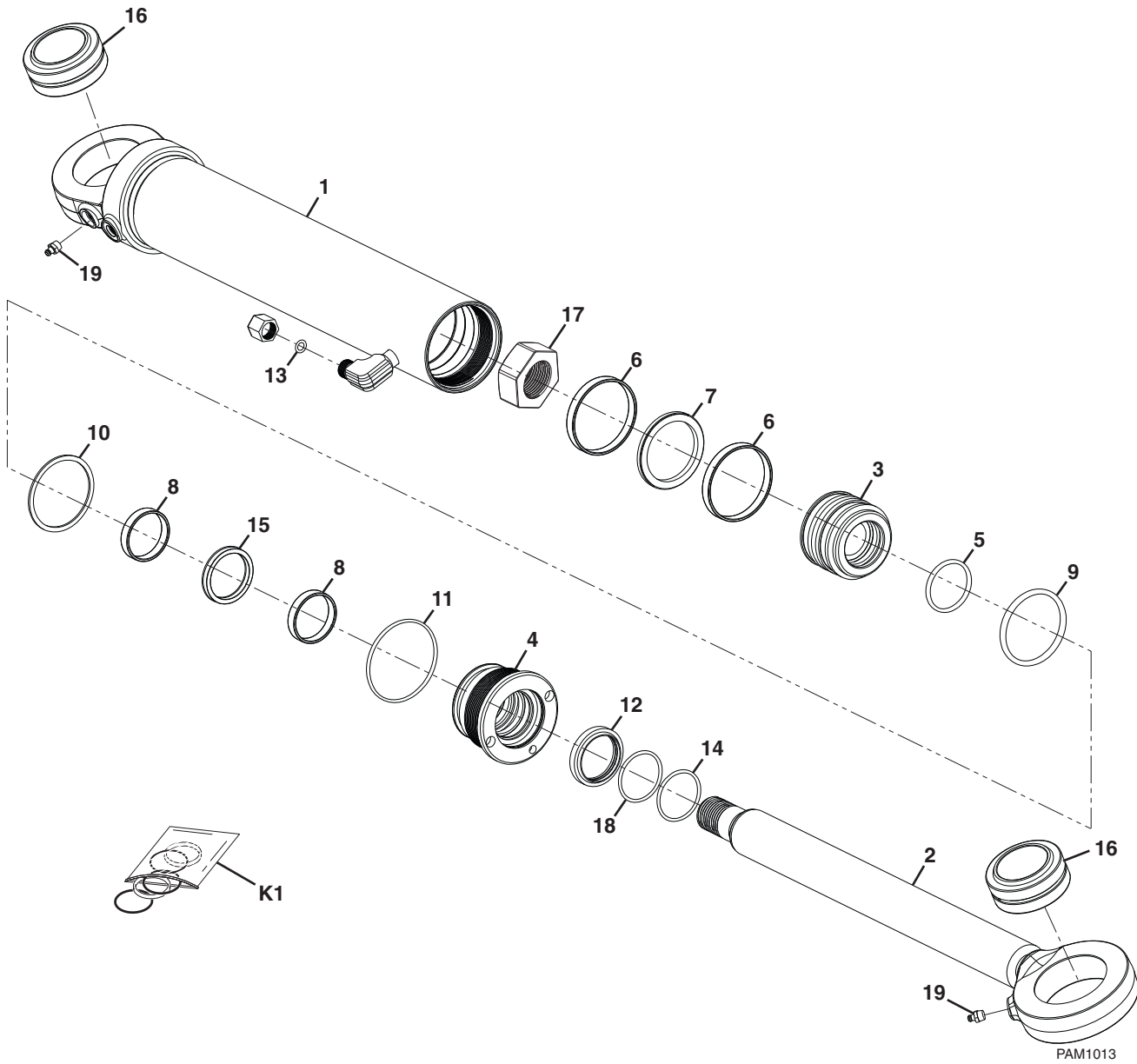
Figure 9-3 Tilt Cylinder

Item	Part Number	Qty.	Description	Rev.
	320-8550	1	TILT CYLINDER, (includes all items)	A
1	316-8133	1	BARREL ASSY	
2	316-8134	1	ROD ASSY	
3	316-8135	1	PISTON HEAD	
4	316-8136	1	GLAND	
5	Use kit K1	1	WIPER SEAL	
6	Use kit K1	1	GLAND SEAL	
7	Use kit K1	1	O-RING	
8	Use kit K1	2	WEAR RING	
9	Use kit K1	1	O-RING	
10	Use kit K1	1	SEAL	
11	Use kit K1	1	O-RING	
12	Use kit K1	2	WEAR RING	
13	Use kit K1	1	PISTON SEAL	
14	Use kit K1	1	O-RING	
15	328-5242	2	BUSHING	
16	188-3214	1	LOAD CONTROL VAVLE	
K1	316-8137	1	SEAL KIT, (includes items 5 thru 14)	



Figure 9-4 Compensation Cylinder

TH414



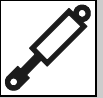


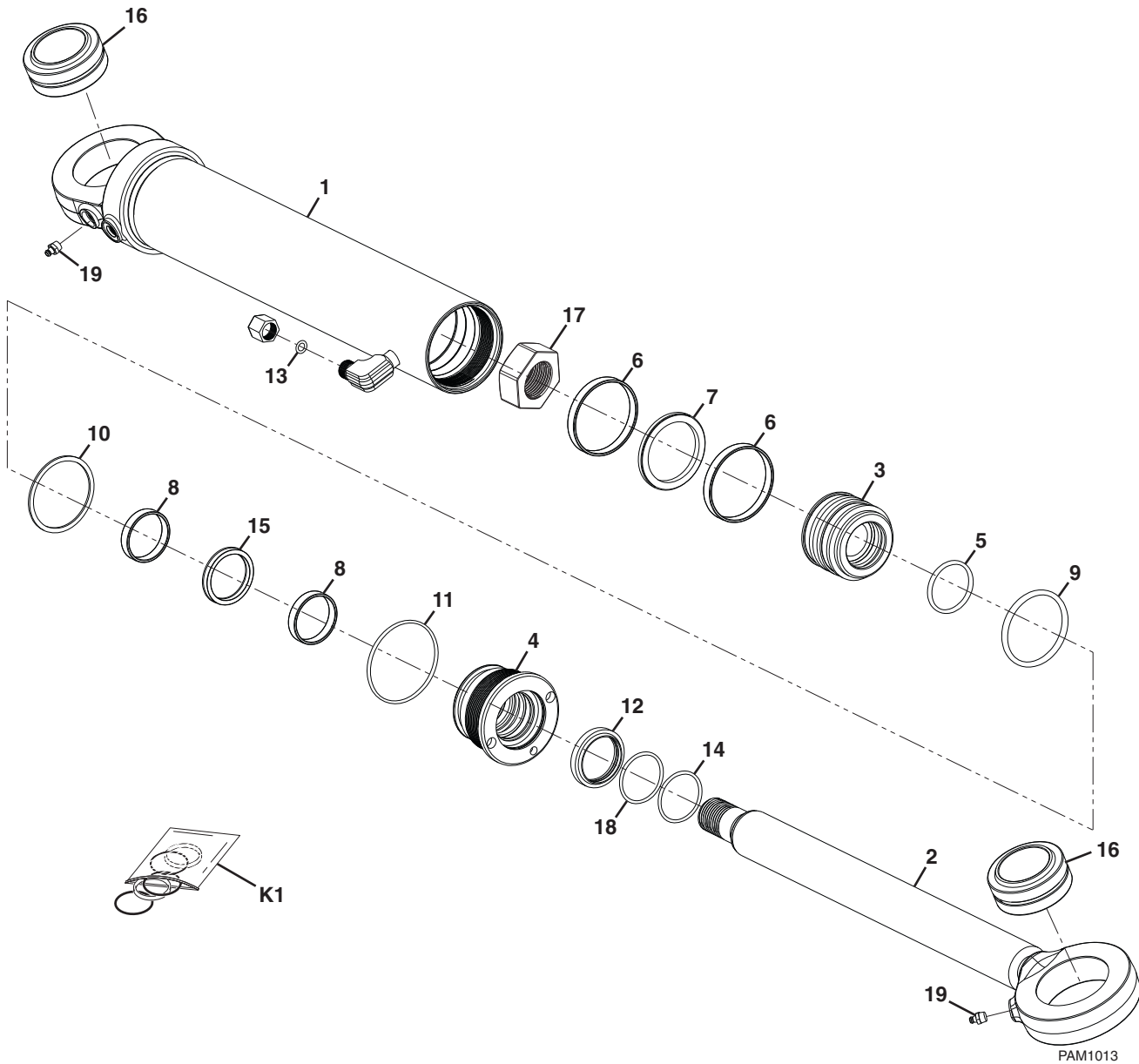
Figure 9-4 Compensation Cylinder

Item	Part Number	Qty.	Description	Rev.
	315-3969	1	COMPENSATION CYLINDER, (includes all items)	C
1	316-8143	1	BARREL ASSY	
2	316-8144	1	ROD ASSY	
3	316-8145	1	PISTON HEAD	
4	316-8146	1	GLAND	
5	Use kit K1	1	O-RING	
6	Use kit K1	2	WEAR RING	
7	Use kit K1	1	PISTON SEAL	
8	Use kit K1	2	ROD SEAL	
9	Use kit K1	1	O-RING	
10	Use kit K1	1	BACKUP RING	
11	Use kit K1	1	O-RING	
12	Use kit K1	1	WIPER SEAL	
13	Use kit K1	1	O-RING	
14	Use kit K1	1	O-RING	
15	Use kit K1	1	GLAND SEAL	
16	328-5240	2	BUSHING	
17	356-2148	1	NUT	
18		1	SNAP RING	
19	356-2150	2	STRAIGHT GREASE NIPPLE	
K1	316-8147	1	SEAL KIT, (includes items 5 thru 15)	



Figure 9-4 Compensation Cylinder

TH414



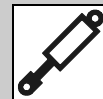


Figure 9-4 Compensation Cylinder

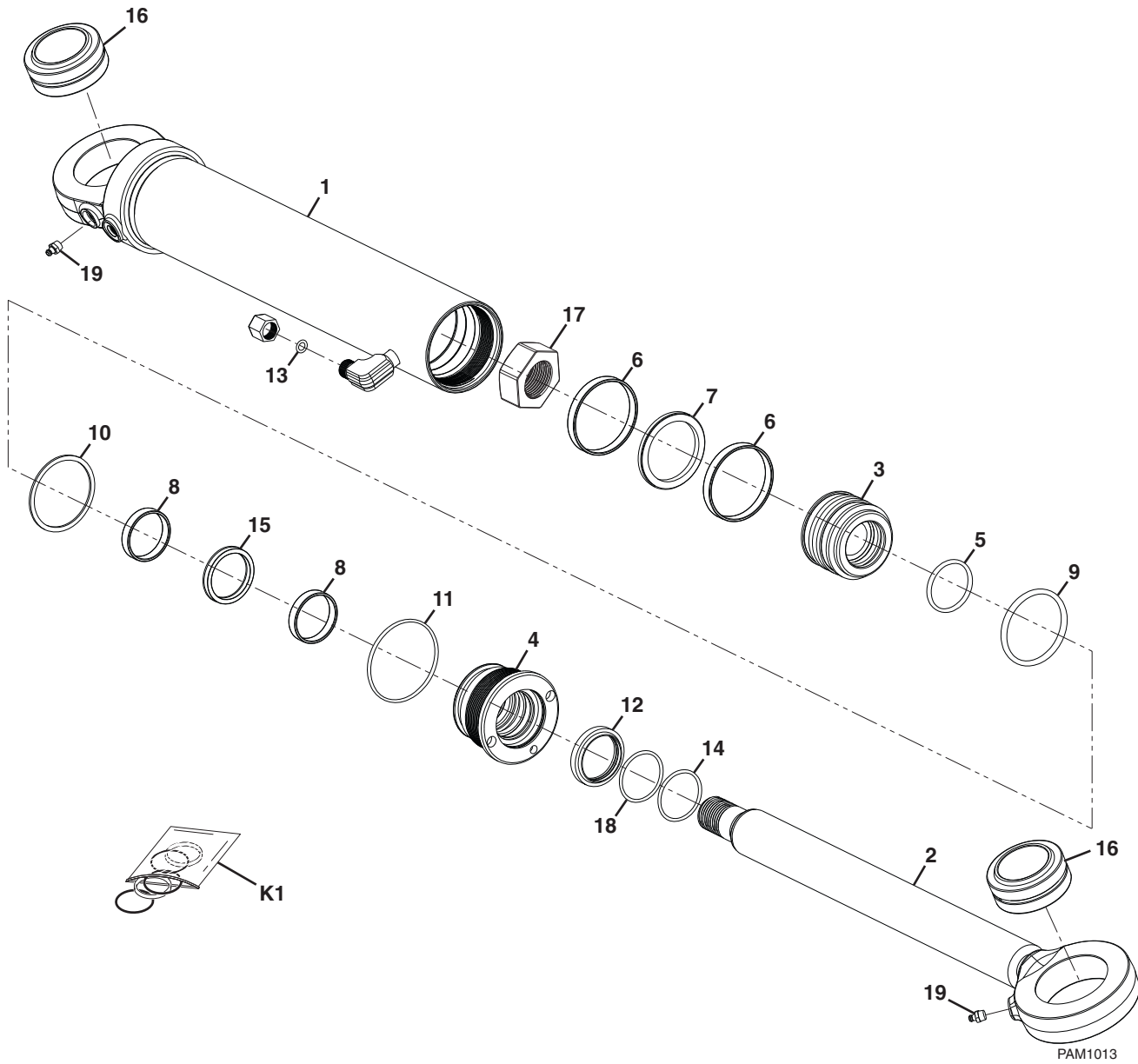
Item	Part Number	Qty.	Description	Rev.
	330-7623	1	COMPENSATION CYLINDER, (CE) , (includes all items)	B
	356-1169	1	COMPENSATION CYLINDER, (AUS) , (includes all items)	B
1		1	BARREL ASSY, (CE)	
	356-2144	1	BARREL ASSY, (AUS)	
2		1	ROD ASSY, (CE)	
	356-2145	1	ROD ASSY, (AUS)	
3		1	PISTON HEAD, (CE)	
	356-2147	1	PISTON HEAD, (AUS)	
4		1	GLAND, (CE)	
	356-2146	1	GLAND, (AUS)	
5	Use kit K1	1	O-RING	
6	Use kit K1	2	WEAR RING	
7	Use kit K1	1	PISTON SEAL	
8	Use kit K1	2	ROD SEAL	
9	Use kit K1	1	O-RING	
10	Use kit K1	1	BACKUP RING	
11	Use kit K1	1	O-RING	
12	Use kit K1	1	WIPER SEAL	
13	Use kit K1	1	O-RING	
14	Use kit K1	1	O-RING	
15	Use kit K1	1	GLAND SEAL	
16	328-5240	2	BUSHING, (CE)	
	328-5240	2	BUSHING, (AUS)	
17	356-2148	1	NUT	
18		1	SNAP RING, (CE)	
	356-2149	1	SNAP RING, (AUS)	
19	356-2150	2	STRAIGHT GREASE NIPPLE	
K1	356-2151	1	SEAL KIT, (CE) , (includes items 5 thru 15)	
	356-2151	1	SEAL KIT, (AUS) , (includes items 5 thru 15)	



HYDRAULIC COMPONENTS

Figure 9-4 Compensation Cylinder

TH417



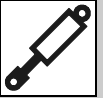


Figure 9-4 Compensation Cylinder

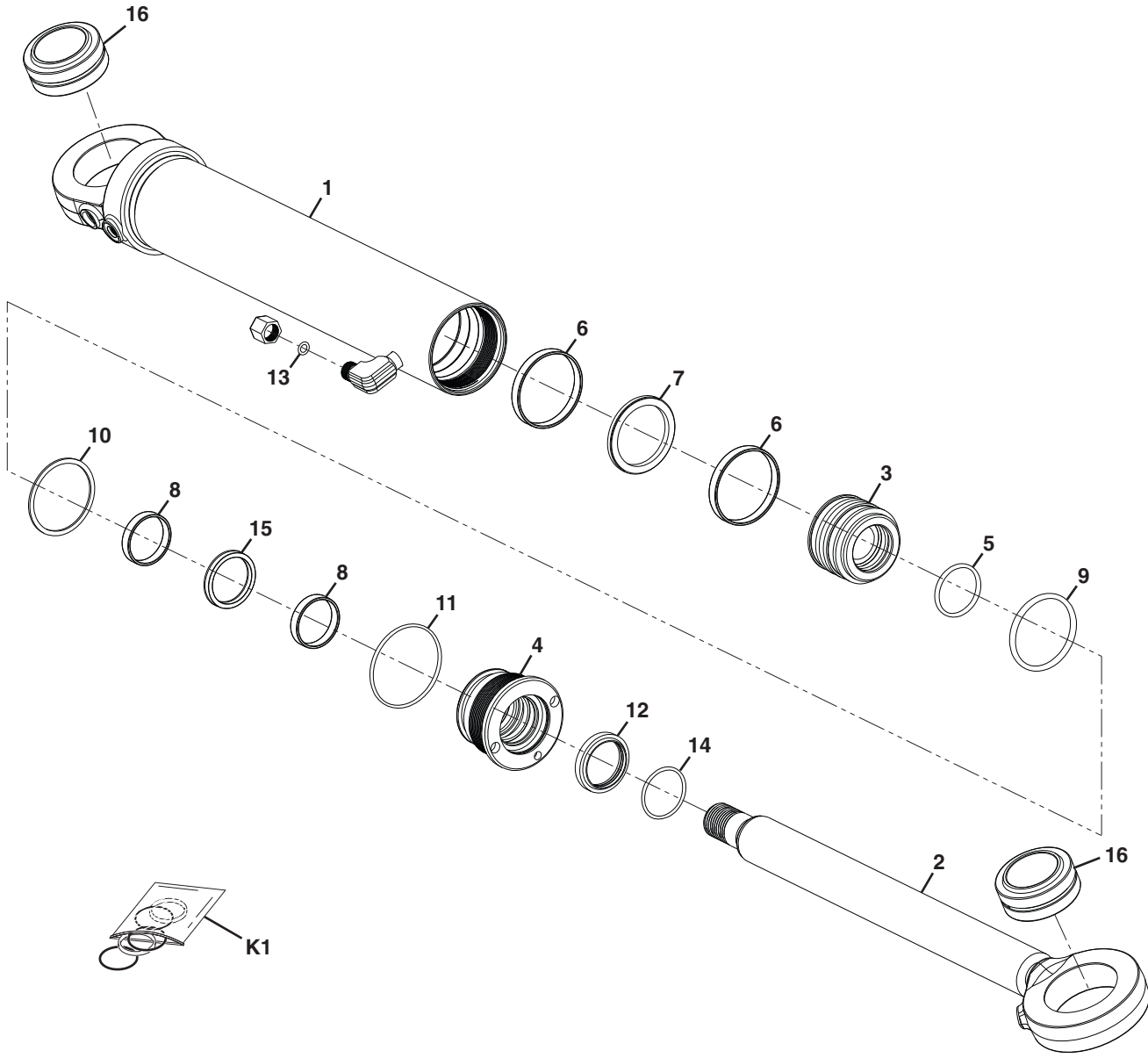
Item	Part Number	Qty.	Description	Rev.
	356-1169	1	COMPENSATION CYLINDER, (includes all items)	B
1	356-2144	1	BARREL ASSY	
2	356-2145	1	ROD ASSY	
3	356-2147	1	PISTON HEAD	
4	356-2146	1	GLAND	
5	Use kit K1	1	O-RING	
6	Use kit K1	2	PISTON BEARING RING	
7	Use kit K1	1	PISTON SEAL	
8	Use kit K1	2	ROD BEARING RING	
9	Use kit K1	1	O-RING	
10	Use kit K1	1	BACK UP RING	
11	Use kit K1	1	O-RING	
12	Use kit K1	1	METAL CASED DOUBLE LIP WIPER	
13	Use kit K1	1	O-RING	
14	Use kit K1	1	O-RING	
15	Use kit K1	1	GLAND SEAL	
16	328-5240	2	BUSHING	
17	356-2148	1	NUT	
18	356-2149	1	SNAP RING	
19	356-2150	2	STRAIGHT GREASE NIPPLE	
K1	356-2151	1	SEAL KIT, (includes items 5 thru 15)	



HYDRAULIC COMPONENTS

Figure 9-4 Compensation Cylinder

TH514



PAM2671

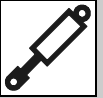


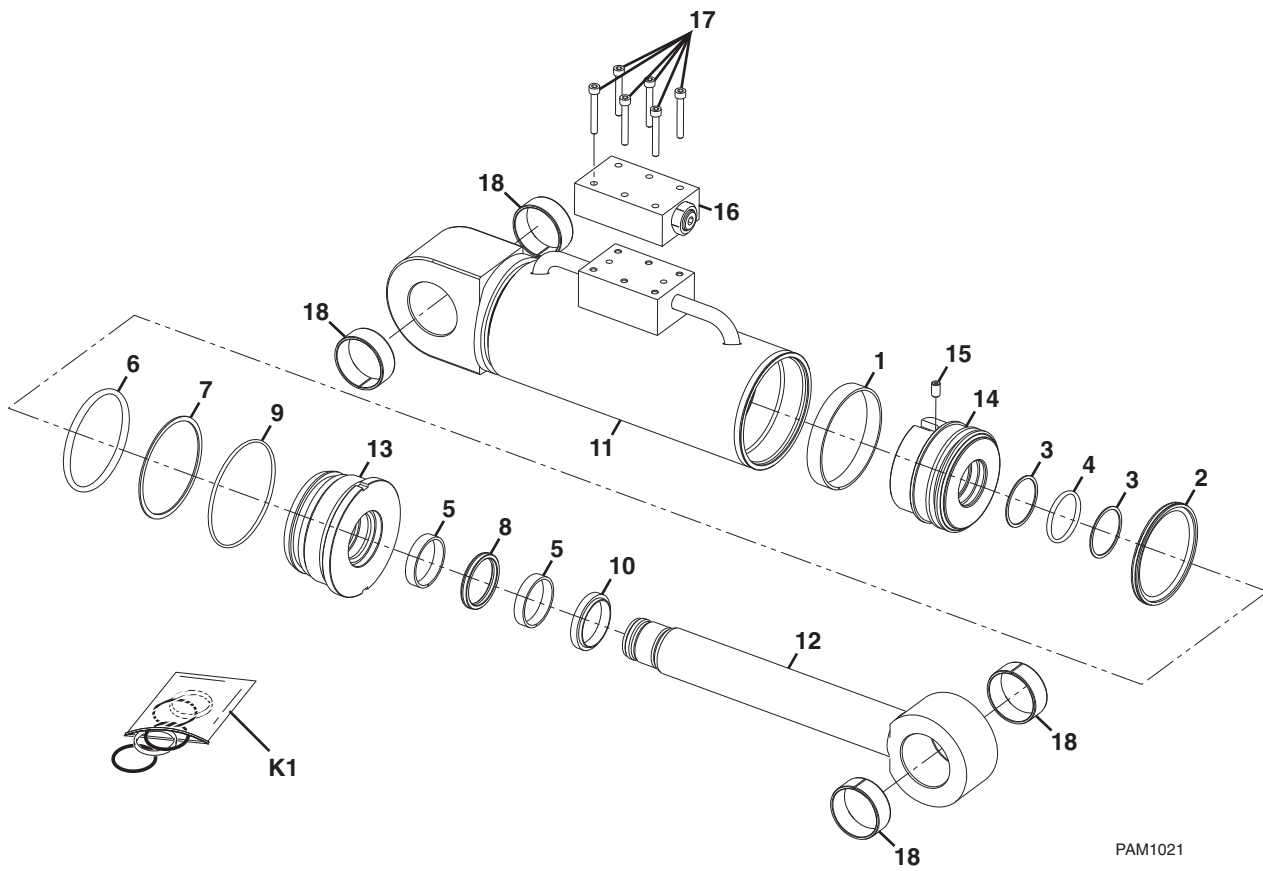
Figure 9-4 Compensation Cylinder

Item	Part Number	Qty.	Description	Rev.
	330-7624	1	COMPENSATION CYLINDER, (includes all items)	A
1	349-5955	1	BARREL ASSY	
2	349-5956	1	ROD ASSY	
3	349-5957	1	PISTON HEAD	
4	349-5958	1	GLAND	
5	Use kit K1	1	O-RING	
6	Use kit K1	2	PISTON RING	
7	Use kit K1	1	PISTON SEAL	
8	Use kit K1	2	ROD BEARING	
9	Use kit K1	1	O-RING	
10	Use kit K1	1	BACK UP RING	
11	Use kit K1	1	O-RING	
12	Use kit K1	1	WIPER SEAL	
13	Use kit K1	1	O-RING	
14	Use kit K1	1	O-RING	
15	Use kit K1	1	GLAND SEAL	
16	328-5240	2	BUSHING	
K1	349-5959	1	SEAL KIT, (includes items 5 thru 15)	



HYDRAULIC COMPONENTS

Figure 9-5 Frame Level Cylinder



PAM1021

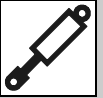


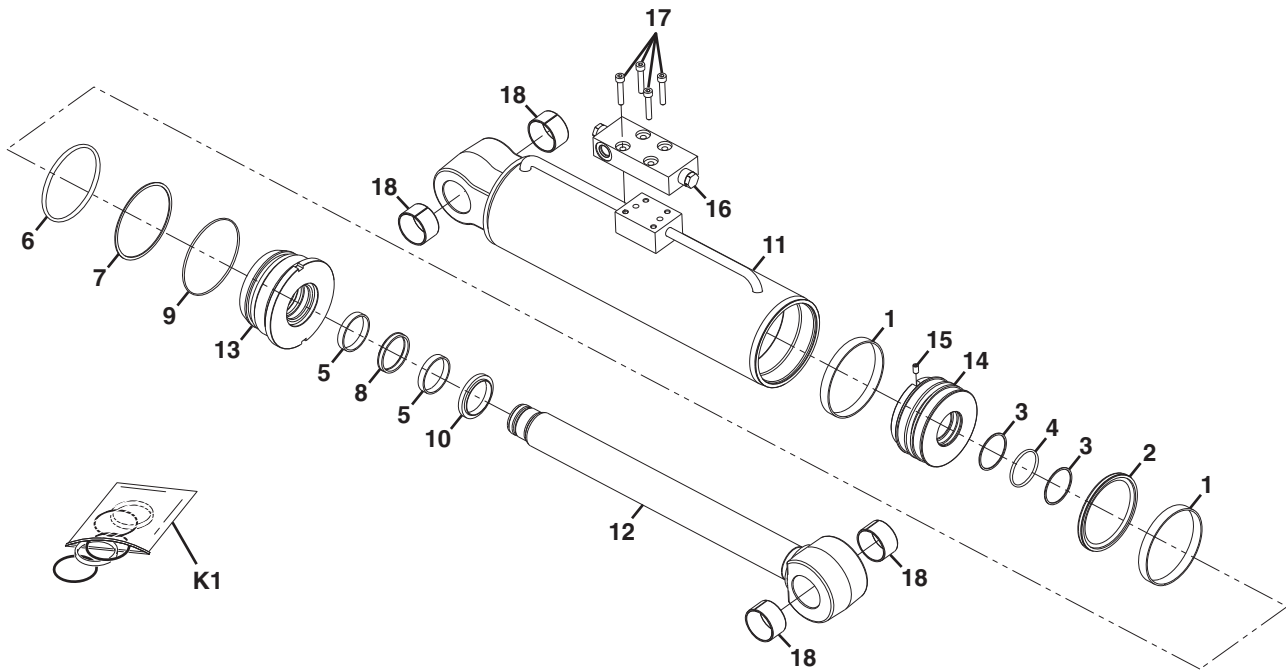
Figure 9-5 Frame Level Cylinder

Item	Part Number	Qty.	Description	Rev.
	318-7331	1	FRAME LEVEL CYLINDER, (TH414) , (includes all items)	C
	318-7332	1	FRAME LEVEL CYLINDER, (TH417, TH514) , (includes all items)	D
1	Use kit K1	1	PISTON BEARING	
2	Use kit K1	1	PISTON SEAL	
3	Use kit K1	2	BACK UP RING	
4	Use kit K1	1	O-RING	
5	Use kit K1	1	BACK UP RING	
6	Use kit K1	1	O-RING	
7	Use kit K1	1	BACK UP RING	
8	Use kit K1	1	ROD SEAL	
9	Use kit K1	1	O-RING	
10	Use kit K1	1	WIPER SEAL	
11	316-8094	1	BARREL ASSY, (TH414)	
	316-8102	1	BARREL ASSY, (TH417, TH514)	
12	316-8095	1	ROD	
13	316-8096	1	ROD GUIDE, (TH414)	
	316-8103	1	ROD GUIDE, (TH417, TH514)	
14	316-8097	1	PISTON, (TH414)	
	316-8104	1	PISTON, (TH417, TH514)	
15	316-8073	1	PISTON LOCKING SCREW	
16	315-3994	1	VALVE BLOCK ASSY, (includes seals)	
17	316-8099	6	SCREW, M6X45	
18	316-8100	4	BUSHING	
K1	316-8101	1	SEAL KIT, (includes items 1 thru 10), (TH414)	
	316-8105	1	SEAL KIT, (includes items 1 thru 10), (TH417, TH514)	



HYDRAULIC COMPONENTS

Figure 9-6 Outrigger Cylinder



PAM1032

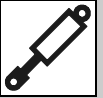


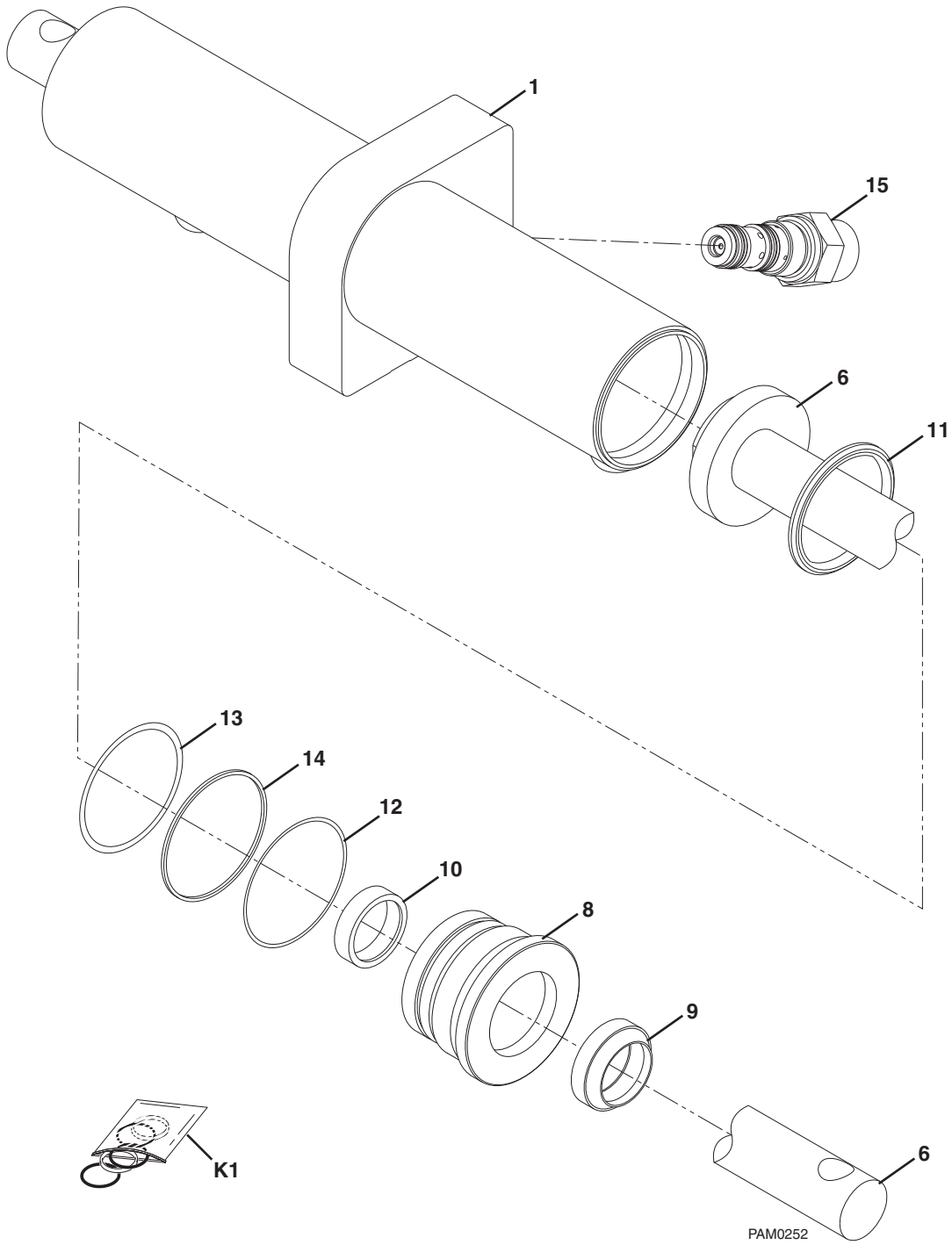
Figure 9-6 Outrigger Cylinder

Item	Part Number	Qty.	Description	Rev.
	318-7333	1	OUTRIGGER CYLINDER, (TH414) , (includes all items)	C
	318-7334	1	OUTRIGGER CYLINDER, (TH417, TH514) , (includes all items)	C
1	Use kit K1	2	PISTON BEARING	
2	Use kit K1	2	PISTON SEAL	
3	Use kit K1	2	BACK UP RING	
4	Use kit K1	1	O-RING	
5	Use kit K1	2	ROD BEARING	
6	Use kit K1	1	O-RING	
7	Use kit K1	1	BACK UP RING	
8	Use kit K1	1	ROD SEAL	
9	Use kit K1	1	O-RING	
10	Use kit K1	1	WIPER SEAL	
11	316-8106	1	BARREL ASSY, (TH414)	
	316-8113	1	BARREL ASSY, (TH417, TH514)	
12	316-8107	1	ROD, (TH414)	
	316-8114	1	ROD, (TH417, TH514)	
13	316-8108	1	ROD GUIDE, (TH414)	
	316-8115	1	ROD GUIDE, (TH417, TH514)	
14	316-8109	1	PISTON, (TH414)	
	316-8116	1	PISTON, (TH417, TH514)	
15	316-8073	1	PISTON LOCKING SCREW	
16	204-6924	1	VALVE BLOCK ASSY, (includes seals)	
17	316-8075	4	SCREW, M8X45	
18	316-8111	4	BUSHING	
K1	316-8112	1	SEAL KIT, (includes items 1 thru 10), (TH414)	
	316-8117	1	SEAL KIT, (includes items 1 thru 10), (TH417, TH514)	



HYDRAULIC COMPONENTS

Figure 9-7 Quick Coupler Cylinder



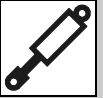


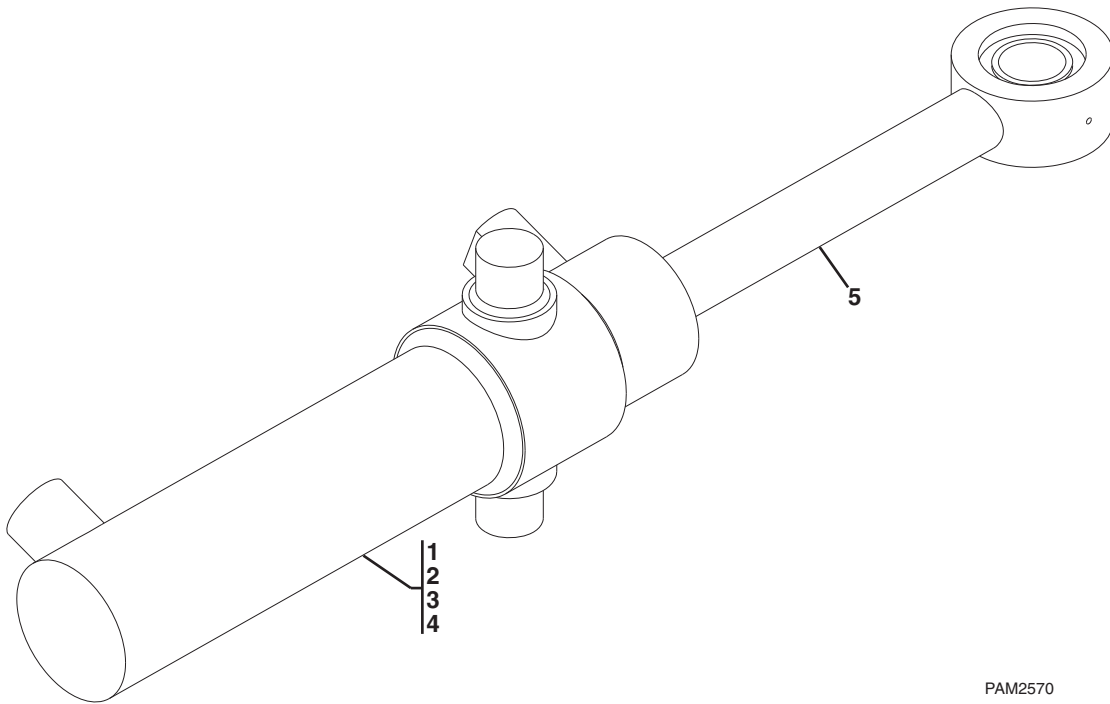
Figure 9-7 Quick Coupler Cylinder

Item	Part Number	Qty.	Description	Rev.
	318-2522	1	QUICK COUPLER CYLINDER, (includes all items)	B
1	315-3678	1	CASE ASSY	D
6	315-3680	2	ROD ASSY	
8	315-3679	2	BEARING	
9	Use kit K1	2	WIPER RING	
10	Use kit K1	2	SEAL	
11	Use kit K1	2	PISTON SEAL	
12	Use kit K1	2	O-RING	
13	Use kit K1	2	O-RING	
14	Use kit K1	2	BACKRING	
15	299-0308	1	LOAD CONTROL VALVE	
K1	305-6015	1	SEAL KIT, (includes items 9 thru 14)	
NOTE: ITEM NUMBERS NOT LISTED ARE NOT USED ON THIS FIGURE				



HYDRAULIC COMPONENTS

Figure 9-8 Platform Rotate Cylinder



PAM2570

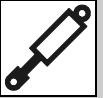


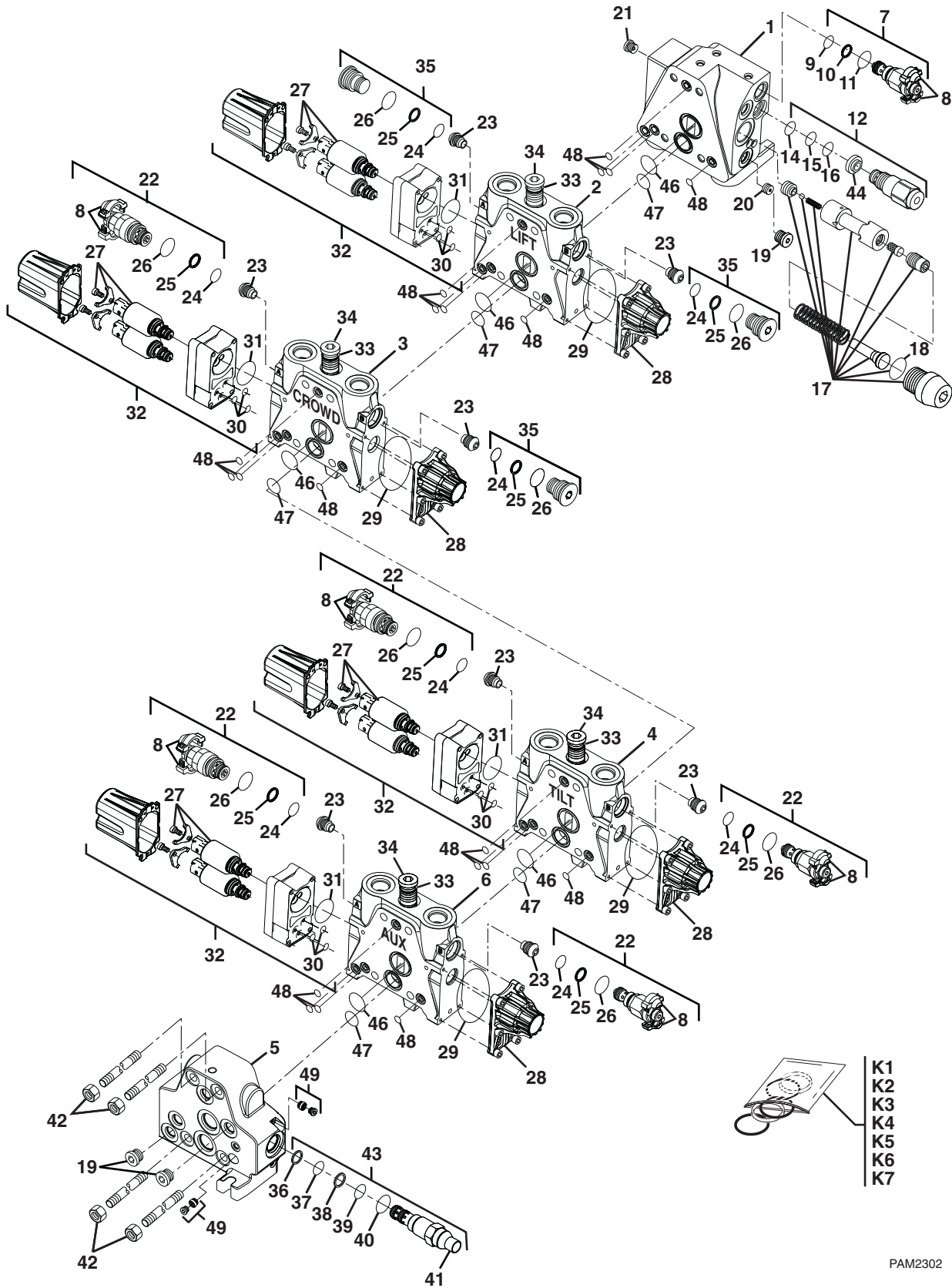
Figure 9-8 Platform Rotate Cylinder

Item	Part Number	Qty.	Description	Rev.
	330-8296	1	THP18S PLATFORM ROTATE CYLINDER, (includes all items)	B
1	335-1612	1	SEAL KIT	
2	335-1613	1	PISTON	
3	335-1614	1	GUIDE	
4	335-1615	1	BODY	
5	335-1616	1	ROD	



HYDRAULIC COMPONENTS

Figure 9-9 Main Control Valve



PAM2302

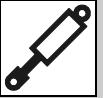


Figure 9-9 Main Control Valve

Item	Part Number	Qty.	Description	Rev.
	337-7048	1	MAIN CONTROL VALVE, (includes all items)	A
1		1	SECTION ASSY, (INLET), (includes items 7 thru 21 & 44)	
2	318-0449	1	SECTION ASSY, (LIFT), (includes items 23 thru 35)	
3	318-0450	1	SECTION ASSY, (TELESCOPE), (includes items 8 & 22 thru 35)	
4	318-0451	1	SECTION ASSY, (TILT), (includes items 8 & 22 thru 35)	
5		1	SECTION ASSY, (OUTLET), (includes items 19, 36 thru 41 & 49)	
6	347-8826	1	SECTION ASSY, (AUXILIARY), (includes items 8 & 22 thru 35)	
7	318-0453	1	PRESSURE RELIEF VALVE, (includes items 8 thru 11)	
8	318-0454	6	LOCKING COVER	
9	Use kit K9	1	O-RING	
10	Use kit K9	1	THRUST RING	
11	Use kit K9	1	O-RING	
12	318-0455	1	FLOW REGULATOR, (includes items 14 thru 16 & 44)	
14	Use kit K5	1	O-RING	
15	Use kit K5	1	THRUST WASHER	
16	Use kit K5	1	O-RING	
17	347-8827	1	REGULATOR KIT, (includes item 18 & shims not shown)	
18	Use kit K2	1	O-RING	
19	318-0457	3	PLUG	
20	318-0458	1	FILTER	
21	318-0459	1	SHUTTLE VALVE	
22	318-0460	5	PRESSURE RELIEF VALVE, (includes items 8 & 24 thru 26)	
23	318-0461	8	CHECK VALVE	
24	Use kit K3	8	O-RING	
25	Use kit K3	8	THRUST WASHER	
26	Use kit K3	8	O-RING	
27	318-0462	4	SOLENOID	
28	318-0474	4	INTERFACE & SOLENOID KIT	
29	Use kit K4	4	O-RING	
30	Use kit K4	4	O-RING	
31	Use kit K4	4	O-RING	
32	318-0463	4	INTERFACE & SOLENOID, (includes items 27, 30 & 31)	
33		4	O-RING	
34	318-0464	4	PRESSURE COMPENSATOR	
35	318-0465	3	PLUG, (includes items 24 thru 26)	
36	Use kit K7	1	THRUST RING	
37	Use kit K7	1	O-RING	
38	Use kit K7	1	O-RING	
39	Use kit K7	1	THRUST RING	
40	Use kit K7	1	O-RING	
41	318-0466	1	VALVE COVER ASSY	
42	318-0467	1	TIE RODS	
43	322-0009	1	PRESSURE REDUCING VALVE, (includes items 36 thru 41)	
44	347-8828	1	FLOW REGULATOR FILTER	
46	Use kit K1	5	O-RING	
47	Use kit K1	5	O-RING	
48	Use kit K1	20	O-RING	
49		2	ACCUMULATOR LOAD CHECK VALVE KIT	



HYDRAULIC COMPONENTS

Figure 9-9 Main Control Valve

Item	Part Number	Qty.	Description	Rev.
K1	347-8829	1	ELEMENT SEAL KIT, (includes items 46 thru 48)	
K2	318-0468	1	REGULATOR SEAL KIT, (includes item 18 & others not shown)	
K3	318-0469	4	PRESSURE RELIEF SEAL KIT, (includes items 24 thru 26)	
K4	318-0470	4	SOLENOID SEAL KIT, (includes items 29 thru 31, & others not shown)	
K5	318-0471	1	FLOW REGULATOR SEAL KIT, (includes items 14 thru 16)	
K6	318-0472	1	PRESSURE RELIEF SEAL KIT, (includes items 9 thru 11)	
K7	318-0473	1	PRESSURE REDUCING SEAL KIT, (includes items 36 thru 40)	

NOTE: ITEM NUMBERS NOT LISTED ARE NOT USED ON THIS FIGURE

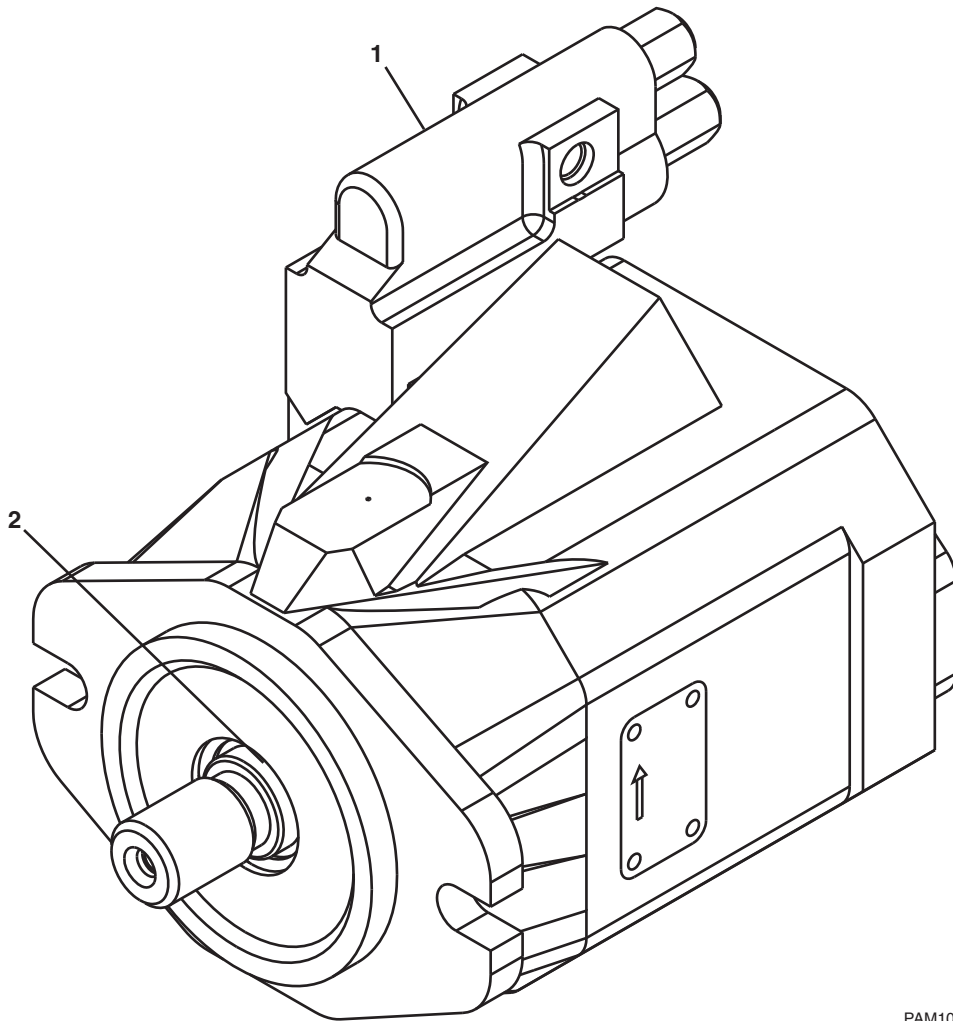


Figure 9-9 Main Control Valve

Item	Part Number	Qty.	Description	Rev.



Figure 9-10 Piston Pump



PAM1040

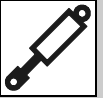
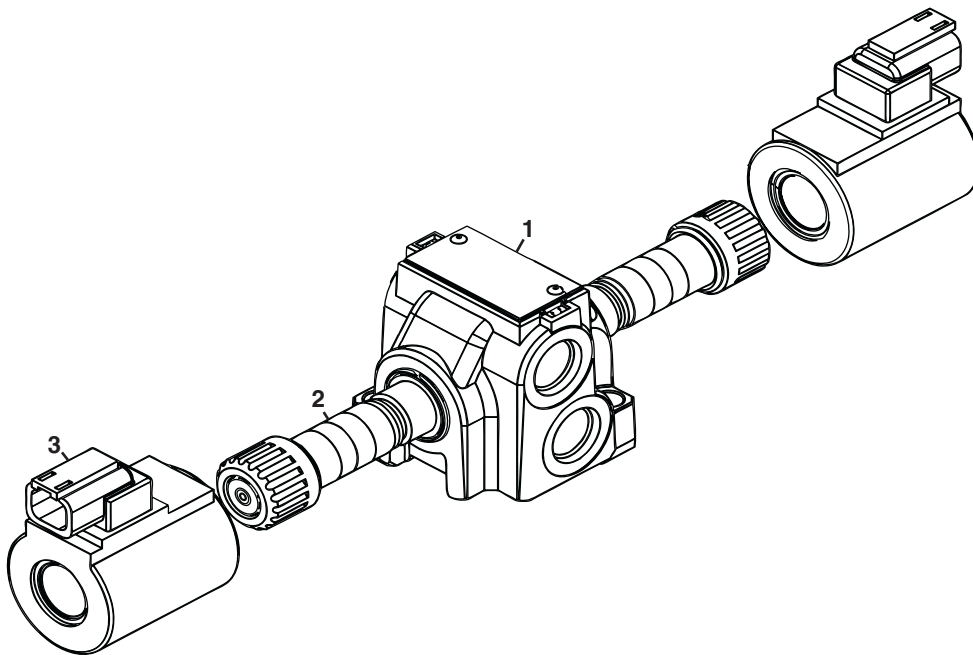


Figure 9-10 Piston Pump

Item	Part Number	Qty.	Description	Rev.
	322-7997	1	PISTON PUMP, 45cc, (TH414) , (includes all items)	B
	322-7998	1	PISTON PUMP, 60cc, (TH417, TH514) , (includes all items)	B
1	320-8551	1	CONTROL VALVE	
2	299-0475	1	SHAFT SEAL, (TH414)	
	320-8602	1	SHAFT SEAL, (TH417, TH514)	



Figure 9-11 Steering Select Valve



PZ1771

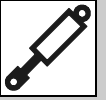


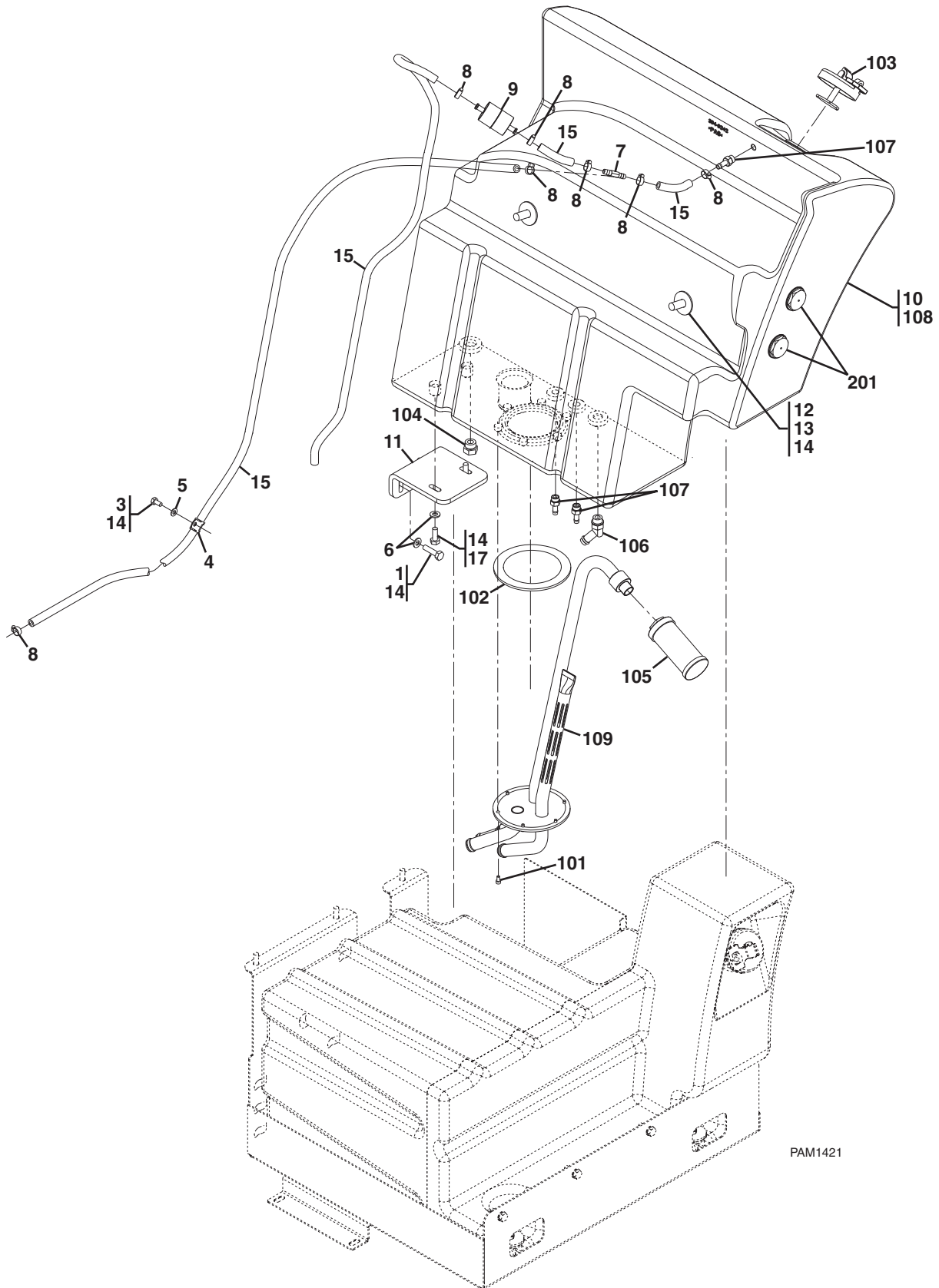
Figure 9-11 Steering Select Valve

Item	Part Number	Qty.	Description	Rev.
	323-7242	1	STEERING SELECT VALVE, (includes all items)	A
1	319-7670	1	VALVE BODY	
2	319-7671	2	SEAL KIT	
3	319-7672	2	COIL	



HYDRAULIC COMPONENTS

Figure 9-12 Hydraulic Tank Installation



PAM1421

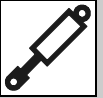


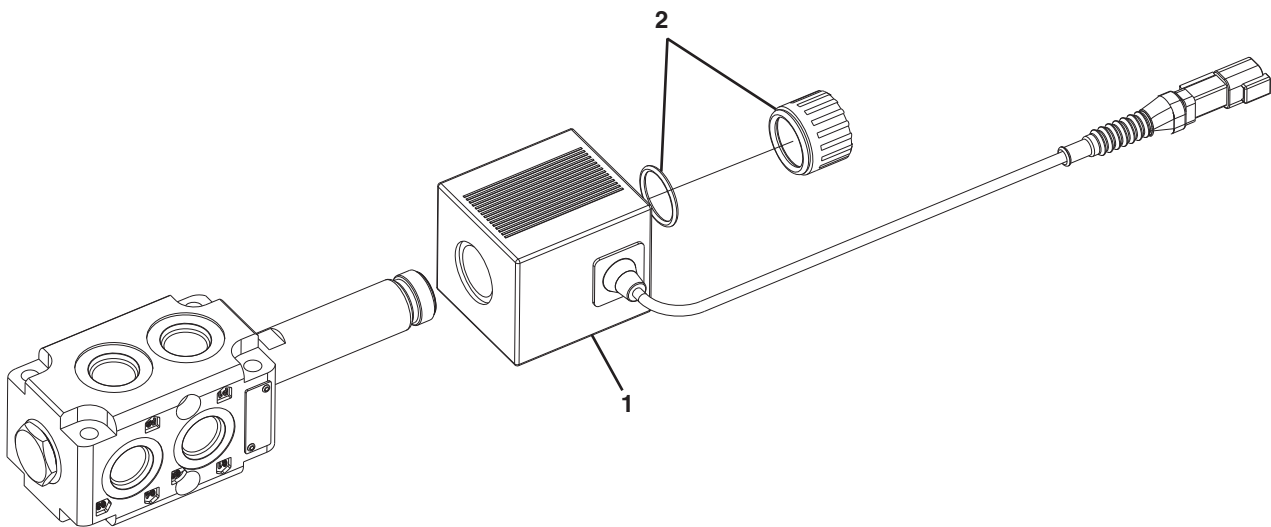
Figure 9-12 Hydraulic Tank Installation

Item	Part Number	Qty.	Description	Rev.
	314-5590	Ref	HYDRAULIC TANK INSTALLATION, (not available to order, see items 1 thru 19 for service)	E
1	8T-4195	2	HEX HD CAPSCREW, 10X28mm, GR8.8, (torque to 15 Nm)	
3	8T-4200	1	HEX HD CAPSCREW, 8X16mm, GR8.8	
4	329-3615	1	CLAMP	
5	8T-4224	1	WASHER, 8mm	
6	8T-4121	4	FLAT WASHER, 10mm	
7		Ref	TEE BARB, (see Figure 8-2 for details)	
8		Ref	CLAMP, (see Figure 8-2 for details)	
9		Ref	BREATHER, (see Figure 8-2 for details)	
10	314-5589	1	HYDRAULIC TANK ASSY, (includes items 101 thru 109)	B
11	314-5512	1	TANK SUPPORT BRACKET	
12		2	HEX HD CAPSCREW, 16-2X200mm, GR10.9, (torque to 241 Nm)	
13		4	FLAT WASHER, 17mm	
14		AR	CAT THREADLOCK	
15		Ref	HOSES, (see Figure 8-2 for details)	
17	8T-4186	2	HEX HD CAPSCREW, 10X40mm, GR8.8, (torque to 55 Nm)	
18	323-7231	1	TIE CABLE, (not shown)	
19		AR	DUCT TAPE, (not shown)	
			NOTE: USE TAPE TO SECURE HOSES IN TANK CHANNELS	
101	099-0822	6	SOCKET HD CAPSCREW, 5X10mm, GR8.8, (torque to 2.25 Nm)	
102	132-3056	1	O-RING	
103	142-8937	1	CAP	
104	148-8410	1	PLUG, (torque to 35 Nm)	
105	202-5350	1	HYDRAULIC TANK FILTER, (torque to 60 Nm)	
106	250-1482	1	ELBOW, 45 DEGREES, (torque to 23 Nm)	
107	184-6581	3	ADAPTER	
108	304-8242	1	HYDRAULIC TANK	
109	314-5550	1	HYDRAULIC MANIFOLD	
201	338-1395	2	SIGHT GAUGE	
NOTE: ITEM NUMBERS NOT LISTED ARE NOT USED ON THIS FIGURE				



HYDRAULIC COMPONENTS

Figure 9-13 Diverter Valve



PZ2780



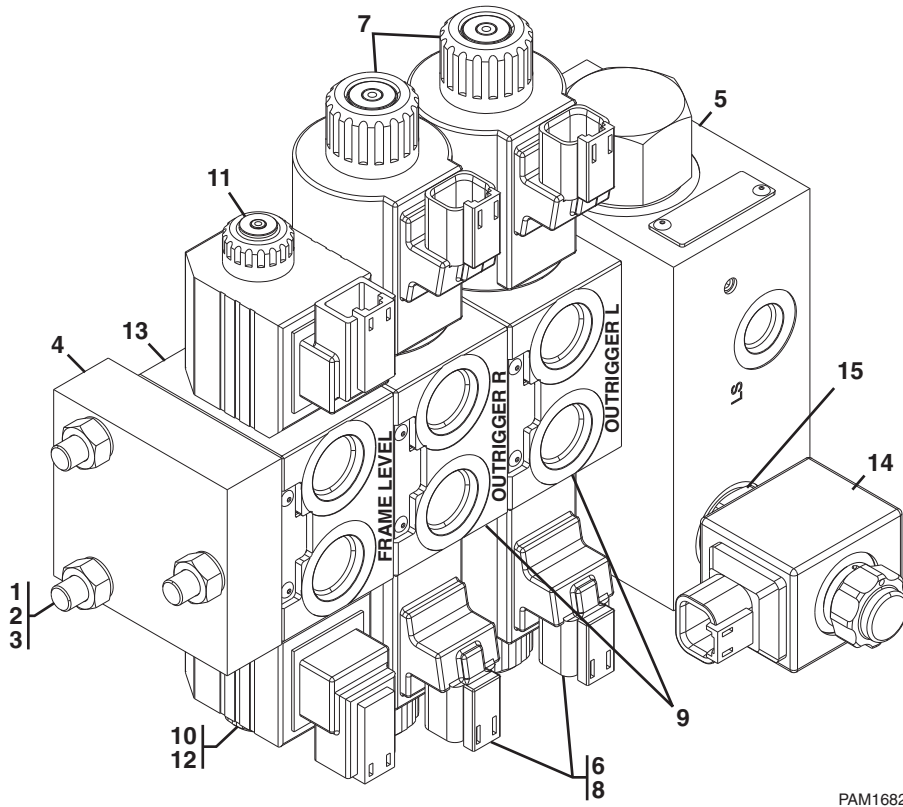
Figure 9-13 Diverter Valve

Item	Part Number	Qty.	Description	Rev.
	334-3738	1	DIVERTER VALVE, (includes all items)	B
1	319-7658	1	COIL	
2		1	RETAINER KIT, (includes o-rings & nut)	



HYDRAULIC COMPONENTS

Figure 9-14 Outrigger & Frame Level Valve



PAM1682

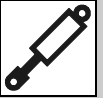


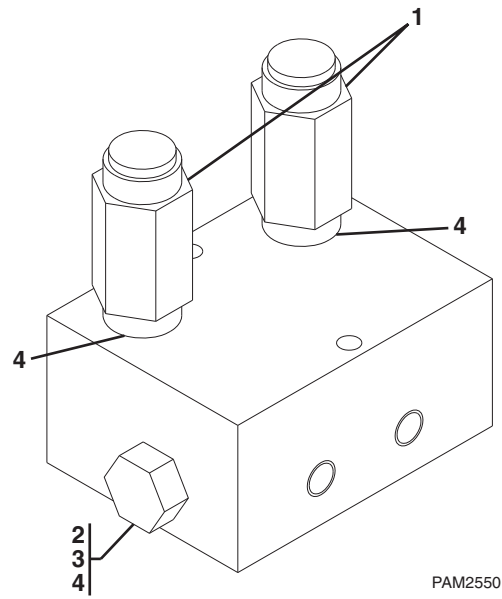
Figure 9-14 Outrigger & Frame Level Valve

Item	Part Number	Qty.	Description	Rev.
	323-7241	1	OUTRIGGER & FRAME LEVEL VALVE, (includes items 1 thru 16)	B
1	320-9333	3	BOLT, M8X185	
2	320-9334	3	NUT, M8	
3	320-9332	3	WASHER, M8	
4	320-8592	1	COVER	
5	320-8597	1	INLET BODY	
6	320-8596	2	SECTION ASSY, OUTRIGGER, (includes items 7 thru 9)	
7	319-7672	2	COIL	
8	320-8599	2	RETAINER KIT W/ SEALS	
9	320-8600	1	VALVE SECTION	
10	320-8595	1	SECTION ASSY, FRAME LEVEL, (includes items 11 thru 13)	
11	320-8593	2	COIL	
12	320-8594	2	RETAINER KIT W/ SEALS	
13	320-8601	1	VALVE SECTION	
14	340-5927	1	COIL	
15		1	SOLENOID	
16		1	ORIFICE, 1mm, (not shown, located internally between frame level & outrigger section)	



HYDRAULIC COMPONENTS

Figure 9-15 Double Pilot Check Valve



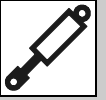


Figure 9-15 Double Pilot Check Valve

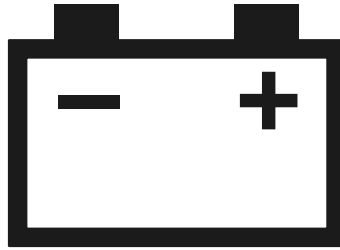
Item	Part Number	Qty.	Description	Rev.
	326-9026	1	DOUBLE PILOT CHECK VALVE, (includes all items)	B
1	335-2084	2	RELIEF VALVE	
2	335-2086	2	CHECK VALVE	
3	335-2088	1	PILOT PISTON	
4		4	SEAL KIT	

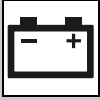


HYDRAULIC COMPONENTS

This Page Intentionally Left Blank

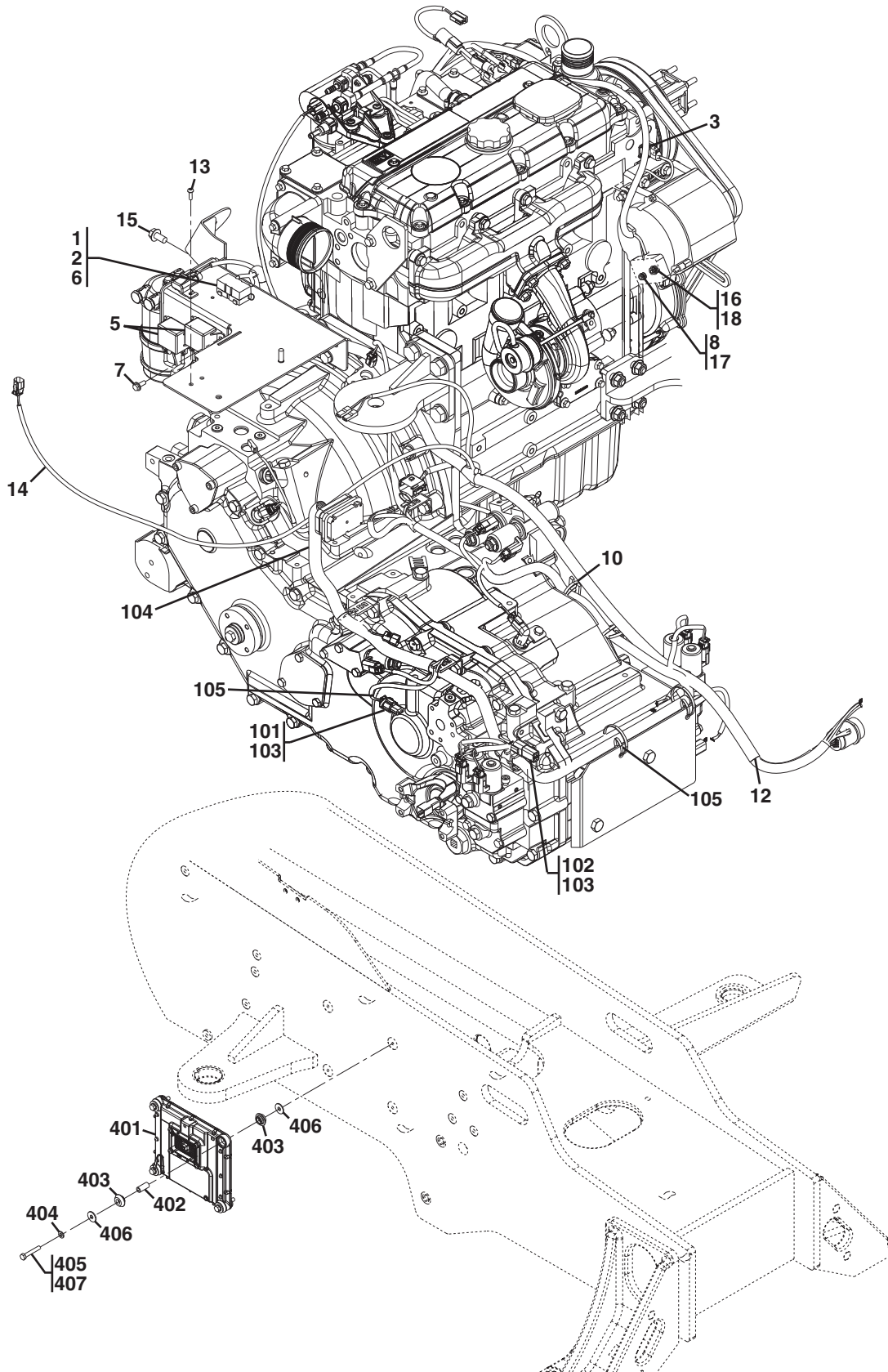
SECTION 10 ELECTRICAL





ELECTRICAL

Figure 10-1 Engine & Transmission Electronic Installation



PAM2031

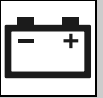
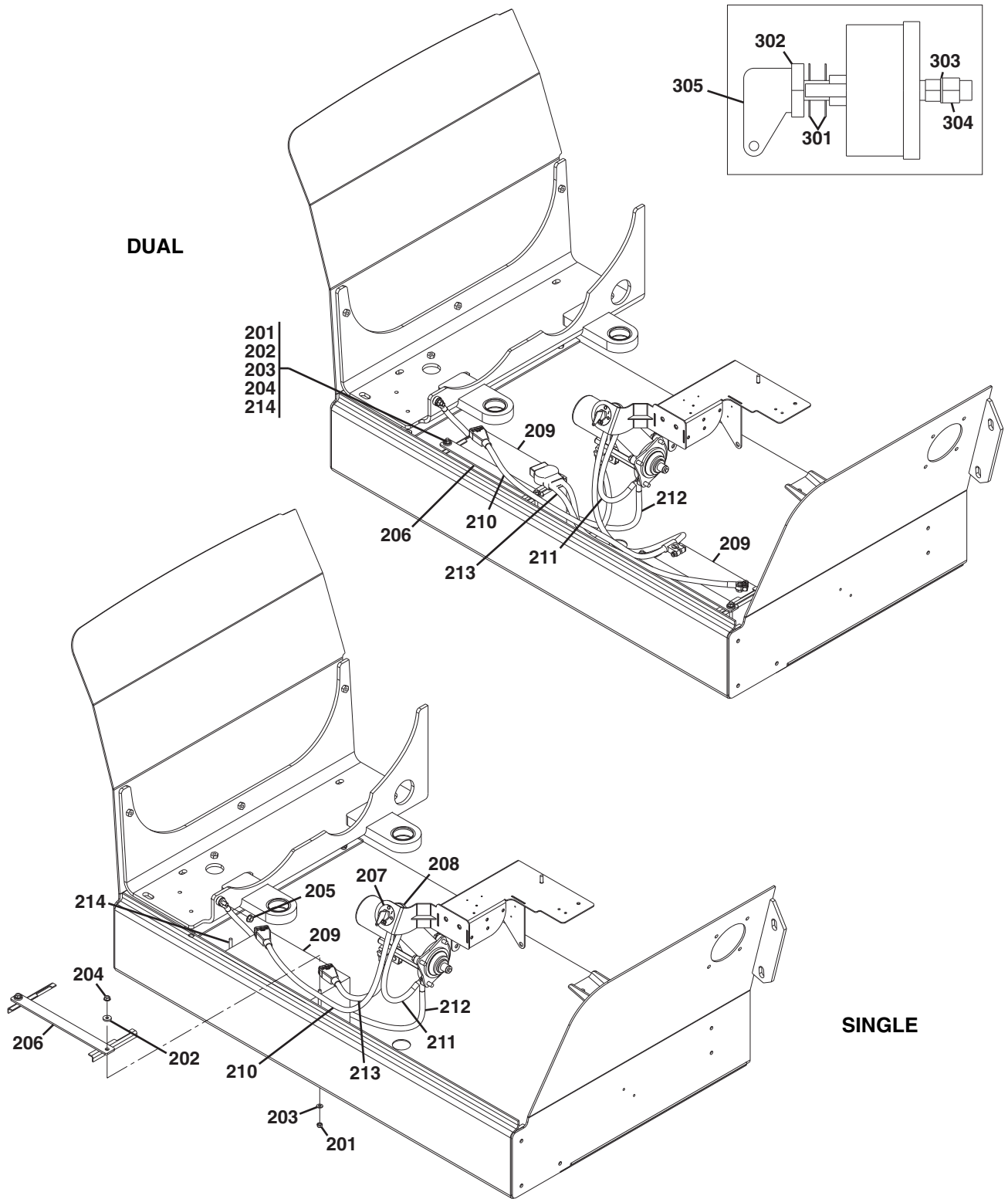
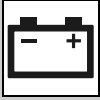


Figure 10-1 Engine & Transmission Electronic Installation (Continued)



PAM1540



ELECTRICAL

Figure 10-1 Engine & Transmission Electronic Installation

Item	Part Number	Qty.	Description	Rev.
	316-8046	Ref	ENGINE ELECTRICAL INSTALLATION, (not available to order, see items 1 thru 18 for service)	D
1	303-4951	1	FUSE HOLDER	
2	303-4952	1	50 AMP FUSE	
3	309-2972	1	TEMPERATURE SENDER	
5	299-0326	2	75 AMP RELAY, (starter & glow plug)	
6	303-4785	2	SCREW, M3X16	
7	235-4451	4	RIPP BOLT, M6X16	
8	309-3996	1	WASHER, 5mm	
10	3S-2093	24	STRAP CABLE	
12	7K-1181	12	STRAP CABLE	
13	7Y-7389	1	SOCKET HD CAPSCREW, M5X0.8	
14		Ref	ENGINE HARNESS, (see Figure 10-8 for details)	
15	222-8212	1	RIPP BOLT, M10X20	
16	8T-4205	1	WASHER, 6mm,	
17	328-3203	1	RIPP NUT, 5mm	
18	243-5027	1	RIPP NUT, 6mm	
	316-8002	Ref	TRANSMISSION ELECTRICAL INSTALLATION, (not available to order, see items 101 thru 105 for service)	B
101	323-7236	1	2-WAY TERMINAL RECEPTACLE	
102	323-7237	1	4-PIN FEMALE CONNECTOR	
103	8T-8737	6	PLUG SEAL	
104		Ref	TRANSMISSION HARNESS, (see Figure 10-11 for details)	
105	3S-2093	10	STRAP CABLE	
	318-0409	Ref	SINGLE BATTERY INSTALLATION, (not available to order, see items 201 thru 214 for service)	A
	318-0410	Ref	DUAL BATTERY INSTALALTION, (not available to order, see items 201 thru 214 for service)	A
201	309-9184	2	HEX LOCK NUT, M8X1.25, (SINGLE)	
	309-9184	4	HEX LOCK NUT, M8X1.25, (DUAL)	
202	338-8862	2	WASHER, (SINGLE)	
	338-8862	4	WASHER, (DUAL)	
203	8T-4224	2	WASHER, 8mm, (SINGLE)	
	8T-4224	4	WASEHR, 8mm, (DUAL)	
204	178-3336	2	RIPP NUT, 8mm, (torque to 15 Nm), (SINGLE)	
	178-3336	4	RIPP NUT, 8mm, (torque to 15 Nm), (DUAL)	
205	255-3022	1	RIPP NUT, 10mm	
206	192-1257	1	BRACKET, (SINGLE)	
	192-1257	2	BRACKET, (DUAL)	
207	3E-8320	1	PLATE	
208	295-3466	1	SWITCH ASSY, (includes items 301 thru 305)	A
209	9X-3404	1	12-VOLT BATTERY, (SINGLE)	
	3T-5760	2	12-VOLT BATTERY, (DUAL)	
210	318-2509	1	CABLE ASSY, (BATTERY NEG TO ENGINE KILL), (SINGLE)	
	318-2514	1	CABLE ASSY, (BATTERY NEG TO ENGINE KILL), (DUAL)	
211	318-2510	1	CABLE ASSY, (ENGINE KILL TO STARTER)	
212	208-8499	1	CABLE ASSY, (CHASSIS NEG TO STARTER)	

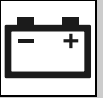
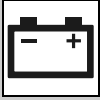


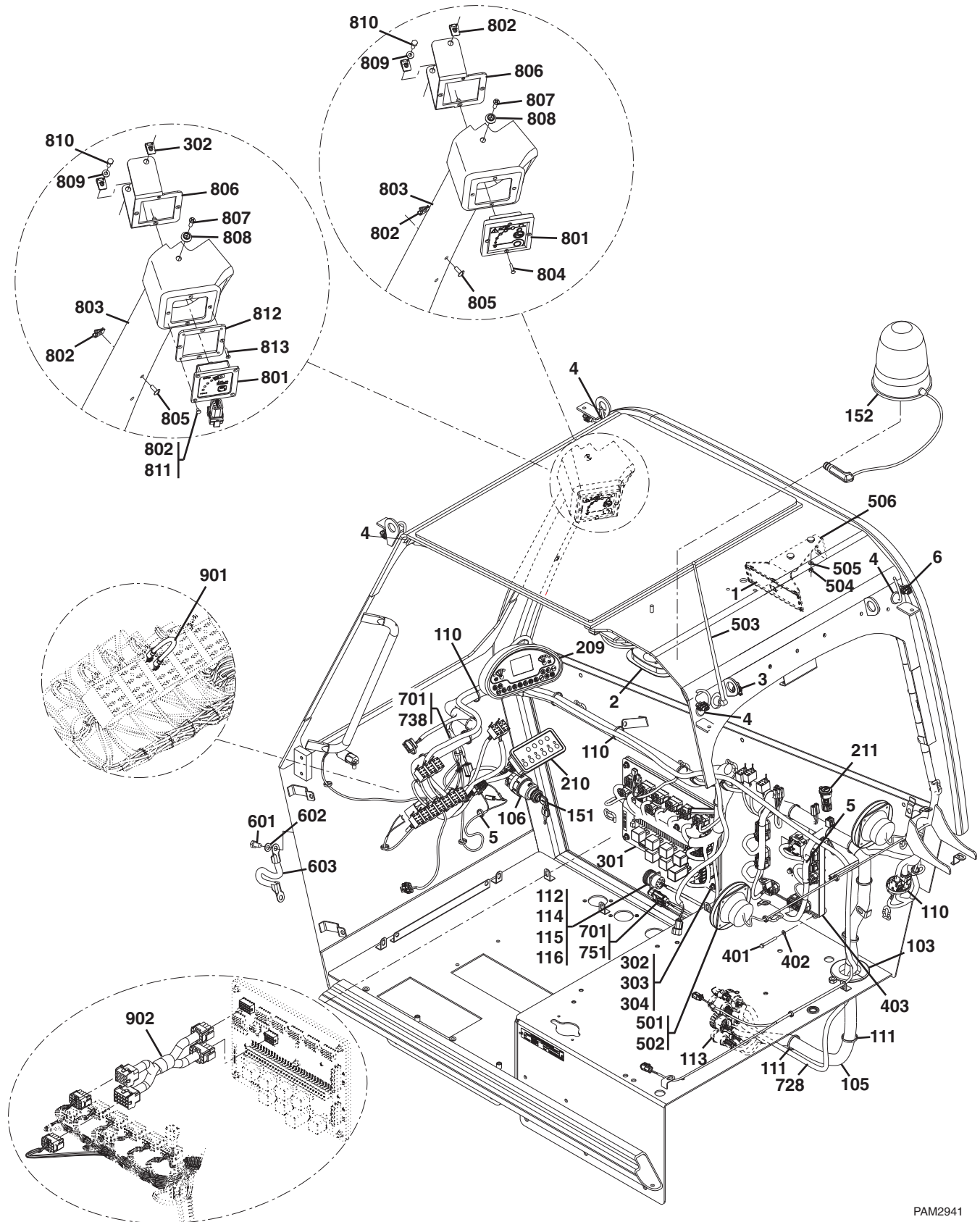
Figure 10-1 Engine & Transmission Electronic Installation (Continued)

Item	Part Number	Qty.	Description	Rev.
213	318-2512	1	CABLE ASSY, (BATTERY POS TO STARTER), (SINGLE)	
	318-2513	1	CABLE ASSY, (BATTERY POS TO STARTER), (DUAL)	
214	323-7372	2	THREADED ROD, M8X1.25, (SINGLE)	
	323-7372	4	THREADED ROD, M8X1.25, (DUAL)	
301	2H-3922	2	LOCKWASHER	
302	8H-5303	1	NUT	
303	9F-5644	2	LOCKWASHER	
304	6F-7045	2	NUT	
305	8H-5306	1	BATTERY DISCONNECT KEY	
	316-8059	Ref	TRANSMISSION CONTROL MODULE ASSY, (not available to order, see items 401 thru 407 for service)	C
401	292-4186	1	TRANSMISSION CONTROL MODULE	
402	6I-1418	4	SPACER	
403	8T-9655	8	MOUNT	
404	8T-4224	4	WASHER	
405	8T-6912	4	HEX HD CAPSCREW, M8X50, GR8.8	
406	9N-0869	8	WASHER	
407		AR	CAT THREADLOCK	
NOTE: ITEM NUMBERS NOT LISTED ARE NOT USED ON THIS FIGURE				



ELECTRICAL

Figure 10-2 Cab Electronic Installation



PAM2941

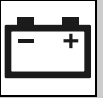
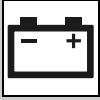


Figure 10-2 Cab Electronic Installation

Item	Part Number	Qty.	Description	Rev.
	316-8007	Ref	CAB ROOF ELECTRONIC INSTALLATION, (not available to order, see items 1 thru 6 for service)	A
1		1	RADIO COVER	
2	317-8722	1	DOME LIGHT	
	323-5645	1	REPLACEMENT BULB	
3	317-6379	1	12-VOLT TERMINAL	
4	213-1677	4	PLUG	
5	3S-2093	13	STRAP CABLE	
6		Ref	CAB ROOF HARNESS, (see Figure 10-10 for details)	
	316-8003	Ref	CAB FLOOR ELECTRONIC INSTALLATION, (not available to order, see items 103 thru 116 for service)	E
103	4D-5980	1	GROMMET	
105		Ref	CAB FLOOR HARNESS, (see Figure 10-9 for details)	
106	325-4927	1	IGNITION SWITCH	
110	3S-2093	39	STRAP CABLE	
111	7K-1181	5	STRAP CABLE	
112	8C-6354	1	RECEPTACLE CAP	
113		AR	DIELECTRIC GREASE	
114	5W-5038	1	WASHER, 4mm	
115	296-4762	1	SOCKET HD CAPSCREW, 4X12mm	
116	347-4588	1	TOOL CLIP	
151	5P-8500	1	KEY	
152	317-3270	1	YELLOW WARNING LIGHT, (BEACON), (required in Germany, Italy & UK), (if equipped)	
	323-5644	1	REPLACEMENT BULB	
209	316-8043	1	GAUGE CLUSTER	
210	316-8044	1	KEYPAD	
211	323-5605	1	12 VOLT POWER CONNECTOR	
	316-8040	Ref	FUSE PANEL INSTALLATION, (not available to order, see items 301 thru 304 for service)	C
301	323-5618	1	ELECTRIC DISTRIBUTION ASSY	
	8U-6378	7	7.5 AMP FUSE	
	9W-1442	2	10 AMP FUSE	
	8U-6379	18	15 AMP FUSE	
	9W-1446	2	20 AMP FUSE	
	8U-6380	1	25 AMP FUSE	
	325-8145	1	FOUR PIN FLASHER RELAY	
	329-8511	7	30 AMP RELAY	
302	303-4779	5	HEX LOCKNUT, M6X1	
303	323-7246	5	SPECIAL WASHER	
304	8T-4205	10	WASHER, 6mm	
	316-8011	Ref	CONTROL & MOUNTING INSTALLATION, (UGM), (not available to order, see items 401 thru 403 for service)	B
401	7X-2534	5	HEX HD CAPSCREW, M6X50, GR8.8	
402	8T-4205	5	WASHER, 6mm	
403	323-7369	1	GROUND CONTROLLER, (UGM)	



ELECTRICAL

Figure 10-2 Cab Electronic Installation

Item	Part Number	Qty.	Description	Rev.
	316-8006	Ref	RADIO INSTALLATION, (if equipped) , (not available to order, see items 501 thru 506 for service)	B
501	344-4902	2	SPEAKER GRILL	
502	337-6456	2	SPEAKER	
503	337-6457	1	ANTENNA	
504	303-4779	2	HEX LOCKNUT, 6mm	
505	8T-4205	2	FLAT WASHER, 6mm	
506	337-6458	1	RADIO BRACKET	
	325-4916	Ref	CAB GROUND CABLE INSTALLATION, (not available to order, see items 601 thru 603 for service)	A
601	8T-4137	1	HEX HD CAPSCREW, M10X20, GR8.8	
602	8T-4121	1	WASHER, 10mm	
603	8I-4641	1	CAB GROUND CABLE, (EARTH STRAP)	
701	342-3862	10	STRAP CABLE	
738	318-0403		REVERSING FAN HARNESS, (TH514-ANSI)	
751	361-5255	1	BOOM SUSPENSION CAB HARNESS, (TH514-ANSI)	
	315-3802	1	LSI INDICATOR, (TH414 Before S/N TBZ00561, TH514 Before S/N TBW00201, TH417 Before S/N TBT00216), (CE & AUS), (CE & AUS - Agricultural) , (includes items 801 thru 810)	
	368-2800	1	LSI INDICATOR, (TH414 S/N TBZ00561 & After, TH514 S/N TBW00201 & After, TBT00216 & After), (CE & AUS), (CE & AUS - Agricultural) , (includes items 801 thru 813)	
801	312-3331	1	LSI DISPLAY, (TH414 Before S/N TBZ00561, TH514 Before S/N TBW00201, TH417 Before S/N TBT00216), (CE & AUS), (CE & AUS - Agricultural)	
	368-2822	1	LSI DISPLAY, (TH414 S/N TBZ00561 & After, TH514 S/N TBW00201 & After, TBT00216 & After), (CE & Aus), (CE & AUS - Agricultural)	
802	341-7590	4	RETAINER NUT	
803	315-3822	1	LSI COVER	
804	315-3886	4	SCREW, 4X20mm	
805	315-3906	2	SCREW, 6X16mm	
806	347-6536	1	LMI SUPPORT BRACKET	
807	318-0438	1	SCREW, 6X12mm	
808	315-3901	1	NYLON WASHER, 6mm	
809	5W-1417	1	WASHER, 6mm	
810	8T-4138	1	HEX HD CAPSCREW, 6X20mm, GR8.8	
811		AR	CAT THREADLOCK	
812	312-3331	1	ADAPTER PLATE	
813	368-2801	4	FLAT HD SOCKET SCREW, M4X20MM, GR 8.8	
	342-7563	Ref	WORKLIGHT HARNESS INSTALL, (ANSI) , (not available to order see items 901 & 902 for service)	A
901	342-7561	1	JUMPER HARNESS	
902	342-7562	1	WORKLIGHT HARNESS	
NOTE: ITEM NUMBERS NOT LISTED ARE NOT USED ON THIS FIGURE				

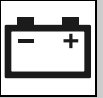
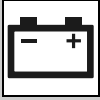


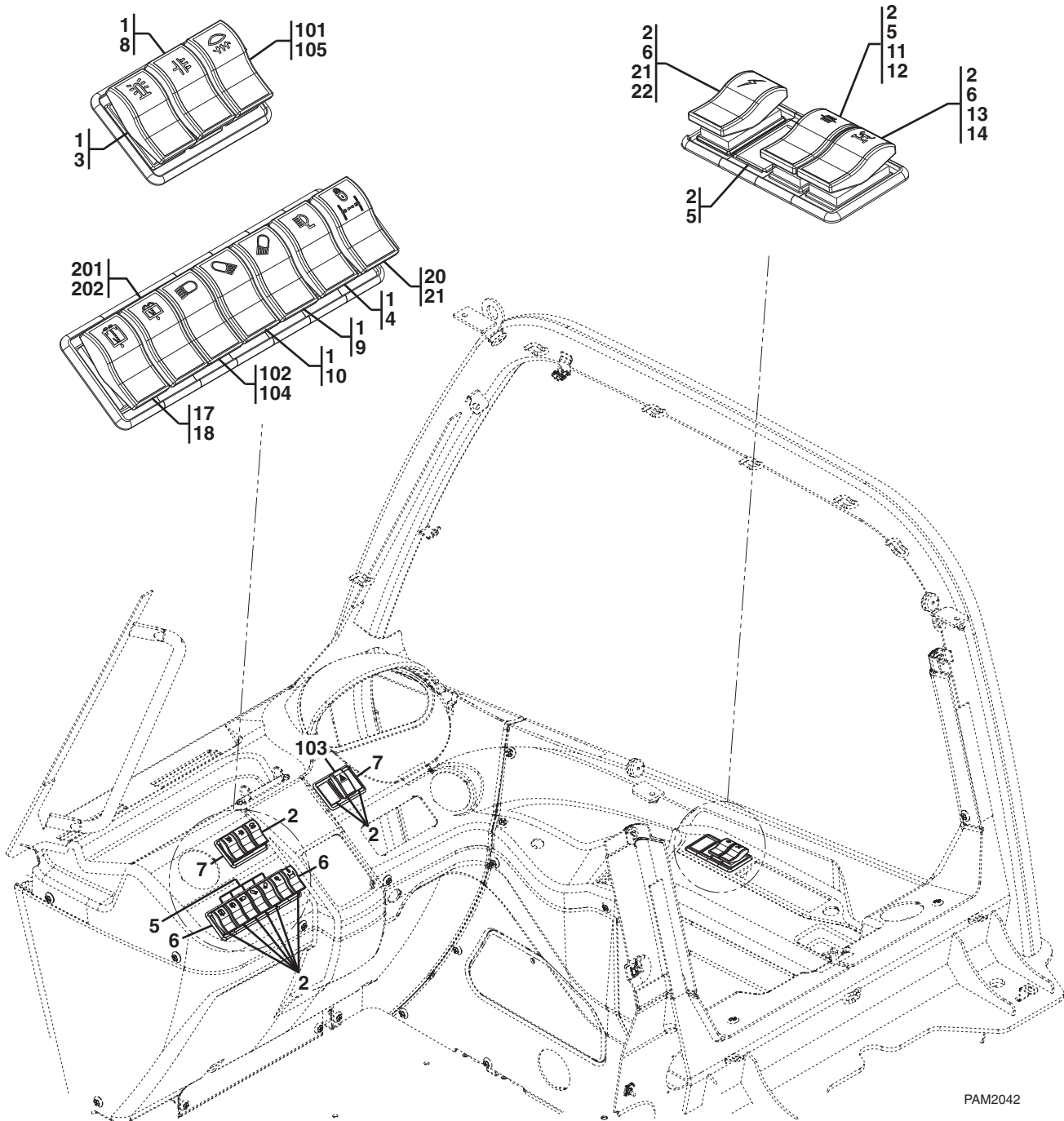
Figure 10-2 Cab Electronic Installation

Item	Part Number	Qty.	Description	Rev.



ELECTRICAL

Figure 10-3 Cab Switches



PAM2042

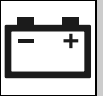
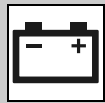


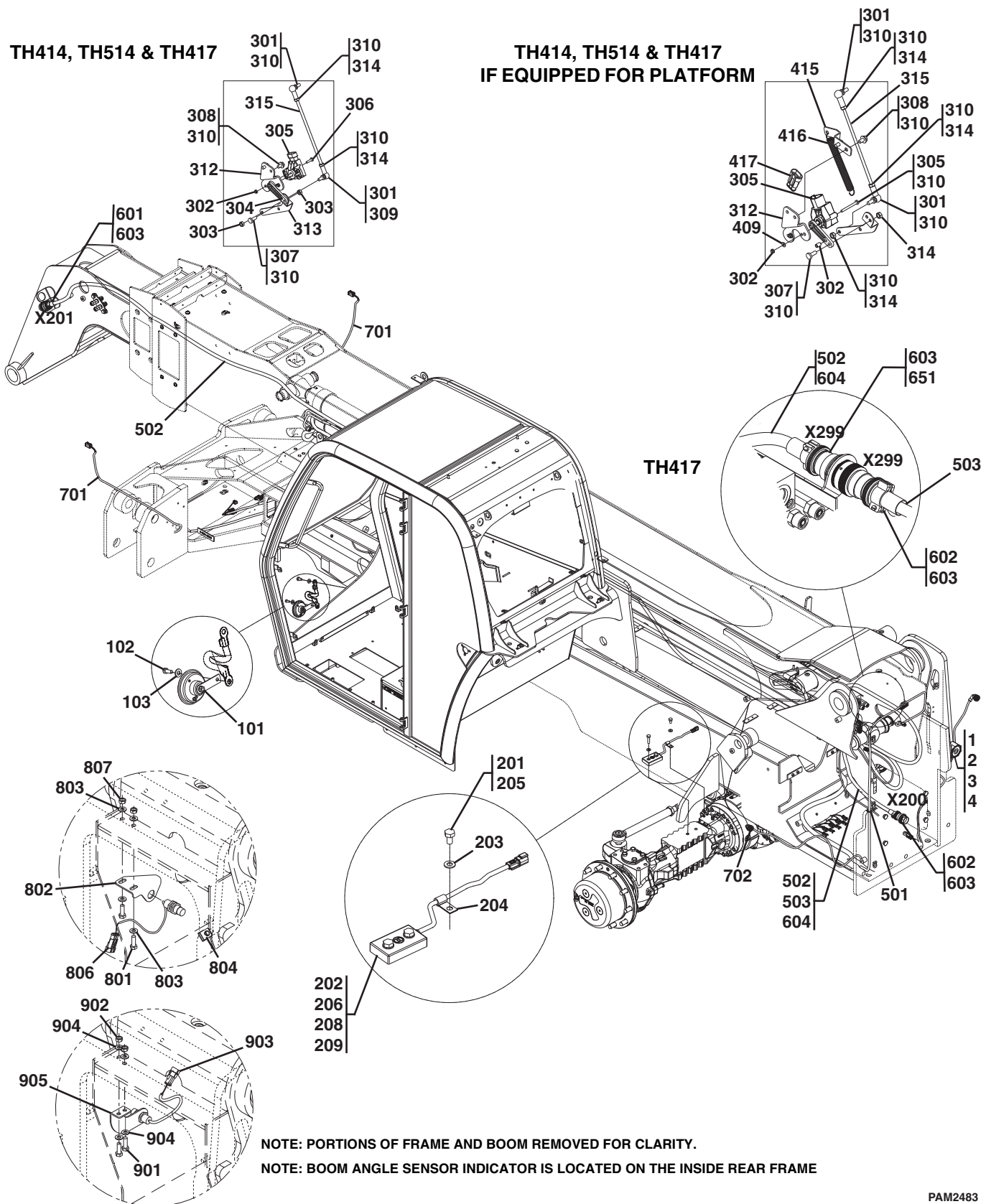
Figure 10-3 Cab Switches

Item	Part Number	Qty.	Description	Rev.
1	323-7232	5	SWITCH BODY	
2	323-7233	14	BLANK SWITCH ASSY, (includes cover & body)	
3	316-8018	1	BEACON SWITCH, KEY, (ITALY, GERMANY & UK), (if equipped)	
4	316-8019	1	BOOM WORKLIGHT SWITCH, KEY	
5	316-8027	7	SINGLE SWITCH HOLDER	
6	316-8028	4	END PIECE SWITCH HOLDER	
7	316-8029	2	3 POSITION SWITCH HOLDER	
8	316-8030	1	CLUTCH LOCK SWITCH KEY	
9	316-8020	1	FRONT WORKLIGHT SWITCH KEY, (if equipped)	
10	316-8021	1	REAR WORKLIGHT SWITCH KEY, (if equipped)	
11	329-3644	1	SWITCH BODY	
12	316-8017	1	CONTINUOUS HYDRAULICS SWITCH KEY	
13	329-3642	1	SWITCH BODY,	
14	316-8022	1	FRAME LEVELING SWITCH KEY	
17	329-3641	1	SWITCH BODY, (if equipped)	
18	316-8031	1	ROOF WIPER SWITCH KEY, (if equipped)	
20	316-8025	1	HYDRAULIC QUICK COUPLER SWITCH KEY	
21	340-2304	2	SWITCH BODY, (if equipped)	
22	341-7589	1	AUXILIARY POWER SWITCH KEY, (if equipped for platform)	
	316-8053	Ref	ROADING LIGHT SWITCH INSTALLATION, (not available to order, see items 102 thru 106 for service)	B
101	323-7232	1	SWITCH BODY	
102	329-3643	1	SWITCH BODY	
103	316-8014	1	HAZARD SWITH ASSY, (includes body and key)	
104	316-8016	1	DRIVING LIGHT SWITCH KEY	
105	316-8024	1	FOG LIGHT SWITCH KEY	
	316-8010	Ref	REAR WIPER SWITCH INSTALLATION, (not available to order, see items 201 & 202 for service)	A
201	329-3641	1	SWITCH BODY	
202	316-8015	1	REAR WIPER SWITCH KEY	
NOTE: ITEM NUMBERS NOT LISTED ARE NOT USED ON THIS FIGURE				



ELECTRICAL

Figure 10-4 Boom & Frame Electrical Installation



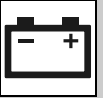


Figure 10-4 Boom & Frame Electrical Installation

Item	Part Number	Qty.	Description	Rev.
	325-4918	Ref	REVERSE ALARM INSTALLATION, (not available to order, see items 1 thru 4 for service)	B
1	8T-4970	2	HEX HD CAPSCREW, M6X14, GR8.8	
2	5W-1417	2	WASHER, 6mm	
3	325-7701	1	REVERSE ALARM	
4		AR	CAT THREADLOCK	
	325-4917	Ref	HORN INSTALLATION, (not available to order, see items 101 thru 103 for service)	A
101	329-3603	1	HORN	
102	8T-4189	1	HEX HD CAPSCREW, M8X20, GR8.8	
103	309-3997	1	WASHER, 8mm	
	320-9308	Ref	LSI SENSOR INSTALLATION, (TH414 Before S/N TBZ00561, TH514 Before S/N TBW00201, TH417 Before S/N TBT00216), (CE & AUS) , (not available to order, see items 201 thru 207 for service)	F
	368-1840	Ref	LSI SENSOR INSTALLATION, (TH414 S/N TBZ00561, TH514 S/N TBW00201 & After, TH417 S/N TBT00216 & After), (CE & AUS) , (not available to order, see items 201 thru 209 for service)	A
201	351-4649	1	HEX HD CAPSCREW, M10X18, GR8.8	
203	8T-4121	1	WASHER, 10mm	
204	6V-3265	1	CLIP	
205		AR	CAT THREADLOCK	
206	320-9307	1	REAR AXLE LSI SENSOR, (TH414 Before S/N TBZ00561, TH514 Before S/N TBW00201, TH417 Before S/N TBT00216)	
	368-2823	1	REAR AXLE LSI SENSOR, (TH414 S/N TBZ00561, TH514 S/N TBW00201 & After, TH417 S/N TBT00216 & After)	
207	154-8874	1	ADHESIVE LOCTITE KIT, (not shown)	
	154-8875	50ml	LOCTITE, #330	
	154-8876	18ml	LOCTITE, #7386	
208	311-3898	AR	ADHESIVE	
209	101-7404	2	HEX SOCKET HD CAPSCREW, M10X30	
	320-9320	Ref	BOOM ANGLE SENSOR, (TH414) , (not available to order, see items 301 thru 315 for service)	C
	328-1919	Ref	BOOM ANGLE SENSOR, (TH414 - if equipped for platform) , (not available to order, see items 301 thru 315 & 409 thru 417 for service)	D
	327-8830	Ref	BOOM ANGLE SENSOR, (TH514, TH417) , (not available to order, see items 301 thru 315 for service)	B
	328-1923	Ref	BOOM ANGLE SENSOR, (TH514, TH417 - if equipped for platform) , (not available to order, see items 301 thru 315 & 409 thru 417 for service)	D
301	331-1572	2	BALL JOINT, M6X25	
302	178-9983	2	HEX LOCKNUT, M4X0.7	
304	331-1571	1	PIN, M6.4X100	
305	329-3638	1	BOOM ANGLE SENSOR	
	329-3612	1	BOOM ANGLE SENSOR, (if equipped for platform)	
306	6V-9672	2	SOCKET HD CAPSCREW, M4X16	
	332-3058	2	SOCKET HD CAPSCREW, M4X40, (if equipped for platform)	
307	184-0982	1	SOCKET HD CAPSCREW, M6X16	
308	303-4790	2	RIPP BOLT, M6X10	



ELECTRICAL

Figure 10-4 Boom & Frame Electrical Installation (Continued)

Item	Part Number	Qty.	Description	Rev.
310		AR	CAT THREADLOCK	
312	325-5628	1	BRACKET	
313	325-5627	1	BOOM ANGLE SENSOR LINK, (TH414)	
	327-8831	1	BOOM ANGLE SENSOR LINK, (TH417)	
314	5C-2890	4	HEX LOCKNUT, M6X1	
315	329-3636	1	ROD LINK	
409	5W-5038	2	WASHER, 4mm	
415	328-1917	1	BRACKET, (if equipped for platform)	
416	332-3057	1	EXTENSION SPRING, (if equipped for platform)	
417	338-8861	1	BLANK 3-WAY CONNECTOR, (FEMALE), (if equipped for platform) NOTE: CONNECT TO REAR FRAME HARNESS, CONNECTOR SN219 , (see Figure 10-13 for details)	
501	3S-2093	6	STRAP CABLE, (TH414, TH514)	
	7K-1181	20	STRAP CABLE, (TH417)	
502	325-5598	1	BOOM HARNESS, (TH414) , (514 - if equipped for platform) , (includes items 601 thru 603)	E
	353-4832	1	BOOM HARNESS, (TH417) , (includes items 610 & 612)	C
	352-2656	1	BOOM HARNESS, (TH417-if equipped for platform) , (includes items 602 & 604)	
	353-4451	1	BOOM HARNESS, (TH514) , (includes items 610 thru 613)	
503	327-8805	1	BOOM EXTENSION HARNESS, (TH417) , (includes items 602, 603 & 651)	C
601	355-7003	1	CONNECTOR W/HARDWARE	
602	368-9657	1	CONNECTOR W/HARDWARE	
603	335-8095	2	CLAMP, (TH414)	
	335-8095	4	CLAMP, (TH417)	
604	355-7003	1	CONNECTOR W/HARDWARE	
610	334-4129	1	CONNECTOR	
611		1	CONNECTOR LOCK	
612	304-2606	2	CONNECTOR	
613	305-5449	2	CONNECTOR LOCK	
651		1	CONNECTOR W/HARDWARE, (TH417)	
701		Ref	FRONT CHASSIS HARNESS, (see Figure 10-12 for details)	
702		Ref	REAR CHASSIS HARNESS, (see Figure 10-13 for details)	
	330-4254	Ref	BOOM RETRACTED SENSOR INSTALLATION, (not available to order, see items 801 thru 807 for service)	B
801	8T-4908	2	HEX HD CAPSCREW, 8X25mm, GR8.8	
802	336-6936	1	SENSOR BRACKET	
803	8T-4224	4	WASHER, 8mm	
804	6V-3265	1	CLIP	
805		AR	CAT THREADLOCK	
806	330-4261	1	PROXIMITY SENSOR	
807	5C-7261	2	HEX NUT, 8X1.25mm	
	334-0367	1	BOOM RETRACTED SENSOR INSTALLATION, (not available to order, see items 901 thru 905 for service)	A
901	8T-4908	2	HEX HD CAPSCREW, 8X25mm, GR8.8	
902	5C-7261	2	HEX NUT, 8X1.25mm	
903	330-4261	1	PROXIMITY SENSOR	

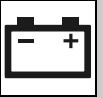
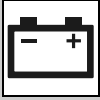


Figure 10-4 Boom & Frame Electrical Installation (Continued)

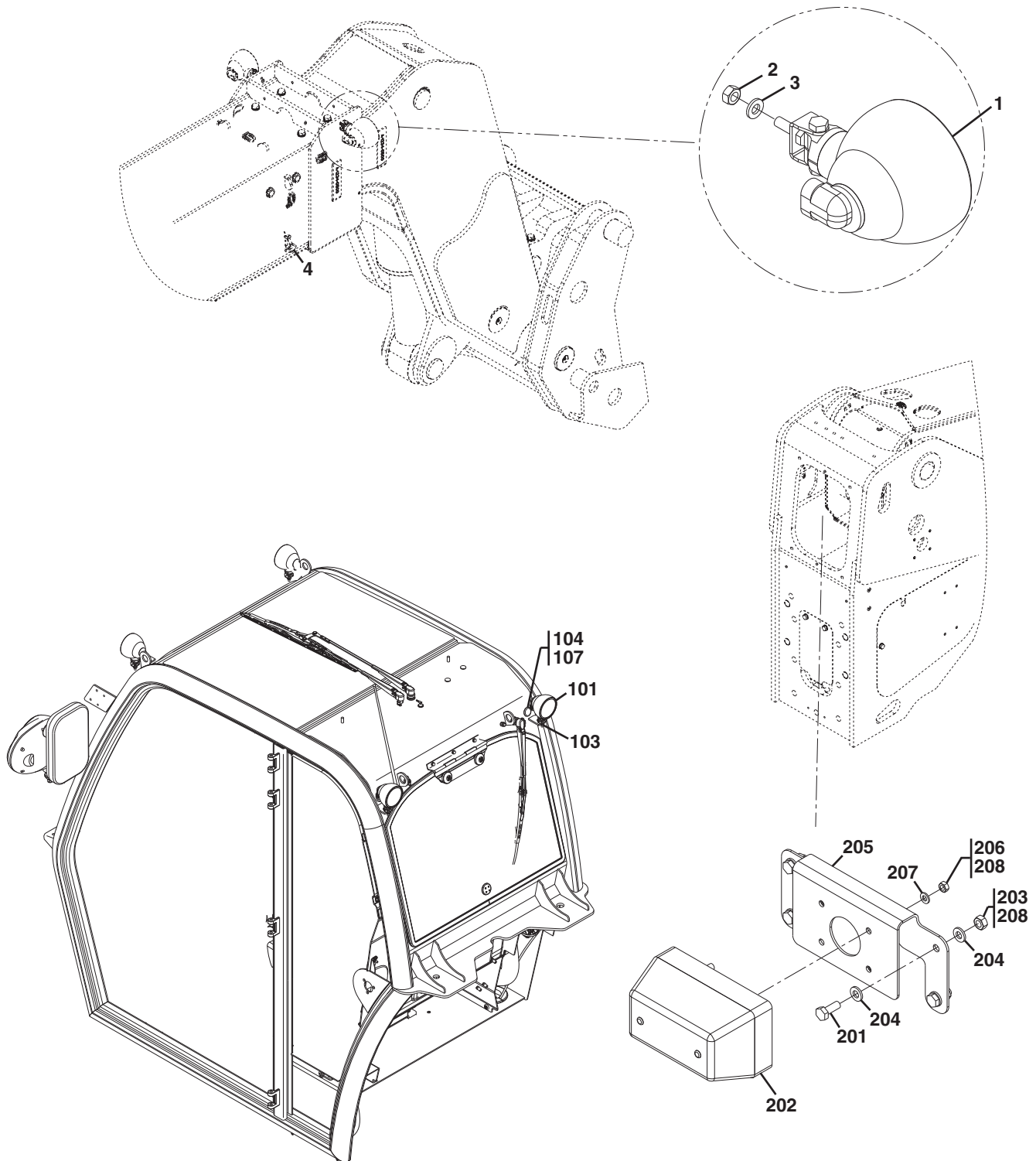
Item	Part Number	Qty.	Description	Rev.
904	8T-4224	4	WASHER, 8mm	
905	334-0366	1	SENSOR BRACKET	

NOTE: ITEM NUMBERS NOT LISTED ARE NOT USED ON THIS FIGURE.



ELECTRICAL

Figure 10-5 Worklight & License Plate Light Installations



PAM2061

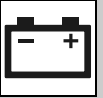
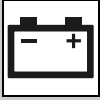


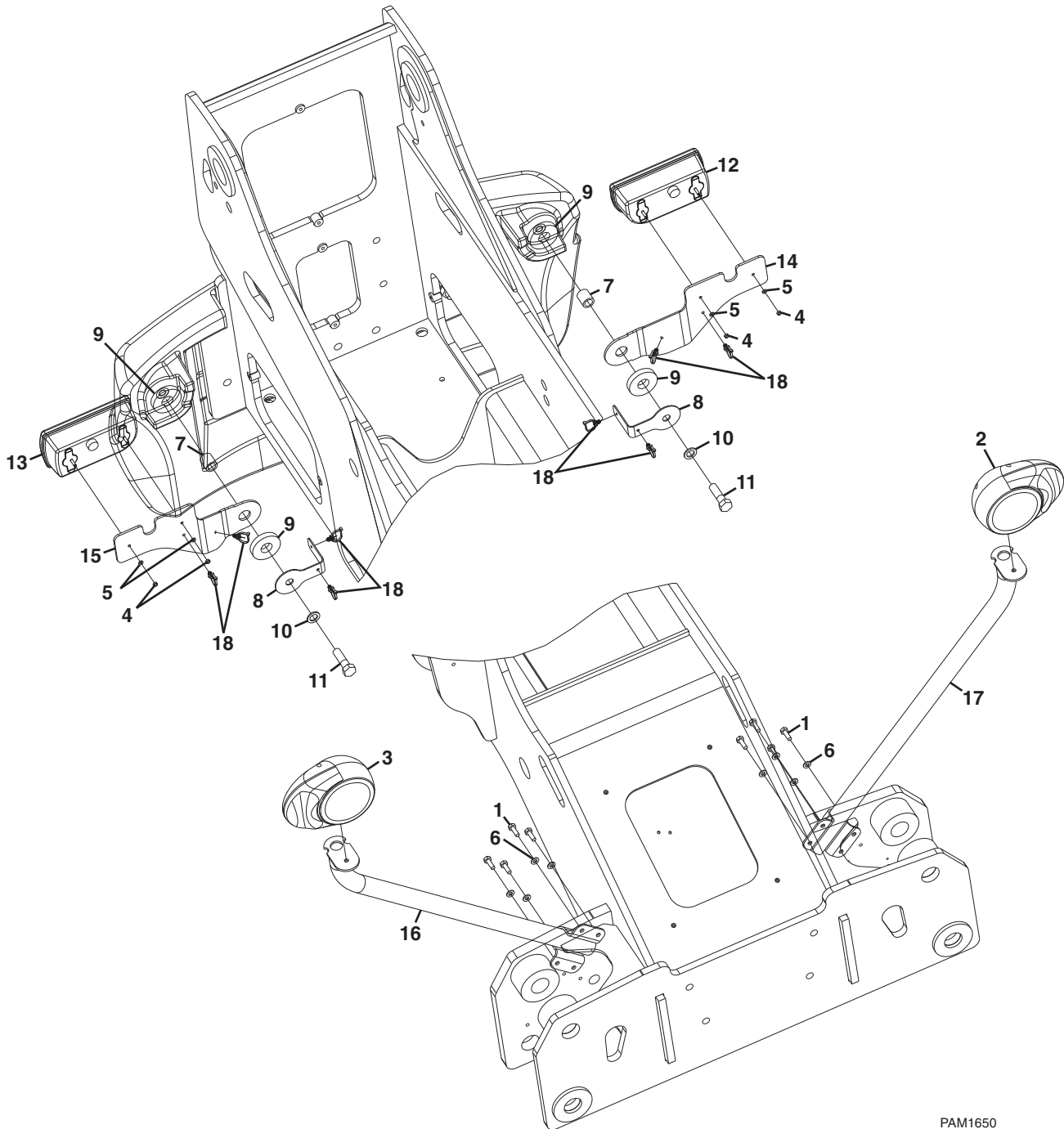
Figure 10-5 Worklight & License Plate Light Installations

Item	Part Number	Qty.	Description	Rev.
	318-2496	Ref	BOOM WORKLIGHT INSTALLATION, (not available to order, see items 1 thru 5 for service)	B
1	312-3332	2	WORKLIGHT	
	323-5646	1	REPLACEMENT BULB, 12V-50W	
2	5C-2890	2	HEX NUT, M6X1	
3	8T-4205	2	WASHER, 6mm	
4	7K-1181	9	STRAP CABLE	
5		1	BOOM WORKLIGHT HARNESS, (not shown), (see Figure 10-14 for details)	
	316-8013	1	CAB WORKLIGHTS, (if equipped), (includes items 101 thru 107)	F
101	312-3332	4	WORKLIGHT	
	323-5646	1	REPLACEMENT BULB, 12V-50W	
102		Ref	SWITCH BODY, (not shown), (see Figure 10-3 for details)	
103	243-5027	4	RIPP NUT, 6mm	
104		4	GROMMET	
105		Ref	WORKLIGHT SWITCH KEYS, (not shown), (see Figure 10-3 for details)	
107		4	CABLE GLAND SEAL	
	320-9306	Ref	LICENSE PLATE LIGHT INSTALLATION, (not available to order, see items 201 thru 208 for service)	B
201	5C-9553	4	HEX HD CAPSCREW, M6X16, GR8.8	
202	323-5642	1	LICENSE PLATE LIGHT	
	323-5649	1	REPLACEMENT BULB, 12V-5W	
203	5C-2890	4	HEX NUT, M6X1	
204	8T-4205	8	WASHER, 6mm	
205	320-9289	1	PLATE MOUNT	
206	303-4777	2	HEX NUT, M5X0.8	
207	309-3996	2	WASHER, 5mm	
208		AR	CAT THREADLOCK	
NOTE: ITEM NUMBERS NOT LISTED ARE NOT USED ON THIS FIGURE				



ELECTRICAL

Figure 10-6 Driving Light Installation



PAM1650

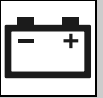
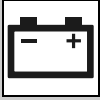


Figure 10-6 Driving Light Installation

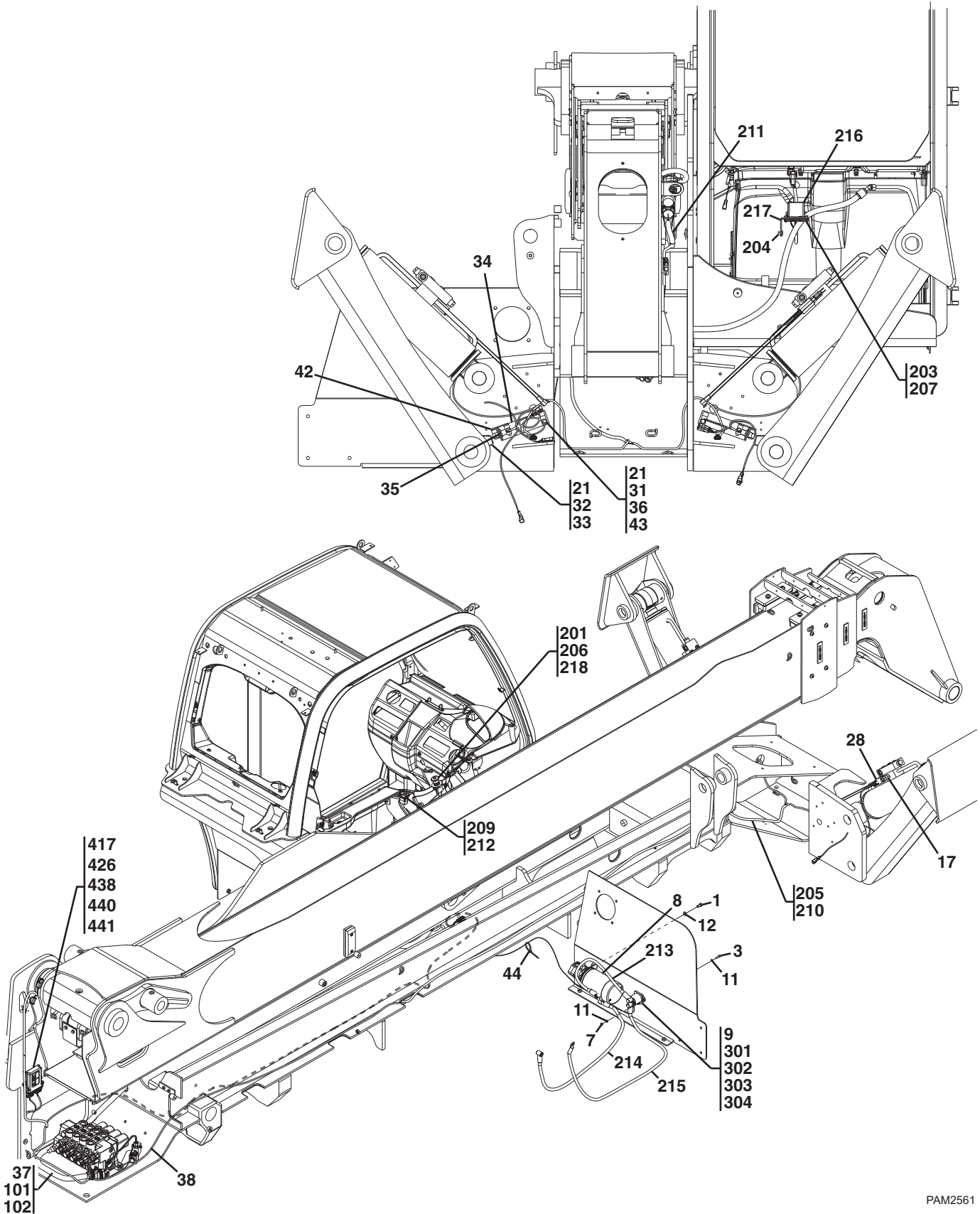
Item	Part Number	Qty.	Description	Rev.
	316-1997	Ref	DRIVING LIGHT INSTALLATION, (ITALY, GERMANY, FRANCE & ANSI) , (not available to order, see items 1 thru 18 for service)	D
	316-2017	Ref	DRIVING LIGHT INSTALLATION, (UK, IRELAND, CE & HEWDEN) , (not available to order, see items 1 thru 18 for service)	C
1	8T-4195	8	HEX HD CAPSCREW, M10X30, GR8.8	
2	303-4955	1	L.H. DRIVING LIGHT, (ITALY, GERMANY, FRANCE & ANSI)	
	316-8000	1	L.H. DRIVING LIGHT, (UK, IRELAND, CE & HEWDEN)	
	305-2107	1	REPLACEMENT BULB	
	305-2108	1	REPLACEMENT BULB, 55W	
	305-2109	1	REPLACEMENT BULB, 21W	
3	303-4956	1	R.H. DRIVING LIGHT, (ITALY, GERMANY, FRANCE & ANSI)	
	316-7999	1	R.H. DRIVING LIGHT, (UK, IRELAND, CE & HEWDEN)	
	305-2107	1	REPLACEMENT BULB	
	305-2108	1	REPLACEMENT BULB, 55W	
	305-2109	1	REPLACEMENT BULB, 21W	
4	5C-2890	4	HEX NUT, M6X1	
5	8T-4205	4	WASHER, 6mm	
6	8T-4121	8	WASHER, 10mm	
7	217-6029	2	TUBE	
8	217-6030	2	BRACKET	
9	217-6031	4	RUBBER WASHER	
10	8T-4123	2	HARD WASHER	
11	8T-4141	2	BOLT, M20X2.5	
12	316-8038	1	L.H. REAR LIGHT	
	323-5649	1	REPLACEMENT BULB, 5W	
	323-5648	1	REPLACEMENT BULB, 21W	
	305-2109	1	REPLACEMENT BULB, 21W	
13	316-8039	1	R.H. REAR LIGHT	
	323-5649	1	REPLACEMENT BULB, 5W	
	323-5648	1	REPLACEMENT BULB, 21W	
	305-2109	1	REPLACEMENT BULB, 21W	
14	316-1993	1	BRACKET	
15	316-1994	1	BRACKET	
16	316-2004	1	BRACKET	
17	316-2005	1	BRACKET	
18	206-1345	8	STRAP CABLE	

NOTE: ITEM NUMBERS NOT LISTED ARE NOT USED ON THIS FIGURE



ELECTRICAL

Figure 10-7 Frame Electronic Installation - If Equipped For Platform



PAM2561

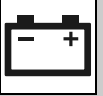
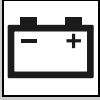


Figure 10-7 Frame Electronic Installation - If Equipped For Platform

Item	Part Number	Qty.	Description	Rev.
1	297-7029	2	HEX HD CAPSCREW, 3/8-16X3/4, GR5	
3	8T-4138	2	HEX HD CAPSCREW, M6X20, GR8.8	
7	5C-2890	2	HEX NUT, M6X1	
8	331-0931	1	AUXILIARY POWER PUMP	
9	331-0932	1	SOLENOID ASSY, (includes items 301 thru 304)	B
11	8T-4205	4	WASHER, 6MM	
12	8T-4121	2	WASHER, 10MM	
17		Ref	ELBOW, 90 DEGREES, (see Figure 8-10 for details)	
21		AR	CAT THREADLOCK	
28	335-8090	2	PRESSURE SWITCH	
31	8T-7547	4	HEX HD CAPSCREW, M8X30, GR8.8	
32	8T-4171	4	HEX HD CAPSCREW, M6X12, GR8.8	
33	335-8027	2	STRIKER WELDMENT	
34		2	R.H. PROXIMITY SUPPORT	
35	330-4261	2	PROXIMITY SENSOR	
36	8T-4224	4	WASHER, 8mm	
37	335-8050	Ref	HARNES INSTALLATION, (not available to order, see items 101 & 102 for service)	B
38	335-8051	Ref	PLATFORM ELECTRIC INSTALLATION, (not available to order, see items 201 thru 218 for service)	C
42	343-5890	2	PLATE	
43	6V-3265	2	CLIP	
44		Ref	TIE STRAP, (see Figure 8-10 for details)	
101		AR	TIE STRAP	
102	318-0424	1	HARNES	
201	335-8058	1	EMS DECAL	
203	105-3480	4	HEX SOCKET HD CAPSCREW, M5X16	
204	8T-4171	2	HEX HD CAPSCREW, M6X12, GR8.8	
205		AR	TIE STRAP	
206	335-8089	1	EMERGENCY STOP SWITCH	
207	304-2604	4	LOCKWASHER, 5mm	
209		Ref	SWITCH BODY, (see Figure 10-3 for details)	
210	318-0427	1	PLATFORM HARNES	
211	347-2189	1	HARNES	
212		Ref	SWITCH KEY, (see Figure 10-3 for details)	
213	349-9177	1	HARNES	
214	349-9178	1	STARTER GROUND HARNES	
215	349-9179	1	POSITIVE BATTERY HARNES	
216	339-3021	1	PLATFORM RELAY BOX HARNES	
217	339-3024	1	BRACKET	
218	341-7094	1	EMERGENCY STOP HARNES	
301		2	NUT	
302		1	HEX NUT, #10	
303		1	POWER RELAY	
304	298-7377	1	WASHER, #10	
417	8T-4205	2	WASHER, 6MM	
426		Ref	CAT THREADLOCK	
438	356-3878	1	RIDE & FLOAT CONTROL HARNES	
440	6V-7357	2	HEX HD CAPSCREW, M6X25, GR8.8	



ELECTRICAL

Figure 10-7 Frame Electronic Installation - If Equipped For Platform

Item	Part Number	Qty.	Description	Rev.
441	340-2303	1	RIDE & FLOAT CONTROL	

NOTE: ITEM NUMBERS NOT LISTED ARE NOT USED ON THIS FIGURE

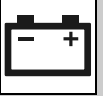
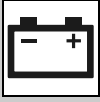


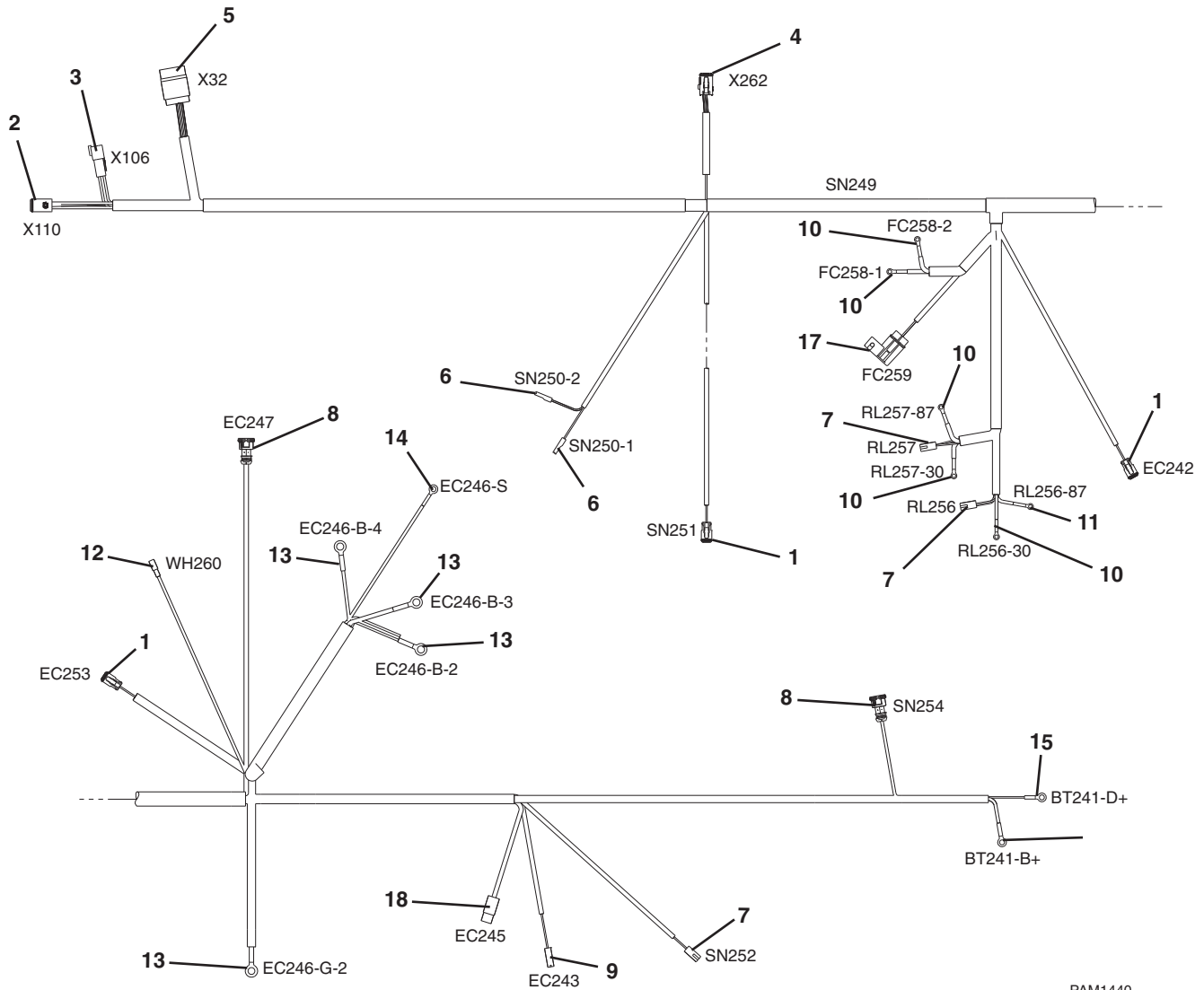
Figure 10-7 Frame Electronic Installation - If Equipped For Platform

Item	Part Number	Qty.	Description	Rev.



ELECTRICAL

Figure 10-8 Engine Harness



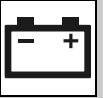
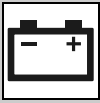


Figure 10-8 Engine Harness

Item	Part Number	Qty.	Description	Rev.
	318-0408	1	ENGINE HARNESS, (includes all items)	D
1	334-5871	3	CONNECTOR	
2		1	CONNECTOR	
3		1	CONNECTOR	
4		1	CONNECTOR	
5	362-8038	1	CONNECTOR	
6	362-6352	2	FEMALE COVER	
7	368-9616	2	CONNECTOR	
8	176-1477	3	CONNECTOR	
9	334-5866	1	CONNECTOR	
10		4	CONNECTOR	
11		2	CONNECTOR	
12	334-4127	1	TERMINAL, SNAP PLUG, RECEPT 14-16 AWG	
13	335-1495	4	TERMINAL RING, M10 8-10 SQ MM	
14	334-5867	1	CONNECTOR	
15		1	CONNECTOR	
16		4	TERMINAL, RING 1/4 8 AWG	
17		1	CONNECTOR ASSY, (includes 15 amp fuse)	
	362-6358	1	CONNECTOR	
18	362-4916	1	CONNECTOR	
NOTE: ITEM NUMBERS NOT LISTED ARE NOT USED ON THIS FIGURE				



ELECTRICAL

TH414 Before S/N TBZ00561
TH514 Before S/N TBW00201
TH417 Before S/N TBT00216

Figure 10-9 Cab Floor Harness

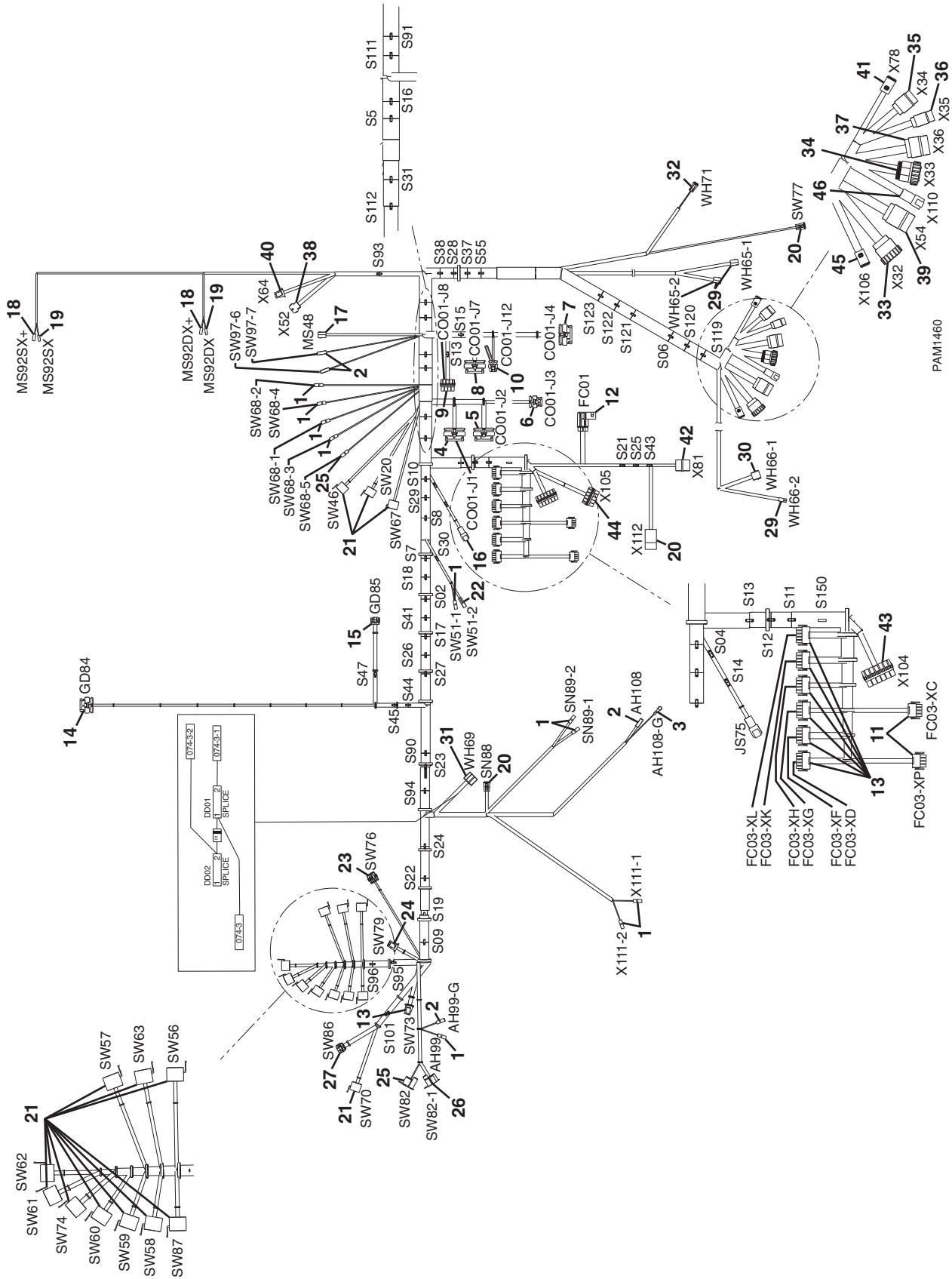
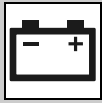




Figure 10-9 Cab Floor Harness

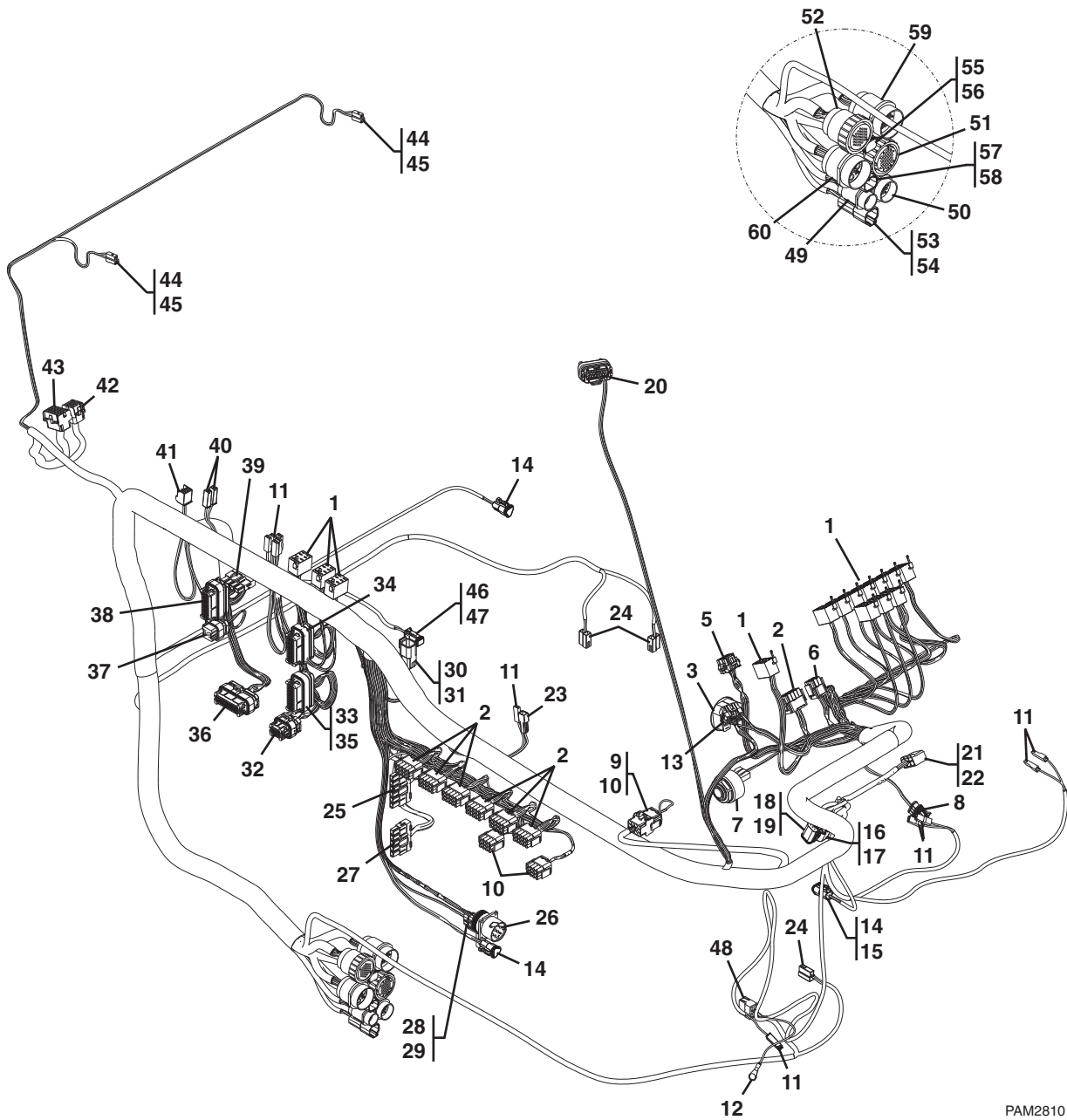
Item	Part Number	Qty.	Description	Rev.
	318-0398	1	CAB FLOOR HARNESS (includes all items)	E
1	362-6352	12	FEMALE COVER	
2	334-5866	2	CONNECTOR	
3		1	TERMINAL RING	
4		1	CONNECTOR	
5		1	CONNECTOR	
6		1	CONNECTOR	
7		1	CONNECTOR	
8		1	CONNECTOR	
9		1	CONNECTOR	
10	362-6367	1	CONNECTOR	
11	362-6362	2	CONNECTOR	
12		1	CONNECTOR ASSY, (includes 10 amp fuse)	
	362-6358	1	CONNECTOR	
13		7	CONNECTOR	
14	362-6351	1	CONNECTOR	
15	362-6366	1	CONNECTOR	
16		1	CONNECTOR	
17	335-1499	1	CONNECTOR	
18	362-6354	2	HOUSING	
19	362-6353	2	CONNECTOR	
20		3	CONNECTOR	
21		14	CONNECTOR	
22	362-6355	1	CONNECTOR	
23		1	CONNECTOR	
24		1	CONNECTOR	
25	362-8040	1	CONNECTOR	
26	362-8041	1	CONNECTOR	
27	362-6365	1	CONNECTOR	
28	334-5866	2	CONNECTOR	
29	368-9616	3	CONNECTOR	
30	5W-4957	1	CONNECTOR	
31	104-7622	1	HOUSING	
32	334-5871	1	CONNECTOR	
33	362-8035	1	CONNECTOR	
34	362-6361	1	CONNECTOR	
35	362-6364	1	CONNECTOR	
36	362-6363	1	CONNECTOR	
37	362-6362	1	CONNECTOR	
38		1	CONNECTOR	
39	362-8038	1	CONNECTOR	
40		1	CONNECTOR	
41	323-7237	1	CONNECTOR	
42	9W-1951	1	PLUG	
43	362-6357	1	CONNECTOR	
44	362-6356	1	CONNECTOR	
45		1	CONNECTOR	
46		1	CONNECTOR	



ELECTRICAL

TH414 S/N TBZ00561 & After
TH514 S/N TBW00201 & After
TH417 S/N TBT00216 & After

Figure 10-9 Cab Floor Harness

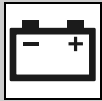


PAM2810



Figure 10-9 Cab Floor Harness

Item	Part Number	Qty.	Description	Rev.
	318-0398	1	CAB FLOOR HARNESS, (includes all items)	G
1		14	CONNECTOR	
2		7	CONNECTOR	
3	362-8040	1	CONNECTOR	
4	362-8041	1	CONNECTOR	
5	362-6365	1	CONNECTOR	
6		1	CONNECTOR	
7	362-6352	1	CONNECTOR, HOUSING w/BUZZER	
	316-8041	1	BUZZER	
8		1	CONNECTOR	
9		1	CONNECTOR	
10		3	CONNECTOR	
11	362-6352	11	CONNECTOR, HOUSING	
12		1	RING TERMINAL	
13	362-6366	1	CONNECTOR	
14		3	CONNECTOR, PLUG	
15	335-1516	1	LOCK WEDGE	
16	334-5873	1	CONNECTOR	
17	334-5961	1	LOCK WEDGE	
18	334-5872	1	CONNECTOR, PLUG	
19	305-5467	1	LOCK WEDGE	
20	362-6351	1	CONNECTOR, AMP SEAL	
21		1	DIODE	
22		1	CONNECTOR, HOUSING	
23	362-6355	1	CONNECTOR, HOUSING	
24	368-9616	3	CONNECTOR, HOUSING	
25	362-6357	1	CONNECTOR	
26	9W-1951	1	PLUG	
27	362-6356	1	CONNECTOR	
28		1	CONNECTOR ASSY, (includes 10 amp fuse)	
	362-6358	1	CONNECTOR	
29	299-0944	1	COVER	
30		1	CONNECTOR	
31		1	WEDGE LOCK	
32		1	CONNECTOR, AMP SEAL	
33		1	DIODE	
34		1	CONNECTOR, AMP SEAL	
35		1	CONNECTOR, AMP SEAL	
36		1	CONNECTOR, AMP SEAL	
37	362-6367	1	CONNECTOR, AMP SEAL	
38		1	CONNECTOR, AMP SEAL	
39		1	CONNECTOR	
40	334-5866	2	CONNECTOR, HOUSING	
41	335-1499	1	CONNECTOR	
42		1	CONNECTOR	
43		1	CONNECTOR	
44	362-6354	2	CONNECTOR	
45	362-6353	2	CONNECTOR	
46	334-5871	1	CONNECTOR, PLUG	



ELECTRICAL

TH414 S/N TBZ00561 & After
TH514 S/N TBW00201 & After
TH417 S/N TBT00216 & After

Figure 10-9 Cab Floor Harness

Item	Part Number	Qty.	Description	Rev.
47	305-5449	1	WEDGE LOCK	
48	5W-4957	1	CONNECTOR, HOUSING	
49	362-6363	1	CONNECTOR	
50	362-6364	1	CONNECTOR	
51	362-6361	1	CONNECTOR	
52	362-8035	1	CONNECTOR	
53	323-7237	1	CONNECTOR	
54		1	WEDGE LOCK	
55		1	CONNECTOR, PLUG	
56		1	WEDGE LOCK	
57		1	CONNECTOR	
58		1	WEDGE LOCK	
59	362-8038	1	CONNECTOR	
60	362-6362	1	CONNECTOR	

TH414 S/N TBZ00561 & After
TH514 S/N TBW00201 & After
TH417 S/N TBT00216 & After

ELECTRICAL

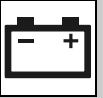
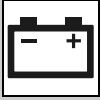


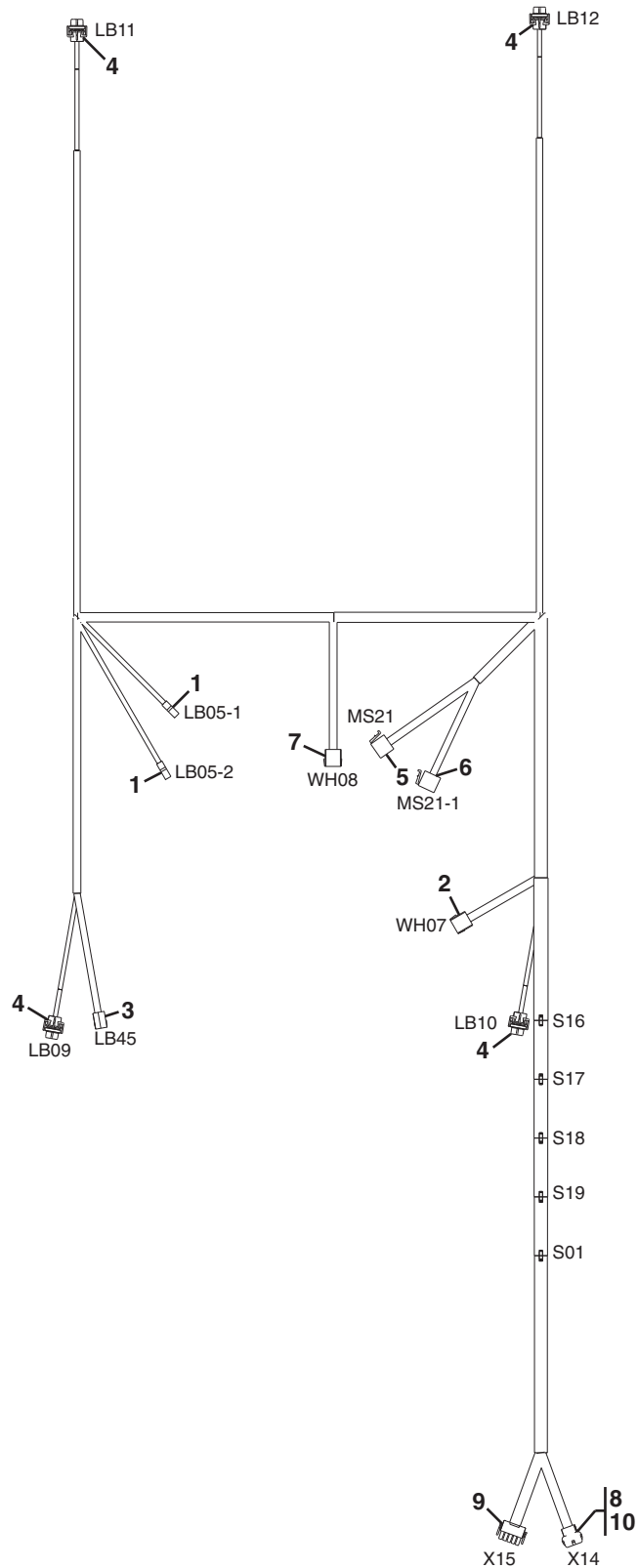
Figure 10-9 Cab Floor Harness

Item	Part Number	Qty.	Description	Rev.



ELECTRICAL

Figure 10-10 Cab Roof Harness



PAM1500

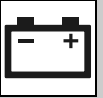
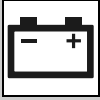


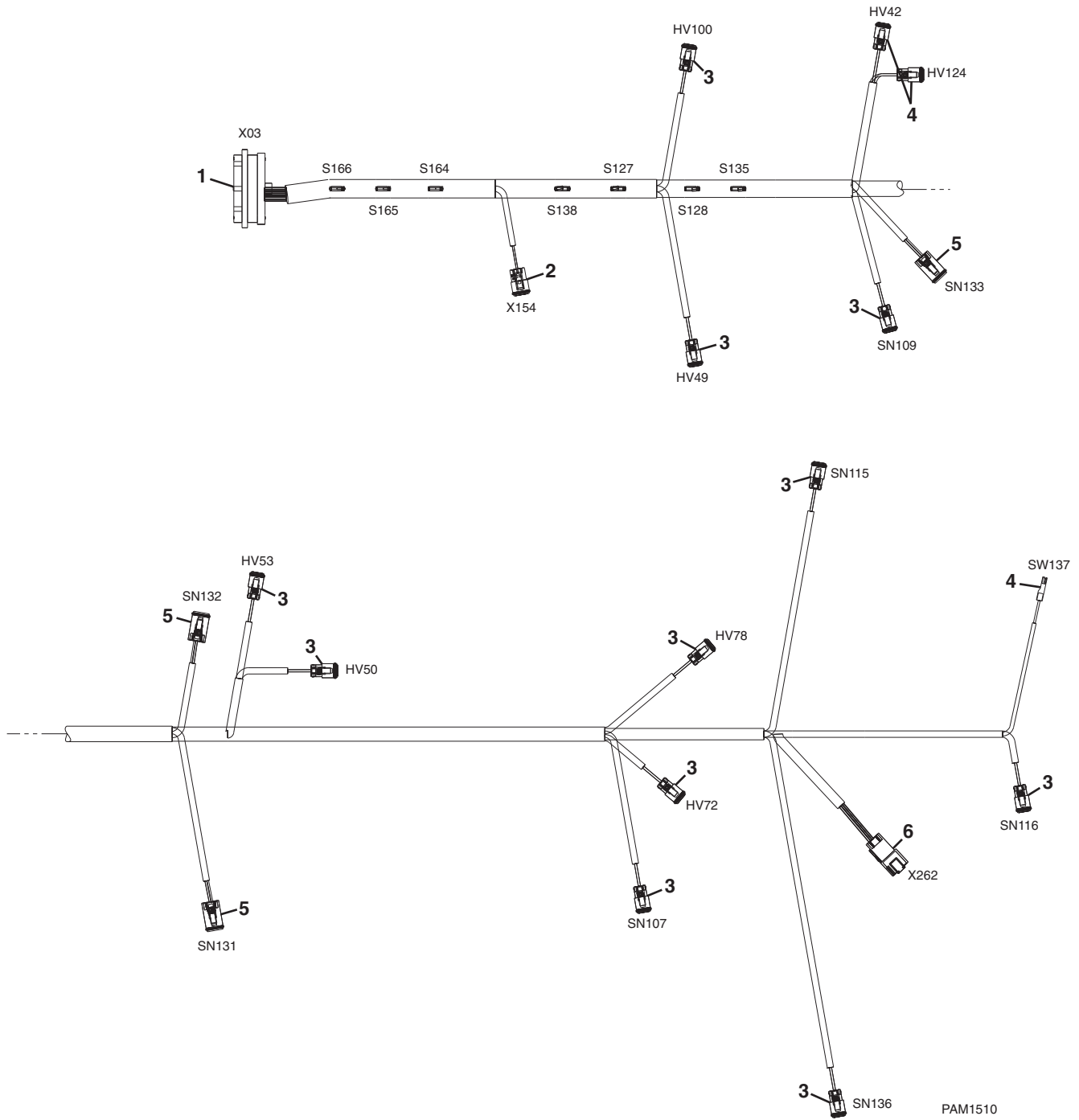
Figure 10-10 Cab Roof Harness

Item	Part Number	Qty.	Description	Rev.
	318-0400	1	CAB ROOF HARNESS (includes all items)	E
1	362-6352	2	FEMALE COVER	
2	5W-4957	1	CONNECTOR	
3	368-9616	1	CONNECTOR	
4	334-5876	4	CONNECTOR	
5	213-8351	1	CONNECTOR	
6	213-8350	1	CONNECTOR	
7	5W-4957	1	CONNECTOR	
8	334-5871	1	CONNECTOR	
9		1	CONNECTOR	
10	305-5449	1	CONNECTOR LOCK	



ELECTRICAL

Figure 10-11 Transmission Harness



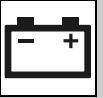
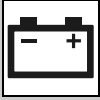


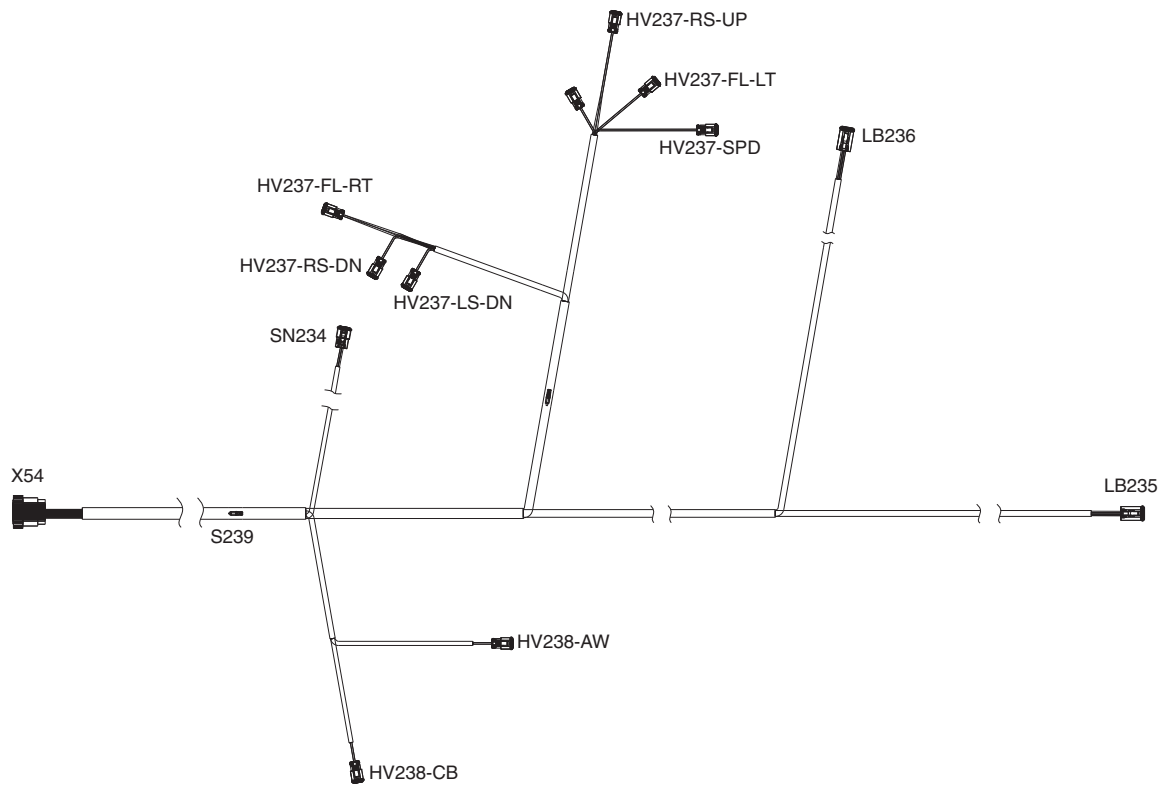
Figure 10-11 Transmission Harness

Item	Part Number	Qty.	Description	Rev.
	318-0418	1	TRANSMISSION HARNESS (includes all items)	B
1	160-7689	1	CONNECTOR ASSY	
2		1	CONNECTOR	
3	334-5871	11	CONNECTOR	
4	362-6352	3	FEMALE COVER	
5	334-5870	3	CONNECTOR	
6		1	CONNECTOR	



ELECTRICAL

Figure 10-12 Front Frame Harness



PAM2070

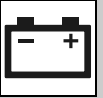
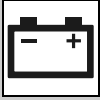


Figure 10-12 Front Frame Harness

Item	Part Number	Qty.	Description	Rev.
	318-0396	1	FRONT FRAME HARNESS, (includes items 101 thru 104)	E
101	362-8035	1	CONNECTOR	
102		1	CONNECTOR	
103	334-5871	9	CONNECTOR	
104	334-5872	2	CONNECTOR	

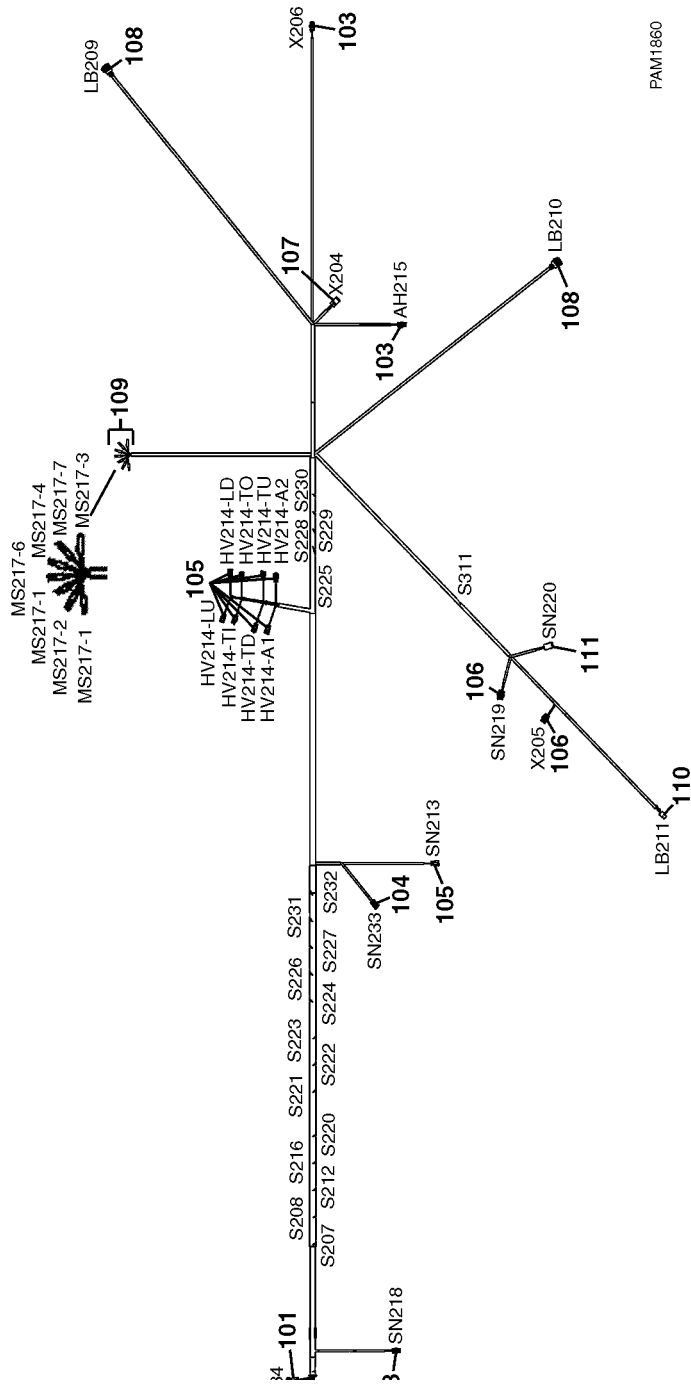
NOTE: ITEM NUMBERS NOT LISTED ARE NOT USED ON THIS FIGURE



ELECTRICAL

TH414 Before S/N TBZ00561
TH514 Before S/N TBW00201
TH417 Before S/N TBT00216

Figure 10-13 Rear Frame Harness

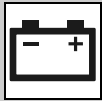


PAM1860

TH414 Before S/N TBZ00561
 TH514 Before S/N TBW00201
 TH417 Before S/N TBT00216

Figure 10-13 Rear Frame Harness

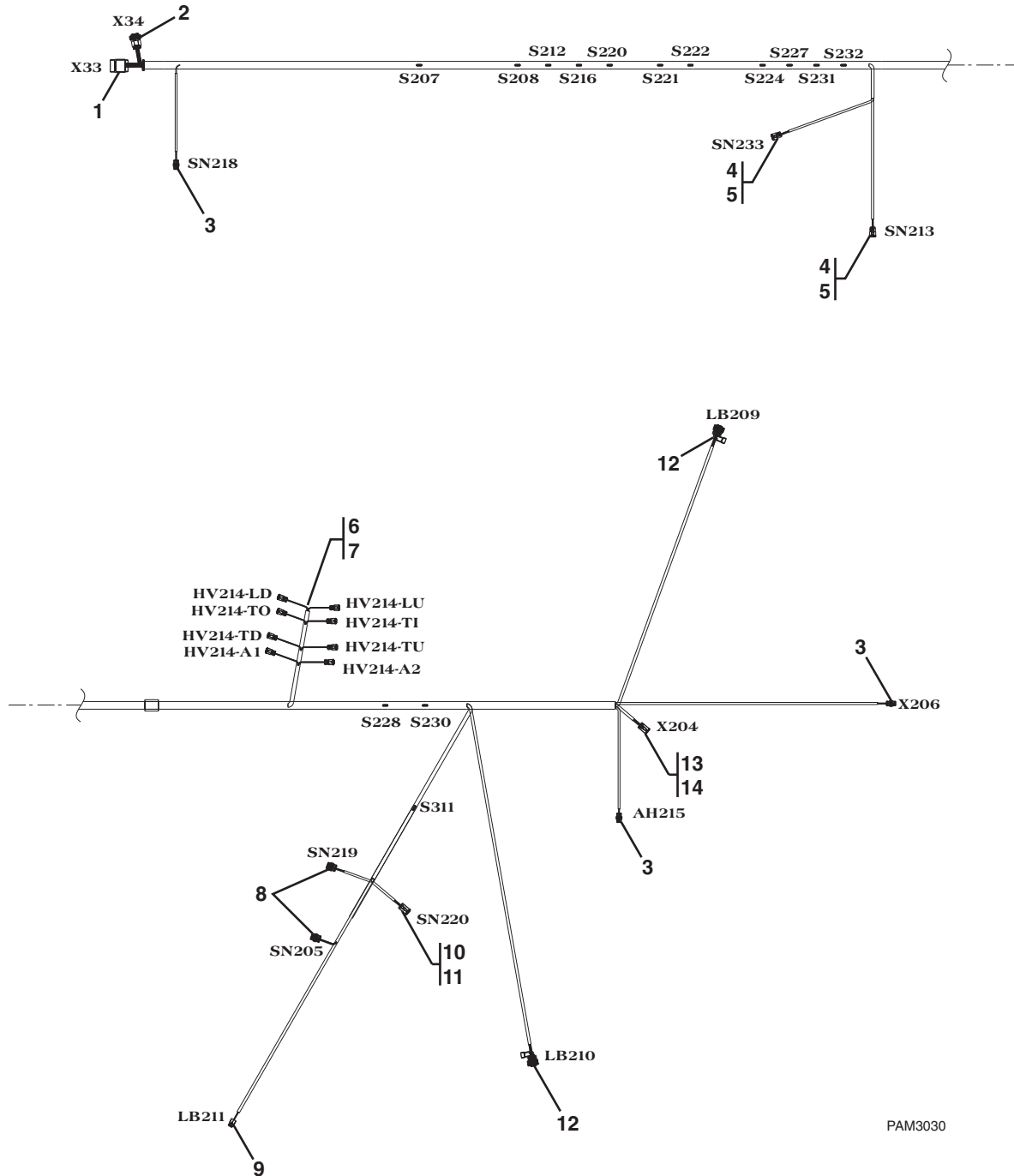
Item	Part Number	Qty.	Description	Rev.
	318-0429	1	REAR FRAME HARNESS, (includes items 101 thru 111)	F
101	362-8042	1	CONNECTOR	
102		1	CONNECTOR	
103	362-4935	3	CONNECTOR	
104		1	CONNECTOR	
105	334-5871	9	CONNECTOR	
106	334-4102	2	CONNECTOR	
107	334-5870	1	CONNECTOR	
108	362-4932	3	CONNECTOR W/ BOOT	
109	362-6352	7	FEMALE COVER	
110	362-4931	1	CONNECTOR	
111	334-5872	1	PLUG	



ELECTRICAL

TH414 S/N TBZ00561 & After
TH514 S/N TBW00201 & After
TH417 S/N TBT00216 & After

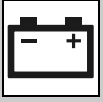
Figure 10-13 Rear Frame Harness



TH414 S/N TBZ00561 & After
 TH514 S/N TBW00201 & After
 TH417 S/N TBT00216 & After

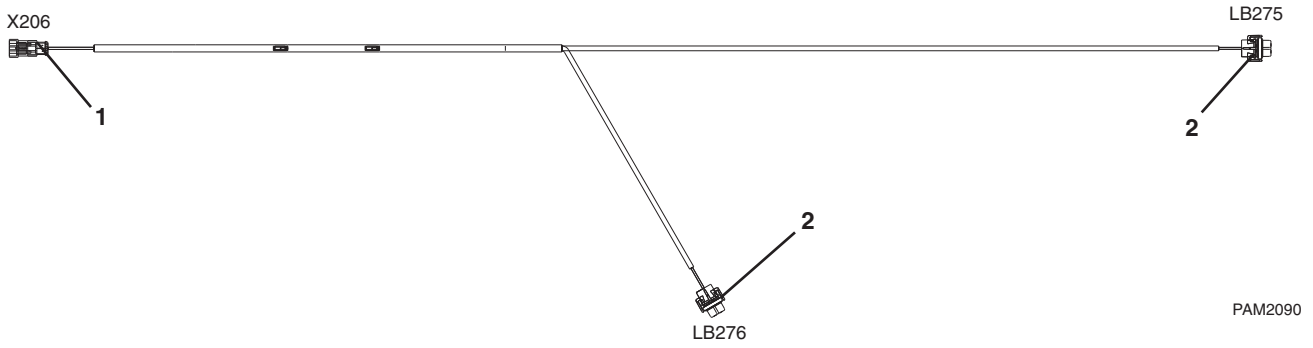
Figure 10-13 Rear Frame Harness

Item	Part Number	Qty.	Description	Rev.
	368-1838	1	REAR FRAME HARNESS, (includes items 1 thru 14)	A
1		1	CONNECTOR	
2	362-8042	1	CONNECTOR	
3		3	CONNECTOR	
4		2	CONNECTOR	
5	335-1516	2	WEDGELOCK	
6	334-5871	8	CONNECTOR	
7	305-5449	8	WEDGELOCK	
8		2	CONNECTOR	
9	362-4931	1	CONNECTOR	
10	334-5872	1	CONNECTOR	
11	334-4101	1	WEDGELOCK	
12		2	CONNECTOR	
13	334-5870	1	CONNECTOR	
14	305-5450	1	WEDGELOCK	



ELECTRICAL

Figure 10-14 Boom Worklight Harness



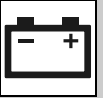
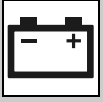


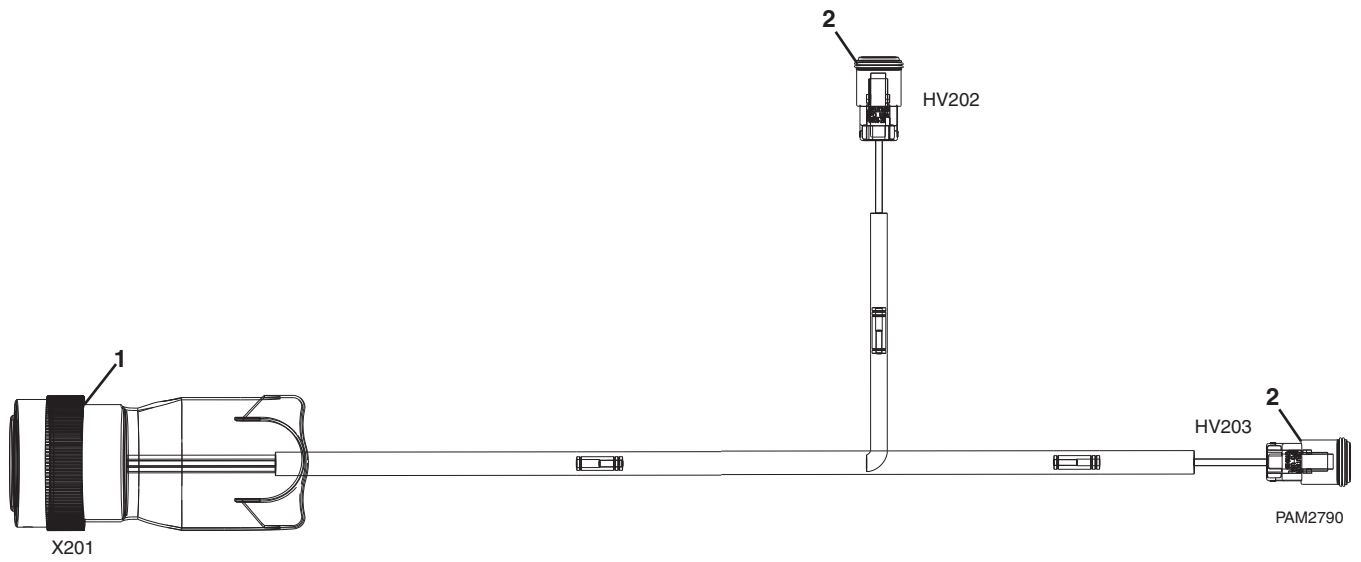
Figure 10-14 Boom Worklight Harness

Item	Part Number	Qty.	Description	Rev.
	318-0419	1	BOOM WORKLIGHT HARNESS, (includes items 1 &2)	A
1	362-8036	1	CONNECTOR	
2	334-5876	2	CONNECTOR	



ELECTRICAL

Figure 10-15 Auxiliary Hydraulic Harness



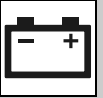
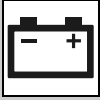


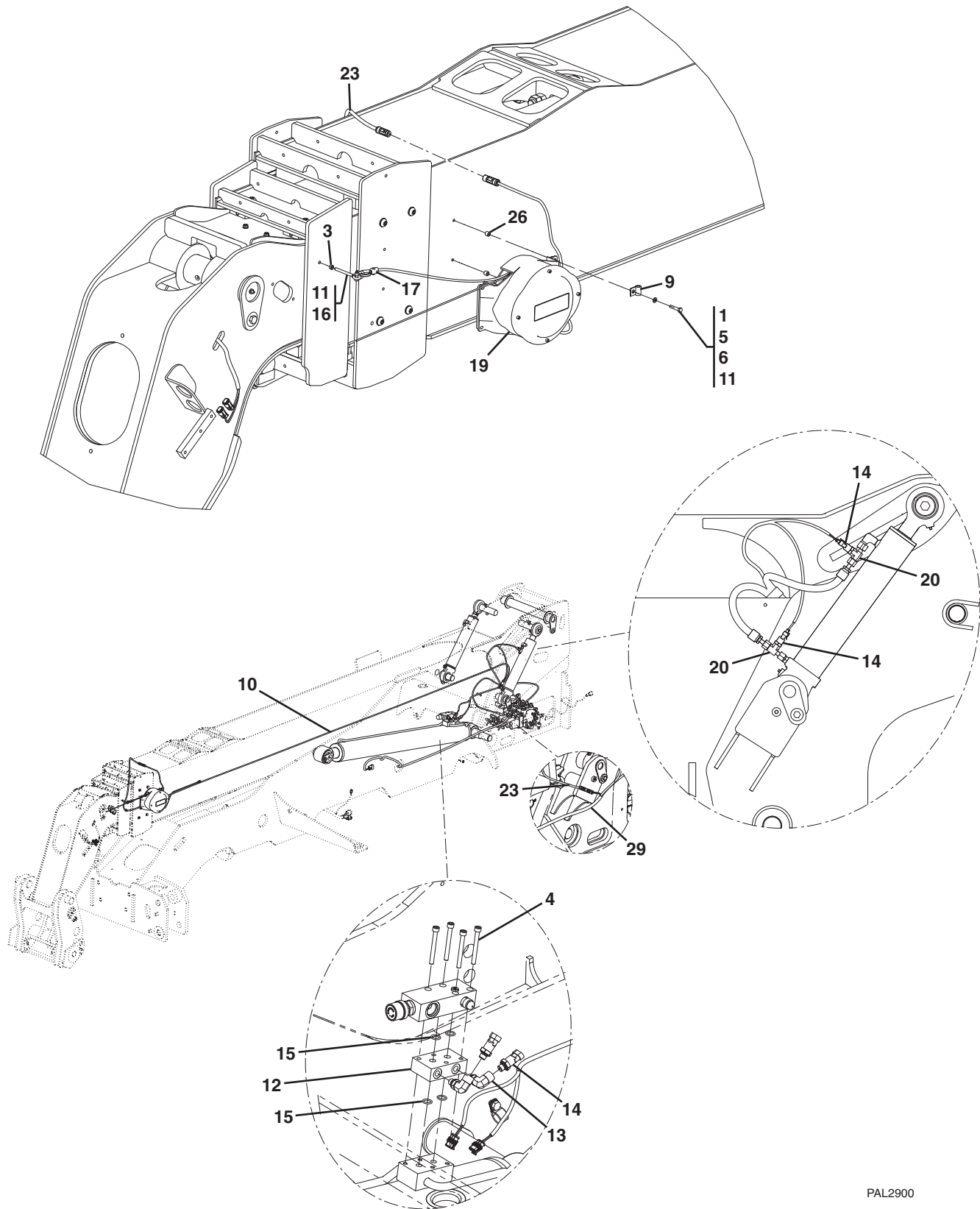
Figure 10-15 Auxiliary Hydraulic Harness

Item	Part Number	Qty.	Description	Rev.
1	330-4772	1	AUXILIARY HYDRAULIC HARNESS, (includes items 1 & 2)	B
		1	CONNECTOR	
		1	HARDWARE KIT, (includes nut, washer & cap)	
2	334-5871	2	CONNECTOR	
	305-5449	2	CONNECTOR LOCK	



ELECTRICAL

Figure 10-16 LMIS Installation



PAL2900

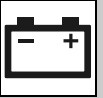
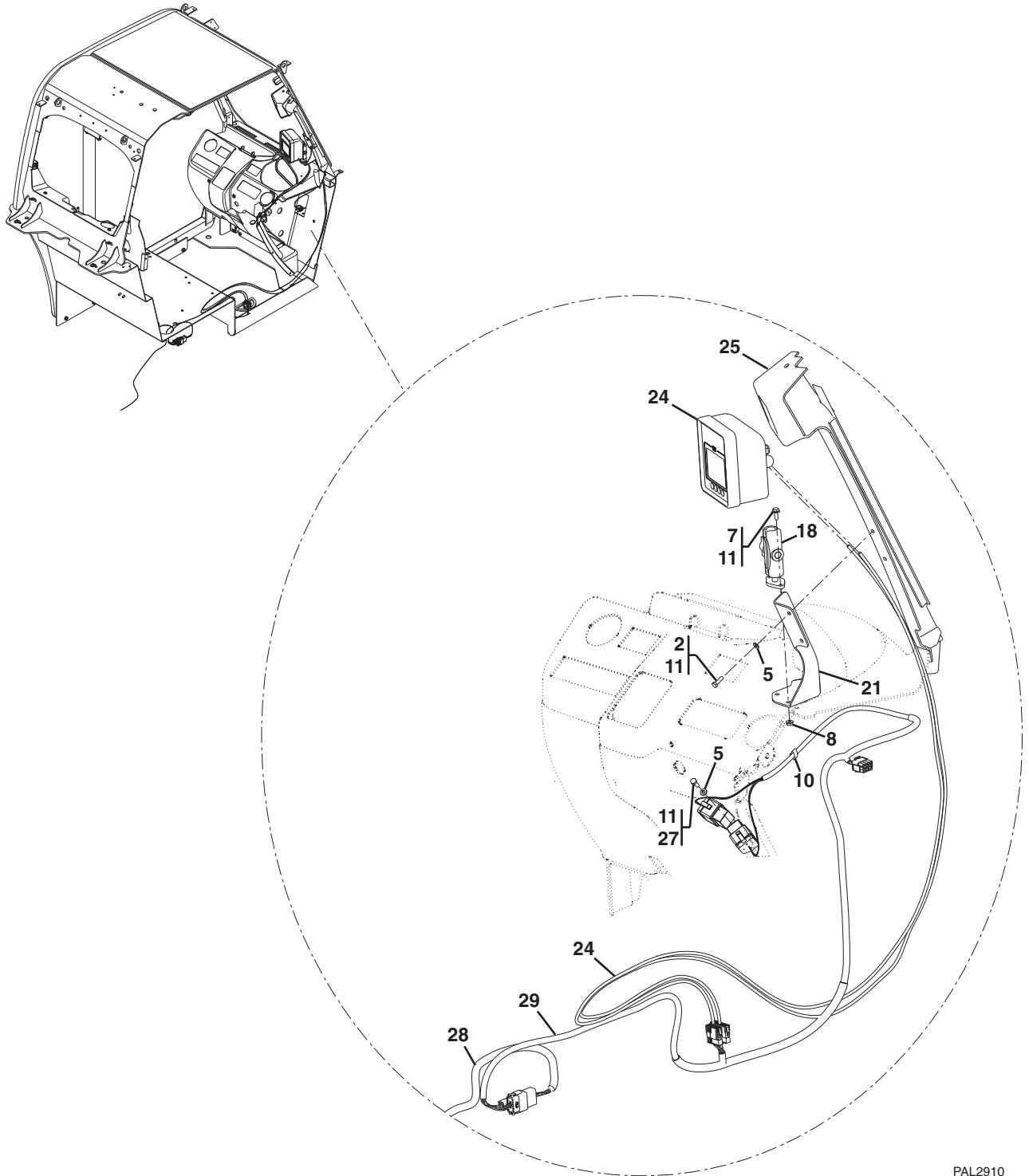
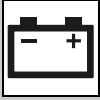


Figure 10-16 LMIS Installation



PAL2910



ELECTRICAL

Figure 10-16 LMIS Installation

Item	Part Number	Qty.	Description	Rev.
	354-1180	Ref	LMIS INSTALLATION, (not available to order, see items 1 thru 29 for service)	D
1	8T-4971	4	HEX HD CAPSCREW, M6X20, GR8.8	
2	8T-4138	2	HEX HD CAPSCREW, M6X20, GR8.8	
3	5C-2890	1	HEX NUT, M6X1, GR8	
4	7I-8935	4	HEX SOCKET HD SCREW, M8X75	
5	8T-4205	6	WASHER, 6MM	
6	303-4787	4	SPRING, LOCKWASHER, 6MM	
7	235-4451	2	RIPP BOLT, M6X16MM	
8	243-5027	2	RIPP NUT, 6MM	
9		1	CLIP	
10	7K-1181	AR	CABLE STRAP	
11		AR	CAT THREADLOCK	
12		1	CYLINDER MANIFOLD PLATE	
13		2	FITTING, 90 DEGREES	
14		4	SENSOR	
15		4	O-RING, 2.6MM	
16		1	EYE BOLT, M6X60MM	
17		1	CABLE REEL CLIP	
18		1	BALL PIVOT ARM SUPPORT	
19		1	REEL	
20	354-1181	2	TEE FITTING	
21	354-1189	1	MOUNT PLATE	
23	354-1184	1	LMIS REEL EXTENTION HARNESS	
		2	CONNECTOR	
24	354-1183	1	DISPLAY GAUGE	
25	354-1179	1	LMIS COVER	
26	354-1188	2	SPACER	
27	5C-9553	1	HEX HD CAPSCREW, M6X16, GR8.8	
28	361-7854	1	LMIS CAB HARNESS, (see Figure 10-18 for details)	
29	361-7855	1	LMIS CHASSIS HARNESS, (see Figure 10-18 for details)	

NOTE: ITEM NUMBERS NOT LISTED ARE NOT USED ON THIS FIGURE

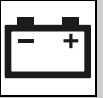


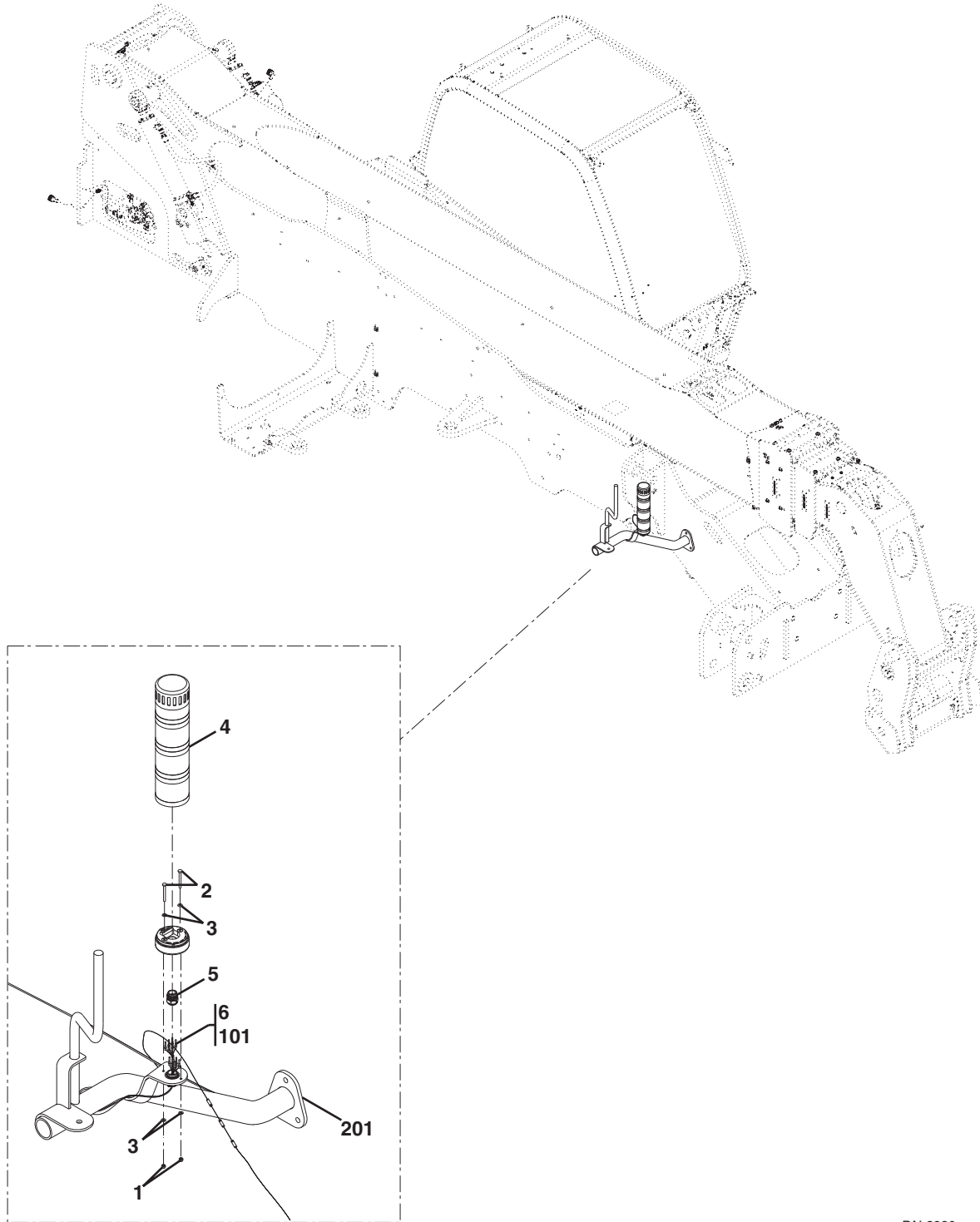
Figure 10-16 LMIS Installation

Item	Part Number	Qty.	Description	Rev.



ELECTRICAL

Figure 10-17 LMIS Beacon Installation



PAL2920

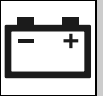
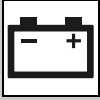


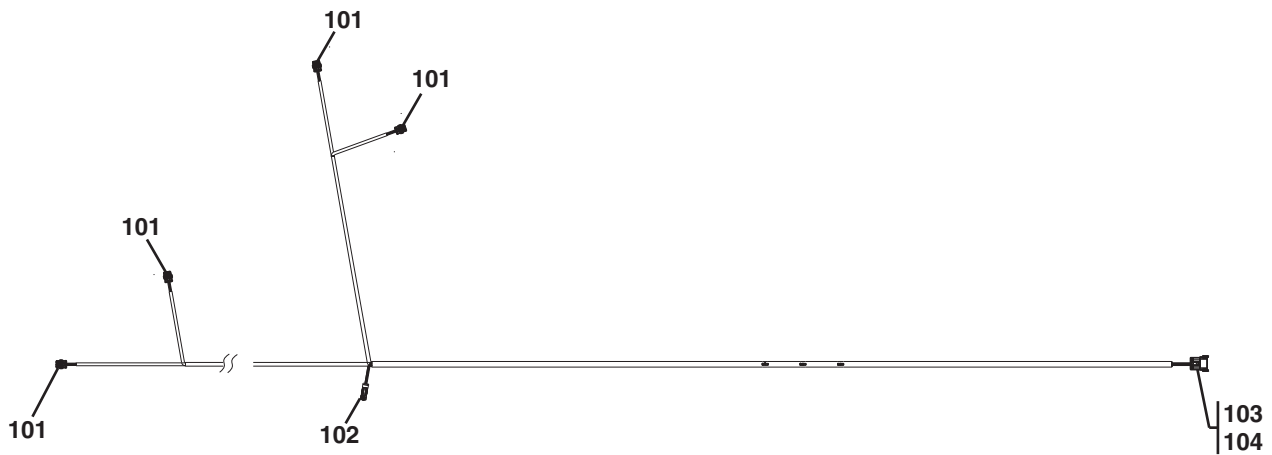

Figure 10-17 LMIS Beacon Installation

Item	Part Number	Qty.	Description	Rev.
	361-7853	1	LMIS BEACON INSTALLATION, (not available to order, see items 1 thru 6 for service)	B
1	178-9983	2	HEX LOCK NUT, M4X0.7, GR8	
2	332-3058	2	PAN HD SCREW, M4X40MM	
3	5W-5038	4	WASHER, 4MM	
4		1	LMIS WARNING BEACON LIGHT	
5		1	CABLE GLAND, M20X1.5	
6	361-7856	1	LMIS BEACON HARNESS, (includes items 101)	
101	323-7237	1	CONNECTOR KIT	
		1	CONNECTOR	
		1	WEDGE LOCK	
201		Ref	MIRROR BRACKET, (see Figure 1-1 for details)	
NOTE: ITEM NUMBERS NOT LISTED ARE NOT USED ON THIS FIGURE				



ELECTRICAL

Figure 10-18 LMIS Harness



PAM2930

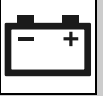
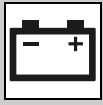


Figure 10-18 LMIS Harness


Item	Part Number	Qty.	Description	Rev.
	361-7854	1	LMIS CAB HARNESS, (includes items 1 thru 10)	B
1		1	CONNECTOR	
2	299-0312	2	RELAY	
3		1	CONNECTOR	
4		1	TERMINAL	
5		1	TERMINAL	
6		1	TERMINAL	
7	299-7106	1	LOCK WEDGE	
8		1	TERMINAL PLUG	
9	305-5450	1	LOCK WEDGE	
10	334-5870	1	TERMINAL PLUG	
	361-7855	1	LMIS CHASSIS HARNESS, (includes items 101 thru 104)	B
101		4	TERMINAL	
102	362-6362	1	CONNECTOR	
103		1	TERMINAL	
104	304-2647	1	LOCKWEDGE	
NOTE: ITEM NUMBERS NOT LISTED ARE NOT USED ON THIS FIGURE				

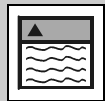


ELECTRICAL

This Page Intentionally Left Blank

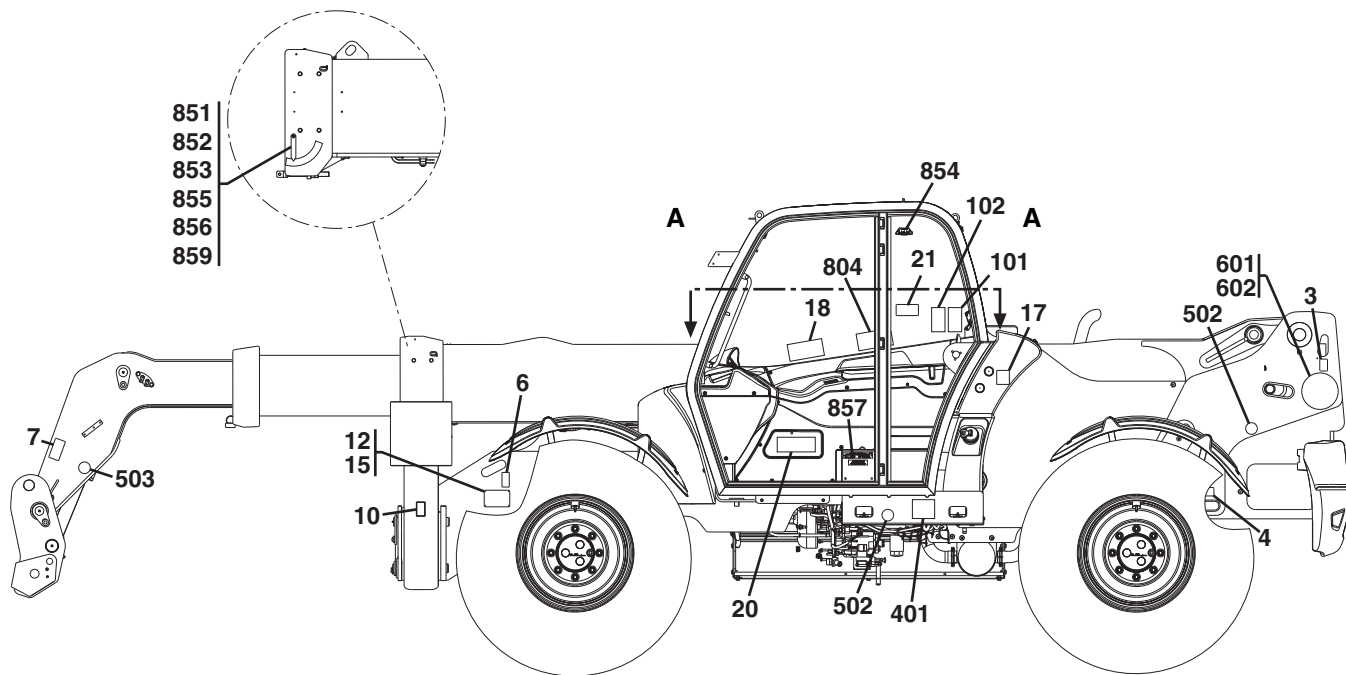
SECTION 11 DECALS



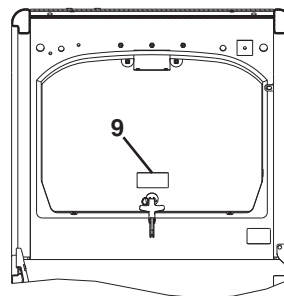
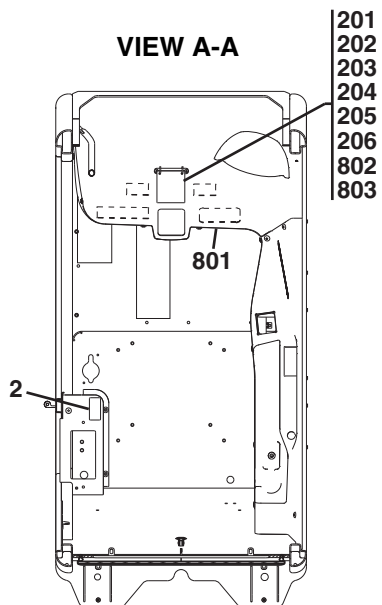


DECALS

Figure 11-1 Cab & Frame Decals



VIEW A-A



PAM1774

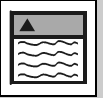
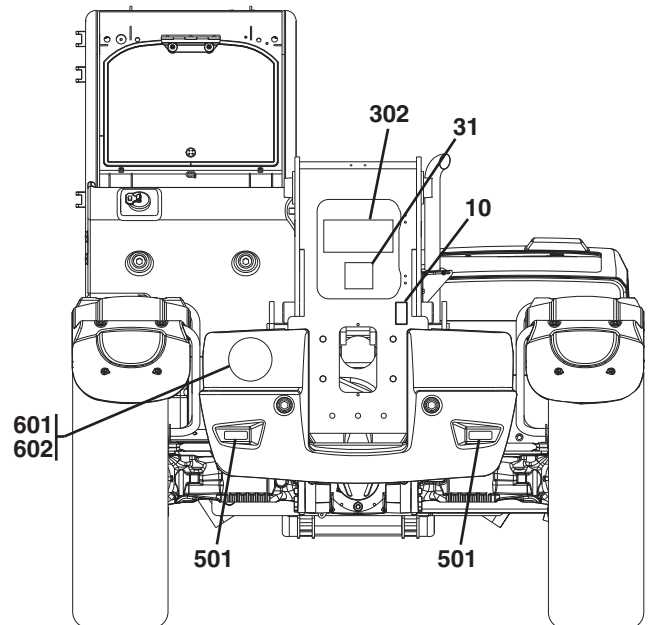
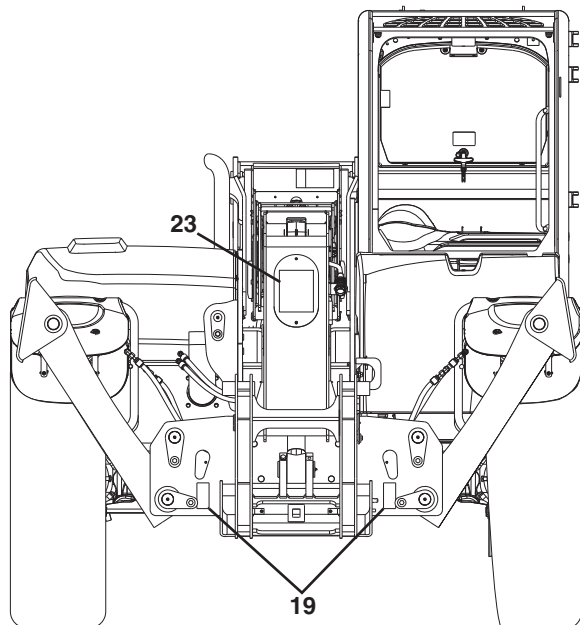
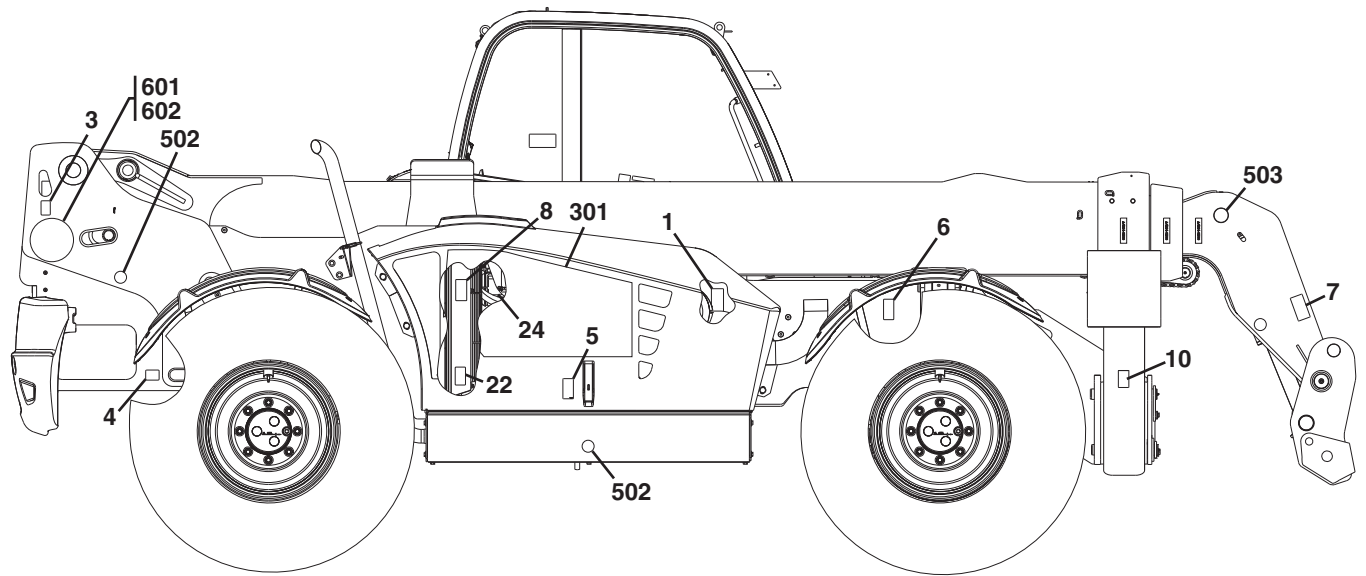


Figure 11-1 Cab & Frame Decals (Continued)



PAM1781



DECALS

Figure 11-1 Cab & Frame Decals

Item	Part Number	Qty.	Description	Rev.
	326-1975	Ref	DECAL INSTALLATION, (CE & AUS) , (not available to order, see items 1 thru 31 for service)	H
	362-8015	1	DECAL INSTALLATION, (TH514-ANSI) , (not available to order, see items 1 thru 4, 8 thru 10, 12, 17 thru 24 & 55 for service)	A
1	323-5615	1	ETHER WARNING DECAL	
2	323-5616	1	PARK BRAKE DECAL	
3	323-7254	2	LIFT DECAL	
4	323-7255	2	TIE DOWN DECAL	
5	329-3667	1	INSTRUCTION/SAFETY DECAL	
6	323-7256	2	BOOM PROP DECAL	
7		Ref	WARNING DECAL, (see Figure 11-2 for details)	
8	314-5322	1	ENGINE WARNING DECAL, (CE & AUS)	
	303-4942	1	ENGINE WARNING DECAL, (TH514-ANSI)	
9	323-7259	1	EMERGENCY EXIT DECAL	
10	323-7262	3	STAY CLEAR DECAL	
12		1	S/N PLATE	
15		4	FASTNER TACKS	
17	323-5603	1	OIL CHECK DECAL	
18	330-4301	1	CAB WARNING DECAL, (CE & AUS)	
	330-4304	1	CAB WARNING DECAL, (TH514-ANSI)	
19	326-2002	2	TIE DOWN DECAL	
20	330-4302	1	FUSE DECAL	
21	314-5316	1	NO RIDERS DECAL, (CE & AUS)	
	303-4948	1	NO RIDERS DECAL, (TH514-ANSI)	
22	314-5318	1	BATTERY DECAL, (CE & AUS)	
	323-5617		BATTERY DECAL, (TH514-ANSI)	
23		Ref	PERSONNEL CARRY DECAL, (see Figure 11-2 for details)	
24	330-7889	1	ENGINE COOLANT DECAL	
31	330-8106	1	GREASE POINT DECAL	
55		Ref	PINCH POINT DECAL, (not shown), (see Figure 11-2 for details)	
	323-7407	Ref	JOYSTICK DECAL INSTALLATION, (if equipped), (LOADER PATTERN), (not available with HEWDEN machines) , (not available to order, see items 101 & 102 for service)	A
	323-7406	Ref	JOYSTICK DECAL INSTALLATION, (if equipped), (LIFT PATTERN), (REQUIRED W/ HEWDEN & ANSI MACHINES) , (not available to order, see items 101 & 102 for service)	A
101	323-7387	1	JOYSTICK DECAL, (LOADER PATTERN)	
	323-7388	1	JOYSTICK DECAL, (LIFT PATTERN)	
102	323-7386	1	JOYSTICK OUTRIGGER DECAL	
201	326-1992	1	CAPACITY CHART BOOKLET, (TH414), (Before S/N TBZ00561)	7
		1	CAPACITY CHART BOOKLET, (TH414), (S/N TBZ00561 & After)	1
	326-1995	1	COVER, (TH414)	
	326-1991	1	FORKS CAPACITY CHART, (TH414, without outriggers)	
	326-2007	1	FORKS CAPACITY CHART, (TH414, with outriggers)	
	326-1993	1	SIDE SHIFT CARRIAGE CAPACITY CHART, (TH414, without outriggers)	
	326-2008	1	SIDE SHIFT CARRIAGE CAPACITY CHART, (TH414, with outriggers)	
	326-1994	1	ROTATE/SIDE TILT CARRIAGE CAPACITY CHART, (TH414, without outriggers)	



Figure 11-1 Cab & Frame Decals (Continued)

Item	Part Number	Qty.	Description	Rev.	
202	326-2009	1	ROTATE/SIDE TILT CARRIAGE CAPACITY CHART, (TH414, with outriggers)		
	328-8574	1	1,0 m ³ BUCKET CAPACITY CHART, (TH414, without outriggers)		
	328-8580	1	1,0 m ³ BUCKET CAPACITY CHART, (TH414, with outriggers)		
	328-8575	1	1,0 m ³ MULTI-PURPOSE BUCKET CAPACITY CHART, (TH414, without outriggers)		
	328-8581	1	1,0 m ³ MULTI-PURPOSE BUCKET CAPACITY CHART, (TH414, with outriggers)		
	328-8576	1	1,5 m ³ MATERIAL BUCKET CAPACITY CHART, (TH414, without outriggers)		
	328-8582	1	1,5 m ³ MATERIAL BUCKET CAPACITY CHART, (TH414, with outriggers)		
	328-8577	1	0,9 m ³ GRAPPLE BUCKET CAPACITY CHART, (TH414, without outriggers)		
	328-8583	1	0,9 m ³ GRAPPLE BUCKET CAPACITY CHART, (TH414, with outriggers)		
	328-8578	1	TRUSS BOOM CAPACITY CHART, (TH414, without outriggers)		
	328-8585	1	TRUSS BOOM CAPACITY CHART, (TH414, with outriggers)		
	328-8579	1	LIFTING HOOK CAPACITY CHART, (TH414, without outriggers)		
	328-8584	1	LIFTING HOOK CAPACITY CHART, (TH414, with outriggers)		
	339-4311	1	MAINTENANCE CHART, (TH414), (Before S/N TBZ00561)		
	368-5765	1	MAINTENANCE CHART, (TH414), (S/N TBZ00561 & After)		
	339-4312	1	LUBRICATION CHART, (TH414)		
	348-0802	1	CAPACITY CHART BOOKLET, (TH514), (Before S/N TBW00201)	7	
			1	CAPACITY CHART BOOKLET, (TH514), (S/N TBW00201 & After)	1
		348-0803	1	COVER, (TH514)	
		348-0804	1	FORKS CAPACITY CHART, (TH514, without outriggers)	
		348-0809	1	FORKS CAPACITY CHART, (TH514, with outriggers)	
		348-0805	1	SIDE SHIFT CARRIAGE CAPACITY CHART, (TH514), (without outriggers)	
		348-0810	1	SIDE SHIFT CARRIAGE CAPACITY CHART, (TH514, with outriggers)	
		348-0806	1	ROTATE/SIDE TILT CARRIAGE CAPACITY CHART, (TH514, without outriggers)	
		348-0811	1	ROTATE/SIDE TILT CARRIAGE CAPACITY CHART, (TH514, with outriggers)	
		348-0807	1	1,0 m ³ BUCKET CAPACITY CHART, (TH514, without outriggers)	
		348-0812	1	1,0 m ³ BUCKET CAPACITY CHART, (TH514, with outriggers)	
		348-0808	1	LIFTING HOOK CAPACITY CHART, (TH514, without outriggers)	
		348-0813	1	LIFTING HOOK CAPACITY CHART, (TH514, with outriggers)	
		368-4133	1	TRUSS BOOM CAPACITY CHART, (TH514, without outriggers)	
		368-4134	1	TRUSS BOOM CAPACITY CHART, (TH514, with outriggers)	
		339-4311	1	MAINTENANCE CHART, (TH514), (Before S/N TBW00201)	
		368-5765	1	MAINTENANCE CHART, (TH514), (S/N TBW00201 & After)	
	351-3134	1	LUBRICATION CHART, (TH514)		
203	354-3135	1	CAPACITY CHART BOOKLET, (TH417), (Before S/N TBT00216)	4	
		1	CAPACITY CHART BOOKLET, (TH417), (S/N TBT00216 & After)	1	
		354-3136	1	COVER, (TH417)	
		354-3137	1	FORKS CAPACITY CHART, (TH417, without outriggers)	
		354-3145	1	FORKS CAPACITY CHART, (TH417, with outrigger)	
		354-3138	1	SIDE SHIFT CARRIAGE CAPACITY CHART, (TH417, without outriggers)	
		354-3146	1	SIDE SHIFT CARRIAGE CAPACITY CHART, (TH417, with outriggers)	
		354-3140	1	ROTATE/SIDE TILT CARRIAGE CAPACITY CHART, (TH417, without outriggers)	
		354-3147	1	ROTATE/SIDE TILT CARRIAGE CAPACITY CHART, (TH417, with outriggers)	



DECALS

Figure 11-1 Cab & Frame Decals (Continued)

Item	Part Number	Qty.	Description	Rev.	
204	354-3142	1	1,0 m ³ BUCKET CAPACITY CHART, (TH417, without outriggers)		
	354-3148	1	1,0 m ³ BUCKET CAPACITY CHART, (TH417, with outriggers)		
	354-3143	1	TRUSS BOOM CAPACITY CHART, (TH417, without outriggers)		
	354-3149	1	TRUSS BOOM CAPACITY CHART, (TH417, with outriggers)		
	354-3144	1	LIFTING HOOK CAPACITY CHART, (TH417, without outriggers)		
	354-3150	1	LIFTING HOOK CAPACITY CHART, (TH417, with outriggers)		
	339-4311	1	MAINTENANCE CHART, (TH417), (Before S/N TBT00216)		
	368-5765	1	MAINTENANCE CHART, (TH417), (S/N TBT00216 & After)		
	354-3151	1	LUBRICATION CHART, (TH417)		
	344-4716	1	CAPACITY CHART BOOKLET, (TH414-AUS), (Before S/N TBZ00561)	4	
			1	CAPACITY CHART BOOKLET, (TH414-AUS), (S/N TBZ00561 & After)	1
		344-4731	1	COVER, (TH414-AUS)	
		344-4717	1	FORKS CAPACITY CHART, (TH414-AUS, without outriggers)	
		344-4719	1	FORKS CAPACITY CHART, (TH414-AUS, with outriggers)	
		344-4720	1	ROTATE CARRIAGE CAPACITY CHART, (TH414-AUS, without outriggers)	
		344-4721	1	ROTATE CARRIAGE CAPACITY CHART, (TH414-AUS, with outriggers)	
		344-4722	1	WIDE ROTATE CARRIAGE CAPACITY CHART, (TH414-AUS, without outriggers)	
		344-4723	1	WIDE ROTATE CARRIAGE CAPACITY CHART, (TH414-AUS, with outriggers)	
		344-4718	1	1.0 m ³ BUCKET CAPACITY CHART, (TH414-AUS, without outriggers)	
		344-4724	1	1.0 m ³ BUCKET CAPACITY CHART, (TH414-AUS, with outriggers)	
		344-4725	1	1,0 m ³ MULTI-PURPOSE BUCKET CAPACITY CHART, (TH414-AUS, without outriggers)	
		344-4726	1	1,0 m ³ MULTI-PURPOSE BUCKET CAPACITY CHART, (TH414-AUS, with outriggers)	
		344-4727	1	1,5 m ³ BUCKET CAPACITY CHART, (TH414-AUS, without outriggers)	
		344-4728	1	1,5 m ³ BUCKET CAPACITY CHART, (TH414-AUS, with outriggers)	
		344-4729	1	MULTI-PURPOSE BUCKET CAPACITY CHART, (TH414-AUS, without outriggers)	
		344-4730	1	MULTI-PURPOSE BUCKET CAPACITY CHART, (TH414-AUS, with outriggers)	
	205	356-7070	1	LIFTING HOOK CAPACITY CHART, (TH414-AUS, without outriggers)	
356-7072		1	LIFTING HOOK CAPACITY CHART, (TH414-AUS, with outriggers)		
356-7069		1	TRUSS BOOM CAPACITY CHART, (TH414-AUS, without outriggers)		
356-7071		1	TRUSS BOOM CAPACITY CHART, (TH414-AUS, with outriggers)		
339-4311		1	MAINTENANCE CHART, (TH414-AUS), (Before S/N TBZ00561)		
368-5765		1	MAINTENANCE CHART, (TH414-AUS), (S/N TBZ00561 & After)		
339-4312		1	LUBRICATION CHART		
357-8649		1	CAPACITY CHART BOOKLET, (TH417-AUS), (Before S/N TBT00216)	3	
			1	CAPACITY CHART BOOKLET, (TH417-AUS), (S/N TBT00216 & After)	1
		357-8650	1	COVER, (TH417-AUS)	
		357-8651	1	FORKS CAPACITY CHART, (TH417-AUS, without outriggers)	
		357-8652	1	FORKS CAPACITY CHART, (TH417-AUS, with outriggers)	
		357-8653	1	ROTATE CARRIAGE CAPACITY CHART, (TH417-AUS, without outriggers)	
		357-8654	1	ROTATE CARRIAGE CAPACITY CHART, (TH417-AUS, with outriggers)	
		357-8655	1	WIDE ROTATE CARRIAGE CAPACITY CHART, (TH417-AUS, without outriggers)	



Figure 11-1 Cab & Frame Decals (Continued)

Item	Part Number	Qty.	Description	Rev.
	357-8669	1	WIDE ROTATE CARRIAGE CAPACITY CHART, (TH417-AUS, with outriggers)	
	357-8686	1	1.0 m ³ BUCKET CAPACITY CHART, (TH417-AUS, without outriggers)	
	357-8687	1	1.0 m ³ BUCKET CAPACITY CHART, (TH417-AUS, with outriggers)	
	357-8688	1	TRUSS BOOM CAPACITY CHART, (TH417-AUS, without outriggers)	
	357-8689	1	TRUSS BOOM CAPACITY CHART, (TH417-AUS, with outriggers)	
	357-8690	1	LIFTING HOOD CAPACITY CHART, (TH417-AUS, without outriggers)	
	357-8691	1	LIFTING HOOD CAPACITY CHART, (TH417-AUS, with outriggers)	
	339-4311	1	MAINTENANCE CHART, (TH417-AUS), (Before S/N TBT00216)	
	368-5765	1	MAINTENANCE CHART, (TH417-AUS), (S/N TBT00216 & After)	
	354-3151	1	LUBRICATION CHART, (TH417-AUS)	
206	363-4232	1	CAPACITY CHART BOOKLET, (TH514-ANSI)	2
	348-0803	1	COVER, (TH514-ANSI)	
	363-4197	1	FORKS CAPACITY CHART, (TH514-ANSI, without outriggers)	
	363-4198	1	FORKS CAPACITY CHART, (TH514-ANSI, with outriggers)	
	363-4199	1	SIDE SHIFT CARRIAGE CAPACITY CHART, (TH514-ANSI, without outriggers)	
	363-4200	1	SIDE SHIFT CARRIAGE CAPACITY CHART, (TH514-ANSI, with outriggers)	
	363-4201	1	ROTATE CARRIAGE CAPACITY CHART, (TH514-ANSI, without outriggers)	
	363-4202	1	ROTATE CARRIAGE CAPACITY CHART, (TH514-ANSI, with outriggers)	
	363-4203	1	1.0 m ³ BUCKET CAPACITY CHART, (TH514-ANSI, without outriggers)	
	363-4204	1	1.0 m ³ BUCKET CAPACITY CHART, (TH514-ANSI, with outriggers)	
	363-4205	1	LIFTING HOOD CAPACITY CHART, (TH514-ANSI, without outriggers)	
	363-4233	1	LIFTING HOOD CAPACITY CHART, (TH514-ANSI, with outriggers)	
	363-4206	1	TRUSS BOOM CAPACITY CHART, (TH514-ANSI, without outriggers)	
	363-4207	1	TRUSS BOOM CAPACITY CHART, (TH514-ANSI, with outriggers)	
	339-4311	1	MAINTENANCE CHART, (TH514-ANSI)	
	351-3134	1	LUBRICATION CHART, (TH514-ANSI)	
301	322-8033	1	ENGINE COVER CAT DECAL	
302	322-8042	1	REAR FRAME CAT DECAL	
401	328-0415	1	106dB SOUND DECAL, (CE & AUS)	
501	9R-1499	2	REAR REFLECTOR	
502	329-3635	4	SIDE REFLECTORS	
503		Ref	SIDE REFLECTORS, (see Figure 11-2 for details)	
601		3	SPEED DECAL, 35KPH, (GERMANY), (if equipped)	
602	329-3630	3	SPEED DECAL, 20KPH, (GERMANY), (if equipped)	
		Ref	HEWDEN DECAL INSTALLATION, (if equipped), (not available to order, see items 701 thru 705 for service)	A
701		Ref	R.H. HEWDEN BOOM DECAL, (see Figure 11-2 for details)	
702		Ref	L.H. HEWDEN BOOM DECAL, (see Figure 11-2 for details)	
703	326-4027	2	CAB HEWDEN DECAL	
704	326-4026	1	FRAME HEWDEN DECAL	
705		1	HEWDEN FLEET ID DECAL	
	331-1458	Ref	PLATFORM DECAL INSTALLATION, (TH414, if equipped), (not available to order, see items 801 thru 804)	B
	342-4193	Ref	PLATFORM DECAL INSTALLATION, (TH514, if equipped), (not available to order, see items 801 thru 804)	C



DECALS

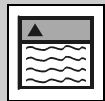
Figure 11-1 Cab & Frame Decals (Continued)

Item	Part Number	Qty.	Description	Rev.
	342-4197	Ref	PLATFORM DECAL INSTALLATION, (TH417-CE, if equipped) , (not available to order, see items 801 thru 804)	A
	357-8648	Ref	PLATFORM DECAL INSTALLATION, (TH417-AUS, if equipped) , (not available to order, see items 801 thru 804)	A
801	331-1460	1	PLATFORM IGINITON SWITCH DECAL	
802	331-1455	1	THP45s PLATFORM CAPACITY CHART, (TH414)	
	342-4192	1	THP45s PLATFORM CAPACITY CHART, (TH514)	
	342-4196	1	THP45s PLATFORM CAPACITY CHART, (TH417-CE)	
	357-8694	1	THP45s PLATFORM CAPACITY CHART, (TH417-AUS)	
803	331-1453	1	THP18s PLATFORM CAPACITY CHART, (TH414)	
	342-4191	1	THP18s PLATFORM CAPACITY CHART, (TH514)	
	342-4195	1	THP18s PLATFORM CAPACITY CHART, (TH417-CE)	
804	333-7298	1	EMERGENCY LOWER DECAL	
	347-3126	1	BOOM ANGLE INDICATOR INSTALL, (TH414-AUS, TH514-AUS, if equipped) , (not available to order, see items 851 thru 859 for service)	B
	362-0350	1	BOOM ANGLE INDICATOR INSTALL, (TH417-AUS, if equipped) , (not available to order, see items 851 & 854 thru 859 for service)	A
851	9X-2480	1	HEX HD CAPSCREW, M8X40, GR8.8, (TH414-AUS, TH514-AUS)	
	335-8025	1	SHOULDER BOLT, M8X10X16, (TH417-AUS)	
852	5C-7261	1	HEX NUT, M8X1.25	
853	8T-4224	3	WASHER, 8MM	
854	299-0354	1	TILT ANGLE GAGE	
855	362-0360	1	BOOM ANGLE INDICATOR DECAL	
856	362-0361	1	BOOM ANGLE INDICATOR PENDULUM	
857	352-4118	1	CABIN SAFETY DECAL	
859		Ref	CAT THREADLOCK	
NOTE: ITEM NUMBERS NOT LISTED ARE NOT USED ON THIS FIGURE				



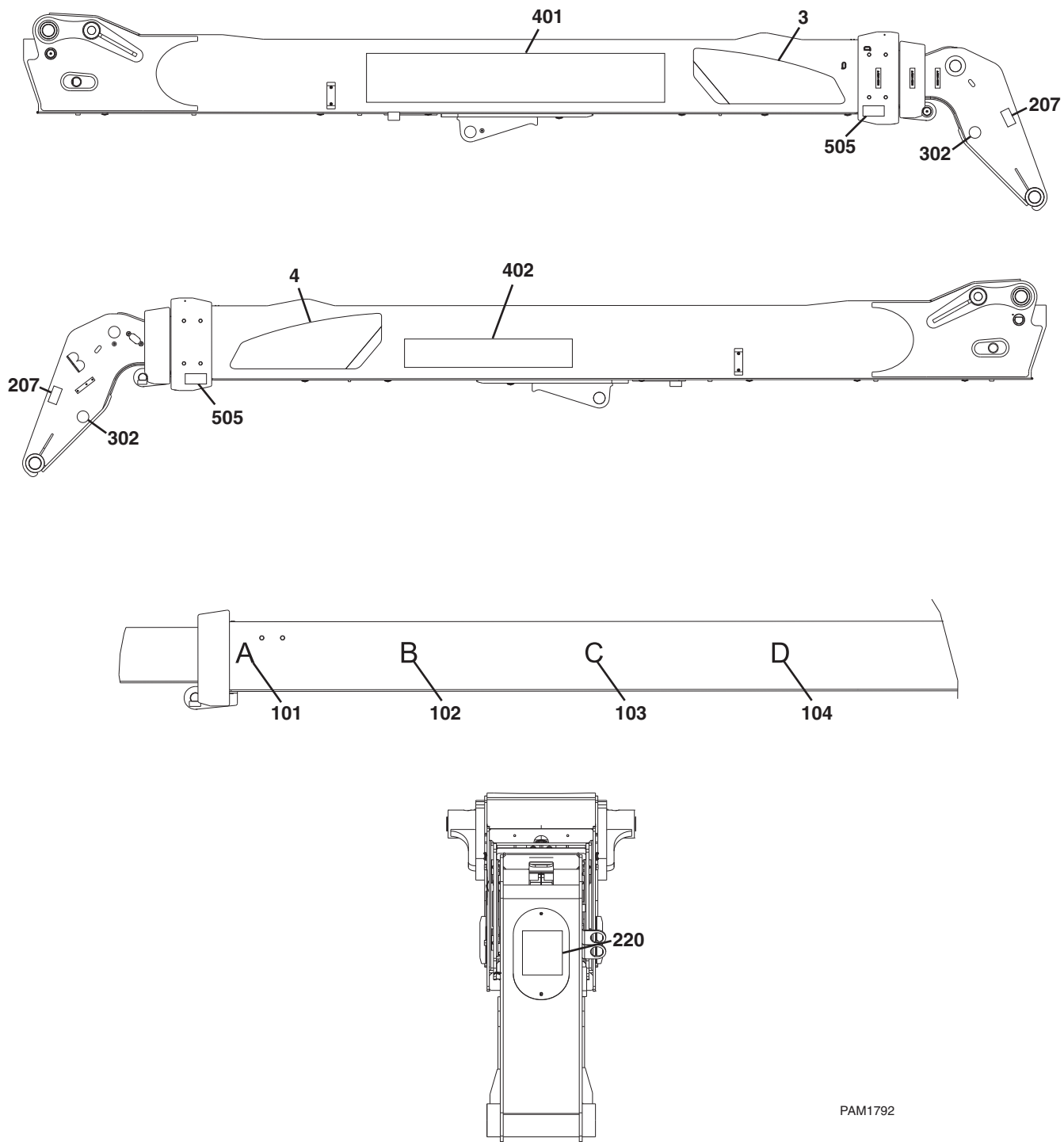
Figure 11-1 Cab & Frame Decals (Continued)

Item	Part Number	Qty.	Description	Rev.



DECALS

Figure 11-2 Boom Decals



PAM1792



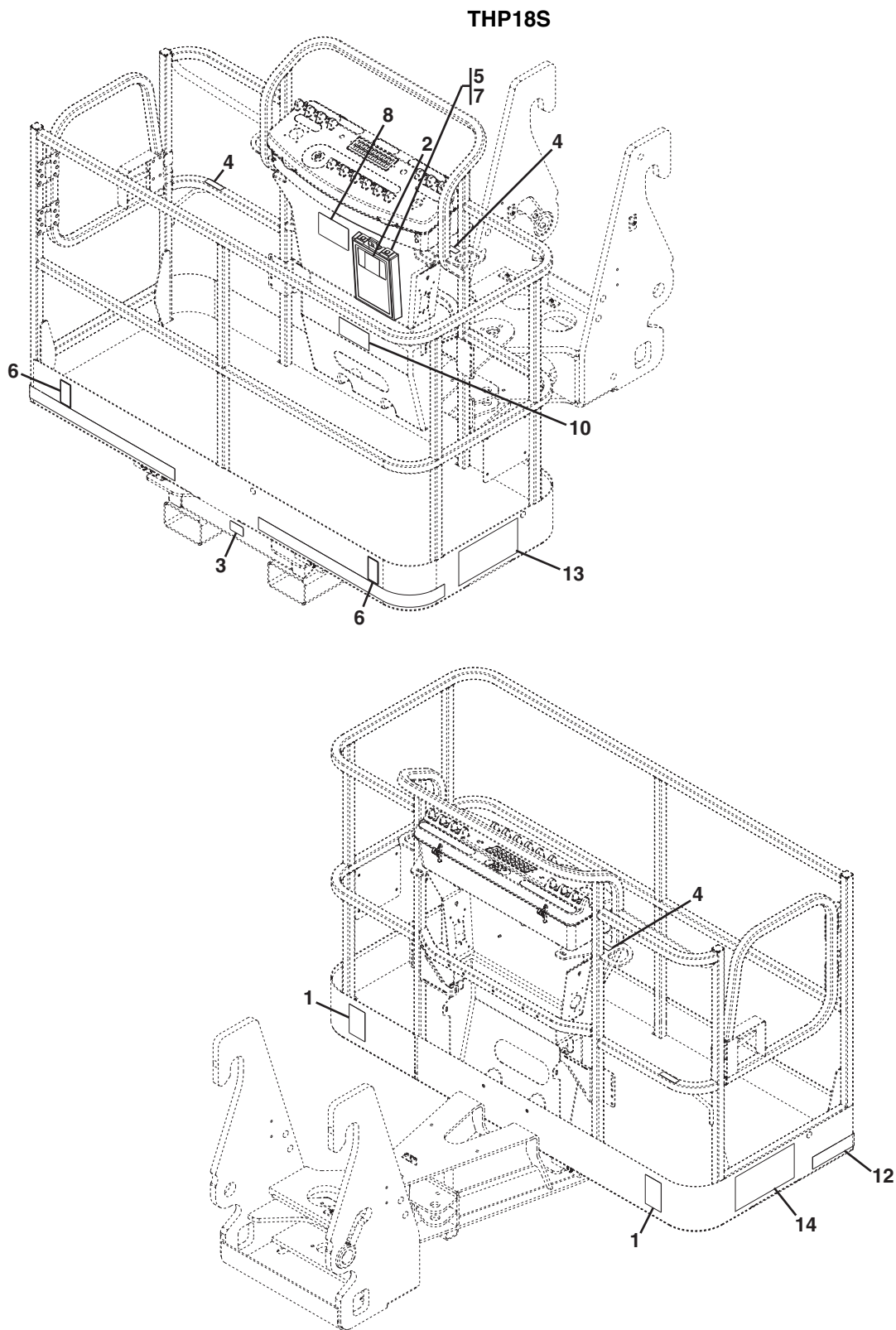
Figure 11-2 Boom Decals

Item	Part Number	Qty.	Description	Rev.
3	322-8037	1	R.H. BOOM DECAL, (TH414)	B
	322-8039	1	R.H. BOOM DECAL, (TH514)	
	322-8041	1	R.H. BOOM DECAL, (TH417)	
4	322-8036	1	L.H. BOOM DECAL, (TH414)	
	322-8038	1	R.H. BOOM DECAL, (TH514)	
	322-8040	1	L.H. BOOM DECAL, (TH417)	
	326-2010	Ref	BOOM DECAL INSTALLATION, (not available to order, see items 101 thru 104 for service)	
101	363-6954	1	"A" DECAL	
102	363-6955	1	"B" DECAL	
103	363-6956	1	"C" DECAL	
104	363-6957	1	"D" DECAL	
207	323-7257	2	CRUSH WARNING DECAL	
220	314-5319	1	PERSONNEL CARRY DECAL, (CE & AUS)	
	330-4303	1	PERSONNEL CARRY DECAL, (TH514 - ANSI)	
302	329-3635	2	SIDE REFLECTORS	
401	326-4024	1	R.H. HEWDEN BOOM DECAL, (if equipped)	
402	326-4025	1	L.H. HEWDEN BOOM DECAL, (if equipped)	
505	303-4943	2	PINCH POINT DECAL, (TH514-ANSI)	
NOTE: ITEM NUMBERS NOT LISTED ARE NOT USED ON THIS FIGURE				



DECALS

Figure 11-3 Platform Decals

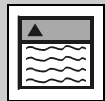


PAM2491



Figure 11-3 Platform Decals

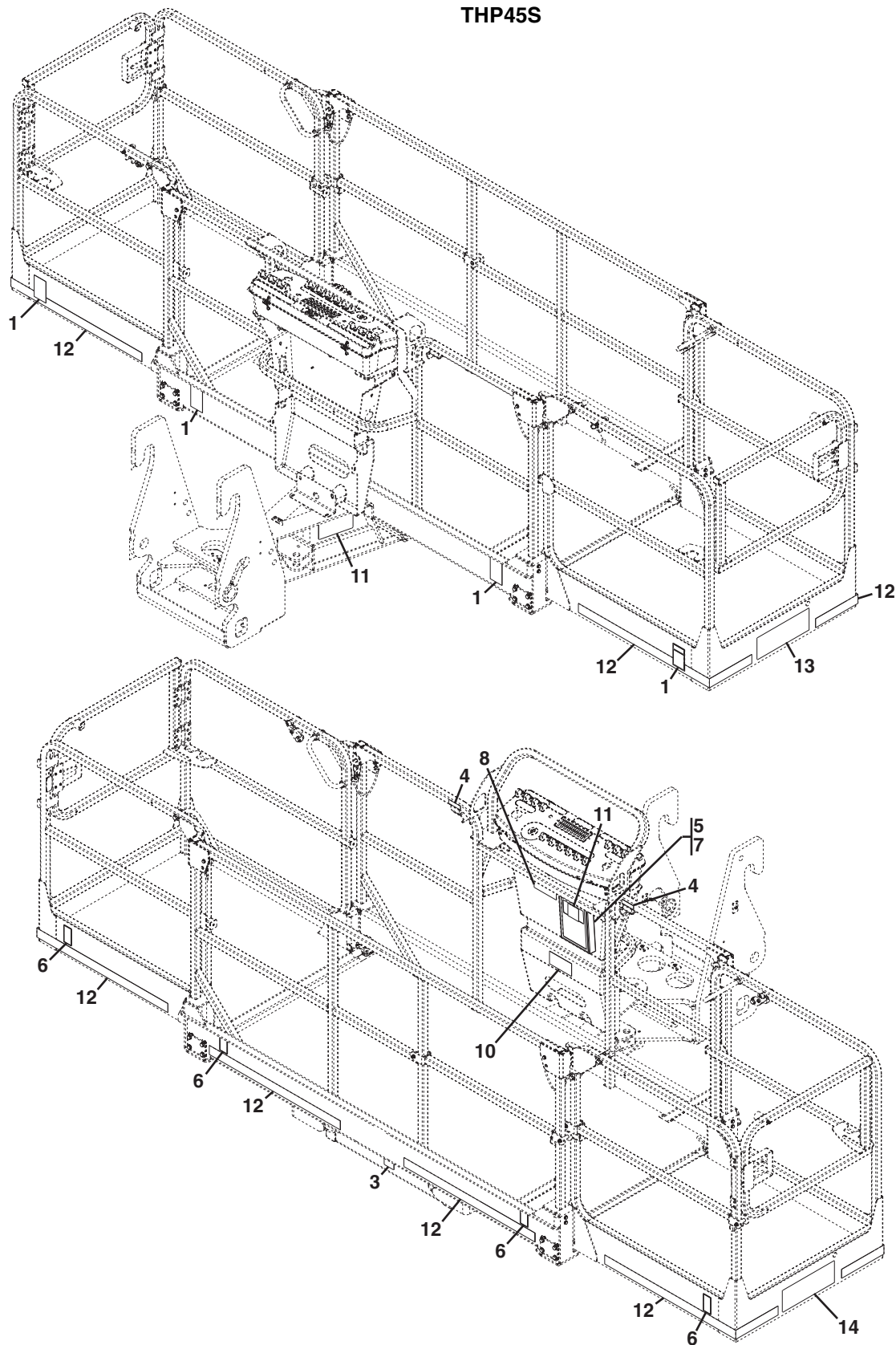
Item	Part Number	Qty.	Description	Rev.
	327-7711	Ref	THP18S PLATFORM DECAL INSTALLATION, (not available to order, see items 1 thru 14 for service)	H
1	335-8055	2	CRUSHING DECAL	
2	335-8056	1	MANUAL DECAL	
3	335-8057	1	FORK LIFT DECAL	
4	335-8059	3	LANYARD ATTACH DECAL	
5	335-8081	4	RIVET	
6	323-7262	2	STAY CLEAR DECAL	
7	336-2802	1	MANUAL HOLDER	
8	335-8047	1	CAPACITY WARNING DECAL	
10	327-7710	1	OUTRIGGER CAPACITY DECAL	
12	335-8091	2.4m	SAFETY TAPE	
13	336-3836	1	CAT DECAL	
14	336-3835	1	CAT DECAL	
NOTE: ITEM NUMBERS NOT LISTED ARE NOT USED ON THIS FIGURE				



DECALS

Figure 11-3 Platform Decals

THP45S



PAM2501



Figure 11-3 Platform Decals

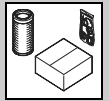
Item	Part Number	Qty.	Description	Rev.
	327-7712	Ref	THP45S PLATFORM DECAL INSTALLATION, (not available to order, see items 1 thru 14 for service)	H
1	335-8055	4	CRUSHING DECAL	
2	335-8056	1	MANUAL DECAL	
3	335-8057	1	FORK LIFT DECAL	
4	335-8059	2	LANYARD ATTACH DECAL	
5	335-8081	4	BLIND RIVET	
6	323-7262	4	STAY CLEAR DECAL	
7	336-2802	1	MANUAL HOLDER	
8	343-7050	1	350KG CAPACITY DECAL	
10	327-7710	1	OUTRIGGER DECAL	
12	335-8091	6.43m	SAFETY TAPE	
13	336-3838	1	CAT DECAL	
14	336-3837	1	CAT DECAL	
NOTE: ITEM NUMBERS NOT LISTED ARE NOT USED ON THIS FIGURE				



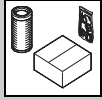
DECALS

This Page Intentionally Left Blank

MAINTENANCE PARTS LIST



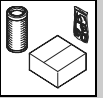
Part Number	Description	Qty./Machine
C4.4 Mechanical		
1R-1804	Primary Fuel Filter	1
252-6338	Secondary Fuel Filter	1
220-2699	Engine Oil Dipstick, 74.5kW	1
Engine General		
206-5234	Air Filter Primary Element, (see Figure 4-6)	1
206-5235	Air Filter Secondary Element, (see Figure 4-6)	1
314-5631	Air Filter Pre-cleaner, (see Figure 4-6)	1
358-9922	Air Filter Cabin, (see Figure 6-11)	1
7W-2326	Engine Oil Filter, (see Figure 4-1)	1
5N-9303	Belt, Standard Fan, (see Figure 4-2)	1
336-9265	Radiator Pressure Cap, (see Figure 4-5)	1
295-3350	Fuel Cap Assy, (see Figure 4-4)	1
328-1336	Airco, Filter Assy, (see Figure 6-10)	1
314-5632	Drive Belt, (see Figure 6-10)	1
142-8937	Hydraulic Cap Assy, (see Figure 9-12)	1
9R-9925	Breather, Hydraulic Tank, (see Figure 8-2)	1
202-5350	Strainer, (see Figure 9-12)	1
303-4952	Glow Plug Fuse, (50 Amp), (see Figure 10-1)	1
303-4951	Fuse Holder, (50 Amp), (see Figure 10-1)	1
299-0326	Starter Relay, (see Figure 10-1)	1
299-0326	Glow Plug Relay, (see Figure 10-1)	1
318-0409	Battery, 12 Volt, (750 Amp), (see Figure 10-1)	2
318-0410	Battery, 12 Volt, (900 Amp), (see Figure 10-1)	1
Axles		
320-7360	Axle Breather, (see Section 5)	4
320-8610	Grease Nipples, (8X1mm), (see Section 5)	2
320-7370	Grease Nipples, (6X1mm), (see Section 5)	4
201-1919	Wheel Nut, (see Figure 5-21)	16
8T-5439	Wheel Nut Washer, (see Figure 5-21)	16
Cabin		
317-3270	Lamp Group, Warning Beacon, (Complete), (see Figure 10-2)	1
325-7701	Alarm, Back-Up, (see Figure 10-4)	1
316-8014	Switch Assy, Hazard, (see Figure 10-3)	1
329-3643	Switch, Head/Side Lamps, (see Figure 10-3)	1
323-7232	Switch, Fog Lamp, (see Figure 10-3)	1
340-2304	Switch, Quick Coupler, (see Figure 10-3)	1
329-3642	Switch, Frame Level, (see Figure 10-3)	1
329-3641	Switch, Roof Wiper, (see Figure 10-3)	1
329-3644	Switch, Continuous Aux Hydraulics, (see Figure 10-3)	1
257-8401	Cabin Mirror, (see Figure 6-2)	1
315-3807	Blade, Roof Wiper, (see Figure 6-5)	1
315-3808	Blade, Front Wiper, (see Figure 6-5)	1
315-3806	Blade, Rear Wiper, (see Figure 6-5)	1



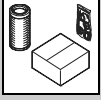
MAINTENANCE PARTS LIST

Part Number	Description	Qty./Machine
329-3616	Wiper Fluid Check Valve, (see Figure 6-5)	3
Boom		
323-7252	Shim, 1.5mm, (see Section 2)	AR
323-7263	Shim, 0.5mm, (see Section 2)	AR
357-7889	Shim, 0.5mm, (see Section 2)	AR
357-7890	Shim, 0.5mm, (see Section 2)	AR
353-3578	Shim, 1mm, (see Section 2)	AR
352-2640	Shim, 2mm, (see Section 2)	AR
352-2643	Shim, 3mm, (see Section 2)	AR
352-2644	Shim, 4mm, (see Section 2)	AR
352-2645	Shim, 3mm, (see Section 2)	AR
352-2646	Shim, 4mm, (see Section 2)	AR
328-9692	Shim, 2mm, (see Section 2)	AR
353-3577	Shim, 1mm, (see Section 2)	AR
353-3580	Shim, 2mm, (see Section 2)	AR
352-2650	Shim, 3mm, (see Section 2)	AR
352-2647	Shim, 1mm, (see Section 2)	AR
352-2642	Shim, 2mm, (see Section 2)	AR
352-2648	Shim, 3mm, (see Section 2)	AR
352-2649	Shim, 4mm, (see Section 2)	AR
336-6931	Shim, 0.75mm, (see Section 2)	AR
295-3346	Shim, 1.5mm, (see Section 2)	AR
316-5540	Shim, 0.75mm, (see Section 2)	AR
316-5541	Shim, 1.5mm, (see Section 2)	AR
336-6929	Shim, 1.5mm, (see Section 2)	AR
336-6930	Shim, 0.75mm, (see Section 2)	AR
323-7244	Wear Pad, (see Section 2)	12
329-3773	Wear Pad, (see Section 2)	4
323-7250	Wear Pad, (see Section 2)	40
352-2653	Wear Pad, (see Section 2)	2
329-2964	Wear Pad, (see Section 2)	2
316-5535	Wear Pad, (see Section 2)	10
316-5536	Wear Pad, (see Section 2)	3
336-6929	Wear Pad, (see Section 2)	2
336-6930	Wear Pad, (see Section 2)	2
352-2651	Wear Pad, (see Section 2)	1
	Wear Pad, (see Section 2)	1
323-7245	Wear Pad, (see Section 2)	4
352-2655	Wear Pad, (see Section 2)	
Chassis		
303-4955	LH Driving Light Assy, (RH Driving Countries), (see Figure 10-6)	1
303-4956	RH Driving Light Assy, (RH Driving Countries), (see Figure 10-6)	1
316-8000	LH Driving Light Assy, (LH Driving Countries), (see Figure 10-6)	1
316-7999	RH Driving Light Assy, (LH Driving Countries), (see Figure 10-6)	1
316-8038	Rear Lamp LH Assy, (see Figure 10-6)	1

MAINTENANCE PARTS LIST



Part Number	Description	Qty./Machine
316-8039	Rear Lamp RH Assy, (see Figure 10-6)	1
329-3603	Horn Assy, (see Figure 10-4)	1
201-9985	LH Mirror, (see Figure 6-2)	1
279-8796	Fish Eye Mirror, (see Figure 1-1)	2
220-4050	Rectangular Mirror, (see Figure 1-1)	1
	Misc	
5P-8500	Key	1
8H-5306	Battery Disconnect Key	1
31200368	Operation & Maintenance Manual	1
31200370	Service Manual	1
31200369	Parts Manual	1




MAINTENANCE PARTS LIST

Part Number	Description	Qty./Machine

PART NUMBER INDEX



Part Number	Page	Part Number	Page	Part Number	Page	Part Number	Page
001-5600	7-7, 7-11	150-3030	8-37	178-9983	6-8, 10-13, 10-51	206-5235	4-17
053-1631	6-19	150-3050	8-5	179-4324	3-33	207-4171	4-4
067-6268	4-9	150-4046	8-5	180-0429	1-7	207-5190	1-4
067-6269	4-9	152-2614	6-8	180-7826	3-21	208-8499	10-4
089-7614	3-17	152-5717	3-27, 3-33	180-7827	3-21	209-4580	4-17
095-0880	6-15	152-5717	3-7, 3-13, 3-17	180-9214	3-37	209-4899	1-4
095-0919	2-19, 2-25, 2-31, 2-35	152-5718	3-27, 3-33	183-3789	4-5	210-5870	1-13
099-0822	9-41	152-5718	3-7, 3-13, 3-17	183-9058	4-5	211-2381	1-13
1001003334	5-45	153-2994	2-38, 2-39, 3-13, 3-17, 3-27, 3-33	184-0982	6-14, 10-13	211-9032	2-38
1001003360	5-45	153-2995	2-38, 2-39, 3-27, 3-33	184-0983	6-14	211-9462	1-13
1001006814	5-45			184-6581	8-5, 9-41	213-1677	10-7
1001007846	5-45	154-8874	10-13	185-7887	3-13, 3-17	213-3263	6-15
1001099204	5-45	154-8875	10-13	186-5838	3-15	213-8350	10-33
1001100651	5-45	154-8876	10-13	187-5086	8-5, 8-6, 8-37	213-8351	10-33
100-4336	8-21, 8-23	155-7327	3-13	188-3214	9-13, 9-15	214-0978	1-4
101-7404	10-13	156-3691	3-9	188-6161	3-13	215-7067	8-5
102-8705	3-7	159-5255	4-4	189-3650	3-13	215-9632	6-23
104-3601	7-3, 7-5	159-8035	3-17	190-5236	2-39	216-2406	4-17
104-7622	10-27	159-8038	3-13	191-1060	8-5	217-0659	4-9
105-3480	4-9, 10-21	159-9495	3-37	191-4462	3-17	217-2290	4-21
105-3484	3-26, 3-32	159-9496	3-37	191-8303	4-5	217-4300	8-23
106-9387	3-13	160-0064	3-9	192-1257	10-4	217-6029	10-19
110-6393	6-29	160-4129	3-9	194-0981	6-19	217-6030	10-19
112-2095	1-4	160-4658	3-9	194-3278	4-5	217-6031	10-19
116-8517	1-7, 3-23, 3-26, 3-32, 4-19	160-4659	3-9	196-9112	3-17	217-7217	4-4
121-4342	6-33	160-7689	10-35	196-9113	3-17	219-1876	4-17
123-8828	8-11	161-3357	6-23	196-9118	3-17	219-3270	4-21
126-4225	3-13	161-4130	3-17	197-3615	3-17	219-3271	4-21
126-6872	8-3	162-6826	8-11	197-3617	3-17	219-4048	2-38
127-8609	4-21	163-3101	3-7, 3-9	197-3618	3-17	219-5515	3-17
128-4249	3-37	163-4261	3-11	197-3619	3-17	219-6331	2-38
129-8542	6-15	163-4265	3-13	197-3620	3-17	220-2608	6-11
129-8544	6-15	163-6283	3-9	197-3621	3-17	220-2609	8-21
129-8545	6-15	164-5562	8-5	197-3622	3-17	220-2699	4-7
131-8829	4-17	164-5567	8-3, 8-11	197-3623	3-17	220-4049	1-5
132-3056	9-41	164-5567	8-3, 8-11	197-3624	3-17	220-4050	1-5
132-5789	4-5	164-9989	3-17	197-3625	3-17	221-5252	4-17
132-8502	6-15	165-1072	4-5	197-3626	3-17	222-0315	2-38
134-3856	6-29	165-7014	8-3	197-3627	3-17	222-4672	3-3
136-1955	8-37	165-7019	2-17	197-3628	3-17	222-6210	3-7
141-2307	4-17	166-1880	1-13	197-3629	3-17	222-8212	10-4
142-8320	8-37	166-2033	8-11	197-3631	3-17	223-5993	8-9
142-8937	9-41	168-8389	3-3, 3-11, 3-17, 3-19, 3-21	197-3633	3-17	224-3105	4-11
144-9955	4-7	168-8806	4-13	197-4830	3-17	224-3969	6-11
147-4921	6-23	169-3943	3-19, 3-21	197-4831	3-17	224-5079	3-7
148-8318	3-17	169-3945	3-19	198-4777	4-9	224-5082	3-7
148-8319	2-38	169-6460	3-21	198-9705	6-11, 7-11	224-5083	3-7
148-8319	3-9	170-5632	6-8	199-7178	8-35	224-5084	3-7
148-8336	3-7, 3-13, 3-17	170-5632	6-17	1P-4278	4-13, 8-5, 8-6, 8-37	224-5087	3-7
148-8338	3-13	171-6725	8-5	1R-1804	4-7	224-5091	3-7
148-8345	2-38	172-5291	2-29	201-1919	5-45	224-5092	3-7
148-8345	3-7, 3-13, 3-17	174-1077	7-7	201-9985	6-8	224-5093	3-7
148-8410	4-11, 9-41	174-1169	6-15	202-5350	9-41	224-5094	3-7
148-8433	3-17	174-1304	7-11	202-7384	4-17	224-8472	4-11
148-8434	3-13, 3-17	174-7731	3-3	203-8025	8-5	225-1233	8-11
149-6549	8-5	176-1477	10-25	204-6924	9-27	225-1912	8-5
149-8142	8-5	178-3336	6-14, 10-4	206-1345	2-38, 10-19	225-3144	4-7
		178-8211	4-5	206-4376	4-4	227-2000	3-13
				206-5234	4-17	227-2001	3-13




PART NUMBER INDEX

Part Number	Page	Part Number	Page	Part Number	Page	Part Number	Page
227-2002	3-13	297-7089	8-21, 8-27, 8-29, 8-33	303-4943	11-11	314-5316	11-4
227-2004	3-13			303-4948	11-4	314-5318	11-4
227-5748	3-9	298-0462	8-3, 8-9, 8-35	303-4951	10-4	314-5319	11-11
227-6676	3-13	298-0463	8-15, 8-23	303-4952	10-4	314-5322	11-4
228-9502	3-7	298-0465	8-13, 8-15, 8-19, 8-21, 8-23, 8-29, 8-31, 8-33	303-4955	10-19	314-5512	9-41
230-4277	3-17			303-4956	10-19	314-5513	4-11
230-7551	4-4	298-0466	8-35	304-2604	10-21	314-5514	6-8
231-3229	3-9	298-0468	8-5	304-2606	10-14	314-5515	8-5
232-2551	4-7	298-0471	8-3	304-2647	10-53	314-5516	4-9
234-1457	3-9	298-0472	8-11, 8-35	304-8239	4-11	314-5519	4-11
235-2662	3-9	298-0473	8-11	304-8242	9-41	314-5530	1-9
235-2663	3-9	298-0476	8-3	305-2107	10-19	314-5531	1-9
235-3606	8-37	298-0490	8-21	305-2108	10-19	314-5532	1-9
235-4451	10-4, 10-48	298-0492	8-11	305-2109	10-19	314-5533	1-9
237-5087	1-4	298-0502	8-23	305-5449	10-14, 10-30, 10-33, 10-41, 10-45	314-5539	4-4
241-1830	2-23	298-0505	8-29, 8-33	305-5450	10-41, 10-53	314-5540	4-4
241-6052	5-45	298-0507	8-9	305-5467	10-29	314-5542	8-5
243-5027	10-4, 10-17, 10-48	298-0508	8-13, 8-23	305-6015	9-29	314-5543	8-5
249-3206	7-11	298-0554	3-38	309-2963	8-13, 8-17, 8-35	314-5544	1-5
249-3209	7-11	298-7341	3-27	309-2972	10-4	314-5545	4-9
249-3214	7-11	298-7355	4-4	309-3996	3-34, 10-4, 10-17	314-5547	4-9
250-1482	9-41	298-7356	2-38, 3-27, 3-34, 8-3, 8-35, 8-37	309-3997	1-4, 1-9, 10-13	314-5548	4-9
252-1454	3-5			309-4323	3-26, 3-32	314-5549	4-9
252-1456	3-5	298-7357	3-27, 3-34, 8-21, 8-23	309-6302	2-3, 8-35	314-5550	9-41
252-1460	3-5			309-6310	3-27, 3-33	314-5551	4-9
252-6338	4-7	298-7358	8-35	309-6455	8-13, 8-17	314-5552	4-9
253-9521	2-27	298-7364	3-38	309-9153	1-9, 8-13, 8-21, 8-23, 8-27	314-5553	4-9
254-2267	4-7	298-7372	3-37			314-5554	4-11
254-3487	7-11	298-7377	10-21	309-9153	3-5	314-5558	4-4
255-3022	8-3, 10-4	298-7392	3-27, 3-33, 3-34	309-9184	3-26, 3-32, 3-34, 6-29, 10-4	314-5559	4-4
257-4830	8-5	298-7393	3-27, 3-33			314-5560	4-5
257-8401	6-8	298-7988	3-37	309-9185	3-32	314-5561	4-5
263-9269	3-26, 3-32	299-0305	1-13	311-3898	10-13	314-5562	4-5
266-8312	3-17	299-0308	9-29	311-4066	4-4	314-5564	6-8
267-1246	3-17	299-0312	3-37, 10-53	311-8219	5-45	314-5567	1-5
267-4684	6-8	299-0326	10-4	311-8240	5-45	314-5568	1-5
267-4685	6-8	299-0354	11-8	311-8241	5-45	314-5586	8-3
267-6379	7-7	299-0475	9-37	311-8242	5-45	314-5587	8-3
279-8796	1-5	299-0944	10-29	311-8243	5-45	314-5588	8-3
287-0190	6-14	299-7106	10-53	311-8244	5-45	314-5589	9-41
292-4186	10-5	2H-3922	10-5	311-8245	5-45	314-5590	9-41
295-3346	2-17, 2-21, 2-23, 2-27, 2-29, 2-33	2H-3934	4-4	311-8246	5-45	314-5591	4-11
295-3349	3-11, 3-13, 3-15	2L-1701	3-5	311-8247	5-45	314-5594	5-39
295-3350	4-11	2R-1236	3-7	311-8248	5-45	314-5596	5-39
295-3353	3-7, 3-9	300-6101	3-27, 3-33, 3-37	311-8249	5-45	314-5598	5-39
295-3354	3-7	303-4746	3-33	311-8250	5-45	314-5601	4-17
295-3356	3-9	303-4754	8-9, 8-35, 8-37	311-8251	5-45	314-5602	4-17
295-3441	3-9	303-4756	8-13	311-8252	5-45	314-5604	4-5
295-3466	10-4	303-4765	8-3, 8-35	311-8253	5-45	314-5605	4-13
295-3467	3-7	303-4777	10-17	311-8254	5-45	314-5606	4-13
295-3469	3-3	303-4779	1-4, 3-26, 3-32, 10-7, 10-8	312-3278	3-37	314-5607	6-29
295-3475	3-3			312-3331	10-8	314-5608	4-13
296-4762	10-7	303-4781	2-5	312-3332	10-17	314-5609	4-19
297-7029	3-26, 10-21	303-4785	10-4	312-3338	3-3	314-5610	4-19
297-7031	2-17, 2-19, 2-21, 2-23, 2-25, 2-27, 2-29, 2-31, 2-33, 2-35	303-4787	2-6, 10-48	312-3345	1-7, 1-9, 2-9, 3-26, 3-33, 4-5	314-5611	4-19
		303-4789	3-34			314-5612	4-19
		303-4790	2-38, 10-13	312-3580	4-4	314-5613	6-29
		303-4942	11-4	313-1224	4-7	314-5614	6-29
						314-5615	6-29

PART NUMBER INDEX



Part Number	Page	Part Number	Page	Part Number	Page	Part Number	Page
314-5616	6-29	315-3769	6-14	315-3847	6-25	315-3996	8-21, 8-27, 8-29, 8-33
314-5617	6-29	315-3770	6-14	315-3848	6-25	315-3997	8-5
314-5618	6-29	315-3771	6-14	315-3849	6-25	315-3999	8-13
314-5619	4-11	315-3772	6-8	315-3850	6-25	315-4001	8-15, 8-29
314-5620	6-29	315-3773	6-8	315-3855	6-25	315-4002	8-15, 8-29
314-5622	4-9	315-3780	6-25	315-3856	6-19	315-4004	8-21
314-5623	6-29	315-3781	7-11	315-3857	6-19	315-4005	8-21
314-5624	4-17	315-3782	6-8	315-3858	6-19	315-4007	8-3
314-5625	4-17	315-3783	6-15	315-3859	6-26	315-4008	8-3
314-5627	1-7	315-3784	6-23	315-3860	6-26	315-4009	8-5
314-5628	1-7	315-3786	6-8	315-3861	7-5	315-4010	2-38
314-5629	1-7	315-3787	6-21	315-3862	6-25	315-4011	8-5
314-5630	1-7	315-3788	6-23	315-3863	6-25	315-4012	8-5
314-5631	4-17	315-3790	6-25	315-3864	7-11	315-4013	8-35
314-5632	6-29	315-3791	6-25	315-3865	6-8	315-4014	8-35
314-5633	8-5	315-3792	6-8	315-3866	6-8	316-1979	4-13
314-5634	8-5	315-3793	6-8	315-3867	6-4	316-1980	4-17
314-8934	5-3	315-3794	7-5	315-3868	7-7	316-1981	4-19
314-8935	5-23	315-3795	6-8	315-3872	6-26	316-1982	4-5
314-8936	5-3	315-3798	6-14	315-3874	6-14	316-1983	1-4
314-8937	5-23	315-3799	6-17	315-3875	6-17	316-1987	1-4
315-3622	6-8	315-3800	6-17	315-3876	6-17	316-1992	1-4
315-3639	2-38	315-3801	6-19	315-3877	6-17	316-1993	10-19
315-3641	2-38	315-3802	10-8	315-3878	7-5	316-1994	10-19
315-3647	9-7	315-3803	6-17	315-3879	6-15	316-1995	1-4
315-3651	9-7	315-3804	6-17	315-3880	6-15	316-1997	10-19
315-3652	9-7	315-3805	6-17	315-3882	6-4	316-2001	6-33
315-3653	9-7	315-3806	6-17	315-3883	6-4	316-2002	6-33
315-3654	9-7	315-3807	6-17	315-3886	10-8	316-2003	6-33
315-3655	9-7	315-3808	6-17	315-3887	6-14, 6-15	316-2004	10-19
315-3656	9-7	315-3809	6-17	315-3890	6-14	316-2005	10-19
315-3670	9-11	315-3810	6-17	315-3891	6-17	316-2014	4-9
315-3673	9-11	315-3811	6-17	315-3892	6-17	316-2016	4-17
315-3674	9-7, 9-11	315-3812	6-17	315-3893	6-25	316-2017	10-19
315-3675	9-11	315-3813	6-11	315-3896	6-21	316-2019	6-29
315-3676	9-7, 9-11	315-3815	6-11	315-3898	7-11	316-2020	4-17
315-3678	9-29	315-3816	6-11	315-3901	6-11, 6-14, 10-8	316-2023	1-4
315-3679	9-29	315-3817	6-11	315-3902	6-8	316-2024	4-13
315-3680	9-29	315-3818	6-11	315-3905	7-9	316-2025	4-13
315-3748	6-14	315-3820	6-11	315-3906	10-8	316-2026	4-13
315-3749	6-14	315-3821	6-11	315-3964	9-7	316-2028	4-13
315-3750	6-14	315-3822	10-8	315-3969	9-17	316-2029	4-13
315-3751	6-15	315-3827	6-17	315-3971	8-9	316-2030	4-13
315-3752	6-15	315-3828	6-17	315-3972	8-9	316-2031	6-33
315-3753	6-8, 6-15	315-3829	7-5	315-3973	8-9	316-5497	2-3
315-3754	6-8, 6-15	315-3830	7-5	315-3974	8-9	316-5498	2-17
315-3755	6-8	315-3832	6-11	315-3975	8-35	316-5499	2-17
315-3757	6-14	315-3834	6-26	315-3976	8-11	316-5501	2-23
315-3758	6-14	315-3835	6-26	315-3977	8-35	316-5502	2-23
315-3759	6-14	315-3836	6-9	315-3978	8-35	316-5503	2-29
315-3760	6-14	315-3837	6-8	315-3980	8-5	316-5504	2-29
315-3761	6-14	315-3839	6-21	315-3981	8-3	316-5510	4-4
315-3762	6-14	315-3840	6-33	315-3982	8-11	316-5511	8-5
315-3763	6-14	315-3841	6-33	315-3983	8-11	316-5517	8-11
315-3764	6-14	315-3842	6-25	315-3984	8-5	316-5519	4-4
315-3765	6-14	315-3843	6-25	315-3985	8-3	316-5522	2-13
315-3766	6-14	315-3844	6-25	315-3986	8-3	316-5523	2-13
315-3767	6-14	315-3845	6-25	315-3988	9-7	316-5524	2-23
315-3768	6-14	315-3846	6-25	315-3994	9-25		




PART NUMBER INDEX

Part Number	Page	Part Number	Page	Part Number	Page	Part Number	Page
316-5525	2-23	316-8065	1-7	318-0398	10-27, 10-29	318-2518	8-21, 8-29, 8-33
316-5526	2-3, 2-5, 2-9	316-8066	1-7	318-0399	6-29	318-2519	8-29, 8-33
316-5534	2-38	316-8067	1-7	318-0400	10-33	318-2522	9-29
316-5535	2-17, 2-23, 2-29	316-8068	1-7	318-0403	10-8	318-7319	2-3, 2-9
316-5536	2-17, 2-21	316-8073	9-3, 9-5, 9-25, 9-27	318-0404	6-29	318-7320	2-3, 2-5, 2-9
316-5538	8-21, 8-23, 8-27	316-8074	9-3, 9-5	318-0405	6-29	318-7321	8-21, 8-23, 8-27
316-5539	8-21, 8-23, 8-27	316-8075	9-3, 9-5, 9-27	318-0407	6-29	318-7322	2-3
316-5540	2-17, 2-23	316-8083	9-3	318-0408	10-25	318-7323	1-11
316-5541	2-17, 2-23, 2-27	316-8084	9-3	318-0409	10-4	318-7324	2-3, 2-5, 2-9
316-5544	2-23	316-8085	9-3	318-0410	10-4	318-7329	9-3
316-5545	8-21	316-8086	9-3	318-0418	10-35	318-7330	9-5
316-5550	1-4	316-8087	9-3, 9-5	318-0419	10-43	318-7331	9-25
316-5551	1-4	316-8088	9-3, 9-5	318-0424	10-21	318-7332	9-25
316-5552	2-3	316-8089	9-5	318-0426	2-38	318-7333	9-27
316-5553	2-3, 2-9, 8-13	316-8090	9-5	318-0427	10-21	318-7334	9-27
316-5554	2-3, 2-9, 8-13	316-8091	9-5	318-0429	10-39	318-7346	8-15
316-7999	10-19	316-8092	9-5	318-0435	8-6	318-7347	8-29, 8-33
316-8000	10-19	316-8094	9-25	318-0436	8-6	318-7351	2-17, 2-21, 2-29, 2-33, 2-35
316-8002	10-4	316-8095	9-25	318-0437	6-9, 6-11	318-7356	8-13
316-8003	10-7	316-8096	9-25	318-04386-9, 6-11, 6-14, 10-8		318-7357	8-35
316-8006	10-8	316-8097	9-25	318-0440	7-5	318-7358	8-13
316-8007	10-7	316-8099	9-25	318-0449	9-33	318-7359	8-13
316-8010	10-11	316-8100	9-25	318-0450	9-33	318-7360	8-35
316-8011	10-7	316-8101	9-25	318-0451	9-33	318-7361	2-23
316-8013	10-17	316-8102	9-25	318-0453	9-33	318-7362	2-23
316-8014	10-11	316-8103	9-25	318-0454	9-33	318-7363	1-11, 2-23
316-8015	10-11	316-8104	9-25	318-0455	9-33	318-7364	2-23
316-8016	10-11	316-8105	9-25	318-0457	9-33	318-7367	8-21, 8-23, 8-27
316-8017	10-11	316-8106	9-27	318-0458	9-33	318-7368	8-21, 8-23, 8-27
316-8018	10-11	316-8107	9-27	318-0459	9-33	318-7369	8-21, 8-23
316-8019	10-11	316-8108	9-27	318-0460	9-33	318-7371	8-21, 8-23, 8-27
316-8020	10-11	316-8109	9-27	318-0461	9-33	318-7382	2-3, 2-9
316-8021	10-11	316-8111	9-27	318-0462	9-33	318-7384	8-19, 8-21, 8-23, 8-29, 8-31, 8-33
316-8022	10-11	316-8112	9-27	318-0463	9-33	318-7386	8-21, 8-23, 8-29, 8-31
316-8024	10-11	316-8113	9-27	318-0464	9-33	318-7389	8-29, 8-33
316-8025	10-11	316-8114	9-27	318-0465	9-33	319-7658	9-43
316-8027	10-11	316-8115	9-27	318-0466	9-33	319-7670	9-39
316-8028	10-11	316-8116	9-27	318-0467	9-33	319-7671	9-39
316-8029	10-11	316-8117	9-27	318-0468	9-34	319-7672	9-39, 9-45
316-8030	10-11	316-8131	9-13	318-0469	9-34	320-7285	5-5
316-8031	10-11	316-8132	9-13	318-0470	9-34	320-7286	5-5
316-8038	10-19	316-8133	9-15	318-0471	9-34	320-7287	5-5
316-8039	10-19	316-8134	9-15	318-0472	9-34	320-7288	5-7, 5-27
316-8040	10-7	316-8135	9-15	318-0473	9-34	320-7289	5-7, 5-27
316-8041	10-29	316-8136	9-15	318-0474	9-33	320-7290	5-7, 5-27
316-8043	10-7	316-8137	9-15	318-2496	10-17	320-7291	5-7, 5-27
316-8044	10-7	316-8143	9-17	318-2498	1-9	320-7293	5-7, 5-27
316-8046	10-4	316-8144	9-17	318-2499	1-9	320-7294	5-7, 5-27
316-8049	1-7	316-8145	9-17	318-2502	8-15, 8-27, 8-29, 8-33	320-7296	5-7, 5-27
316-8050	1-7	316-8146	9-17	318-2504	2-38	320-7297	5-9
316-8053	10-11	316-8147	9-17	318-2507	8-5	320-7298	5-9, 5-29
316-8055	8-9	317-3270	10-7	318-2509	10-4	320-7299	5-9, 5-29
316-8056	8-3	317-6379	10-7	318-2510	10-4	320-7300	5-9, 5-29
316-8058	1-7	317-8722	10-7	318-2512	10-5	320-7301	5-9, 5-29
316-8059	10-5	317-8726	7-11	318-2513	10-5	320-7302	5-9, 5-29
316-8060	1-7	318-0394	7-5	318-2514	10-4	320-7303	5-9, 5-29
316-8061	8-5	318-0395	7-3	318-2516	8-21, 8-27		
316-8063	1-7	318-0396	10-37	318-2517	8-27		
316-8064	1-7	318-0397	7-5				

PART NUMBER INDEX



Part Number	Page	Part Number	Page	Part Number	Page	Part Number	Page
320-7304	5-9, 5-29	320-7372	5-9, 5-29	320-8603	5-5, 5-25	320-9356	5-19, 5-37
320-7305	5-9, 5-29	320-7373	5-9, 5-29	320-8604	5-29	321-7782	4-7
320-7306	5-9, 5-29	320-7374	5-11, 5-31	320-8605	5-19, 5-37	322-0009	9-33
320-7307	5-9, 5-29	320-7375	5-11, 5-31	320-8606	5-19, 5-37	322-0638	8-5
320-7308	5-9, 5-29	320-7376	5-15	320-8607	5-19, 5-37	322-5937	6-9
320-7309	5-9	320-7377	5-15	320-8608	5-5, 5-25	322-5955	4-13
320-7310	5-9	320-7378	5-15	320-8609	5-5, 5-25	322-5958	7-9
320-7311	5-9	320-7379	5-15	320-8610	5-5, 5-25	322-5959	7-9
320-7312	5-9	320-7381	5-15	320-8611	5-5, 5-25	322-5960	7-9
320-7313	5-9	320-7382	5-15	320-8612	5-25	322-5961	7-9
320-7314	5-11	320-7383	5-15	320-8613	5-17, 5-35	322-5962	7-9
320-7315	5-11, 5-31	320-7384	5-17, 5-35	320-8614	5-17, 5-35	322-5963	7-9
320-7316	5-11, 5-31	320-8550	9-15	320-9267	2-9	322-5964	7-9
320-7317	5-13, 5-33	320-8551	9-37	320-9274	2-17	322-5965	7-9
320-7318	5-13, 5-33	320-8553	5-29	320-9289	10-17	322-5966	7-9
320-7320	5-17, 5-35	320-8554	5-29	320-9292	2-21	322-5967	7-9
320-7321	5-17, 5-35	320-8555	5-29	320-9293	2-21	322-5968	6-26
320-7322	5-17, 5-35	320-8556	5-29	320-9294	2-27	322-5969	6-26
320-7324	5-17, 5-35	320-8558	5-31	320-9295	2-27	322-5970	6-26
320-7331	5-5, 5-25	320-8560	5-5	320-9296	2-33	322-5971	6-26
320-7332	5-7, 5-27	320-8561	5-5	320-9297	2-33	322-5972	6-26
320-7334	5-9, 5-29	320-8562	5-5	320-9298	6-23	322-5973	6-26
320-7335	5-17, 5-35	320-8563	5-5	320-9306	10-17	322-5974	6-26
320-7336	5-17, 5-35	320-8564	5-5	320-9307	10-13	322-5976	6-33
320-7337	5-17, 5-35	320-8565	5-19, 5-37	320-9308	10-13	322-5977	6-33
320-7338	5-19, 5-37	320-8566	5-7, 5-27	320-9311	6-19	322-5978	6-33
320-7339	5-19, 5-37	320-8567	5-5, 5-25	320-9314	2-13	322-5980	6-33
320-7340	5-5, 5-25	320-8568	5-7, 5-27	320-9320	10-13	322-5981	6-33
320-7341	5-25	320-8569	5-7, 5-27	320-9322	2-39	322-5983	6-33
320-7342	5-5	320-8571	5-7, 5-27	320-9326	5-21	322-5984	6-33
320-7343	5-11, 5-31	320-8572	5-7, 5-27	320-9327	5-21	322-5985	6-33
320-7344	5-11, 5-31	320-8574	5-7, 5-27	320-9328	5-29	322-5986	6-33
320-7345	5-11	320-8575	5-7, 5-27	320-9329	5-7	322-5987	6-33
320-7346	5-11	320-8576	5-7, 5-27	320-9330	5-7, 5-27	322-5988	6-33
320-7347	5-11, 5-31	320-8577	5-9	320-9331	5-13, 5-33	322-5989	6-33
320-7348	5-11	320-8578	5-9, 5-29	320-9332	9-45	322-5990	6-33
320-7349	5-9, 5-29	320-8579	5-13, 5-33	320-9333	9-45	322-5991	6-33
320-7350	5-21	320-8580	5-13, 5-33	320-9334	9-45	322-5992	6-33
320-73515-5, 5-19, 5-25, 5-37		320-8581	5-13, 5-33	320-9335	5-19, 5-37	322-5993	7-9
320-7352	5-5, 5-25	320-8582	5-17, 5-35	320-9336	5-11, 5-31	322-5998	6-33
320-7353	5-5	320-8583	5-17, 5-35	320-9337	5-19, 5-37	322-7996	8-21
320-7354	5-5, 5-25	320-8584	5-17, 5-35	320-9338	5-5, 5-25	322-7997	9-37
320-7355	5-5, 5-25	320-8585	5-17, 5-35	320-9339	5-11, 5-31	322-7998	9-37
320-7356	5-5, 5-25	320-8586	5-17, 5-35	320-9340	5-19, 5-37	322-8000	4-5
320-7357	5-5, 5-25	320-8587	5-17, 5-35	320-9341	5-5, 5-25	322-8010	8-11
320-7358	5-5, 5-25	320-8588	5-19, 5-37	320-9342	5-5, 5-25	322-8016	8-5
320-7359	5-5, 5-25	320-8589	5-19, 5-37	320-9343	5-5, 5-25	322-8017	4-4, 8-5
320-7360	5-5, 5-25	320-8590	5-31	320-9344	5-5, 5-25	322-8018	8-5
320-7361	5-5, 5-25	320-8591	5-29	320-9345	5-7, 5-27	322-8033	11-7
320-7362	5-25	320-8592	9-45	320-9346	5-7, 5-27	322-8036	11-11
320-7363	5-25	320-8593	9-45	320-9347	5-7, 5-27	322-8037	11-11
320-7364	5-25	320-8594	9-45	320-93485-7, 5-17, 5-27, 5-35		322-8038	11-11
320-7365	5-7, 5-27	320-8595	9-45	320-9349	5-7, 5-27	322-8039	11-11
320-7366	5-7, 5-27	320-8596	9-45	320-9350	5-7, 5-27	322-8040	11-11
320-7367	5-7, 5-27	320-8597	9-45	320-9351	5-7, 5-27	322-8041	11-11
320-7368	5-7, 5-27	320-8599	9-45	320-9352	5-9, 5-29	322-8042	11-7
320-7369	5-7, 5-27	320-8600	9-45	320-9353	5-9, 5-29	322-8050	6-17
320-7370	5-7, 5-27	320-8601	9-45	320-9354	5-9, 5-29	322-8051	6-17
320-7371	5-7, 5-27	320-8602	9-37	320-9355	5-9, 5-29	322-8055	6-23




PART NUMBER INDEX

Part Number	Page	Part Number	Page	Part Number	Page	Part Number	Page
322-8056	6-23	323-7227	7-7	325-5628	10-14	327-5120	2-38, 2-39
322-8057	6-23	323-7228	6-25	325-5659	2-29	327-5534	8-13
322-8058	6-23	323-72313-26, 3-32, 8-3, 9-41		325-7033	2-9	327-5535	8-13
322-8059	6-23	323-7232	10-11	325-7695	6-19	327-5536	8-35
322-8060	6-23	323-7233	10-11	325-7696	6-14	327-6739	5-39
322-8061	6-23	323-7234	4-13	325-7701	10-13	327-7710	11-13, 11-15
322-8062	6-23	323-7235	6-17	325-7704	6-9	327-7711	11-13
322-8063	6-23	323-7236	10-4	325-7706	2-38	327-7712	11-15
322-8064	6-23	323-7237	2-38, 10-4, 10-27, 10-30, 10-51	325-7707	6-9	327-8407	6-11
322-8065	6-23	323-7241	9-45	325-8145	10-7	327-8765	2-9
322-8067	6-23	323-7242	9-39	326-0506	6-19	327-8805	10-14
322-8068	6-23	323-7243	7-5	326-1953	2-3	327-8830	10-13
322-8069	6-23	323-7244	2-19, 2-25, 2-27, 2-31, 2-33	326-1975	11-4	327-8831	10-14
322-8070	6-23	323-7245	2-27, 2-31, 2-35	326-1976	3-3	327-8834	8-27
322-8071	6-23	323-7246	10-7	326-1991	11-4	328-0415	11-7
322-8072	6-23	323-7249	6-4	326-1992	11-4	328-1336	6-29
322-8073	6-23	323-7251	6-29	326-1993	11-4	328-1917	10-14
322-8074	7-3	323-7252	2-21, 2-27, 2-33	326-1994	11-4	328-1919	10-13
322-8075	7-3	323-7254	11-4	326-1995	11-4	328-1923	10-13
322-8076	7-3	323-7255	11-4	326-1997	3-5	328-2508	4-17
322-8077	7-3	323-7256	11-4	326-1998	3-5	328-2509	4-17
322-8078	7-3	323-7257	11-11	326-2002	11-4	328-2514	6-29
322-8080	6-23	323-7259	11-4	326-2007	11-4	328-2515	6-29
322-8081	6-23	323-7261	1-4	326-2008	11-4	328-2516	6-29
323-5594	4-4	323-7262	11-4, 11-13, 11-15	326-2009	11-5	328-3203	10-4
323-5595	1-4	323-7263	2-33	326-2010	11-11	328-3781	2-38
323-5596	1-4	323-7264	2-3, 8-35	326-2012	2-41	328-3782	2-38
323-5599	6-25	323-7265	6-25	326-2013	3-3	328-3911	4-17
323-5601	4-13	323-7364	8-35	326-2014	3-3	328-5240	9-17, 9-19, 9-21, 9-23
323-5603	11-4	323-7365	6-8	326-3326	1-11	328-5242	9-13, 9-15
323-5605	10-7	323-7366	7-3	326-3327	1-11	328-8574	11-5
323-5606	6-26	323-7368	10-7	326-3984	1-9	328-8575	11-5
323-5613	4-19	323-7369	8-13	326-3985	1-9	328-8576	11-5
323-5615	11-4	323-7371	10-5	326-3986	1-9	328-8577	11-5
323-5616	11-4	323-7372	8-23, 8-27	326-4024	11-11	328-8578	11-5
323-5617	10-7	323-7376	8-23, 8-27	326-4025	11-11	328-8579	11-5
323-5618	4-5	323-7377	8-3	326-4026	11-7	328-8579	11-5
323-5619	8-5, 8-13	323-7379	5-45	326-4027	11-7	328-8580	11-5
323-5622	1-11, 2-3, 2-5, 2-9, 2-19, 2-23, 2-25, 2-31, 3-27, 3-33, 3-34, 5-42, 8-13, 8-35	323-7383	11-4	326-6616	1-5	328-8581	11-5
323-5623	8-11	323-7384	11-4	326-6617	1-5	328-8582	11-5
323-5624	8-21, 8-23, 8-27	323-7385	11-4	326-6618	1-5	328-8583	11-5
323-5626	8-21, 8-23, 8-27	323-7386	11-4	326-7838	1-11	328-8584	11-5
323-5628	6-25	323-7387	11-4	326-7839	2-9	328-8585	11-5
323-5629	3-5	323-7388	11-4	326-7841	2-3	328-8780	4-17
323-5635	10-17	323-7403	9-47	326-9026	9-47	328-9688	2-3, 2-5, 2-9, 8-13, 8-21, 8-23, 8-27
323-5642	8-9	323-7404	1-7	327-0090	1-7	328-9692	2-17
323-5643	10-7	323-7405	1-7	327-0092	1-7	329-2964	2-17, 2-21
323-5644	10-7	323-7406	2-41	327-1056	2-41	329-2964	2-17, 2-21
323-5645	10-17	323-7407	2-41	327-1058	2-41	329-3603	10-13
323-5646	10-17	323-7408	2-41	327-1059	2-41	329-3604	6-14
323-5648	10-19	325-4916	5-42	327-1777	5-42	329-3605	6-14
323-5649	10-17, 10-19	325-4917	5-42	327-1781	5-42	329-3606	6-14
323-7221	4-13	325-4918	5-42	327-1782	5-42	329-3612	10-13
323-7222	2-3, 2-9, 2-23	325-4918	5-42	327-1783	5-42	329-3614	8-3
323-7225	2-13, 3-38	325-4927	5-42	327-1784	5-42	329-3615	9-41
		325-4928	5-42	327-1785	5-42	329-3616	6-17
		325-4928	6-4	327-1786	5-42	329-3622	6-4
		325-5071	2-41	327-1786	5-42	329-3624	2-41
		325-5598	6-17	327-4189	7-5	329-3630	11-7
		325-5627	11-5	327-5119	2-38, 2-39		

PART NUMBER INDEX



Part Number	Page	Part Number	Page	Part Number	Page	Part Number	Page
329-3635	11-7, 11-11	330-7168	7-5	331-1453	11-8	335-1614	9-31
329-3636	10-14	330-7169	7-5	331-1455	11-8	335-1615	9-31
329-3637	6-14	330-7171	7-5	331-1458	11-7	335-1616	9-31
329-3638	10-13	330-7172	7-5	331-1460	11-8	335-2084	9-47
329-3640	8-3	330-7623	9-19	331-1571	10-13	335-2086	9-47
329-3641	10-11	330-7624	9-23	331-1572	10-13	335-2088	9-47
329-3642	10-11	330-7889	11-4	331-1664	8-15, 8-21, 8-23, 8-24, 8-31	335-2155	8-37
329-3643	10-11	330-8106	11-4	331-1665	8-3, 8-11	335-2156	8-37
329-3644	10-11	330-8285	3-26, 3-32	331-2374	2-9	335-2157	8-37
329-3649	6-30	330-8286	3-26	331-9914	6-33	335-8022	3-37
329-3650	6-29	330-8287	3-26	332-0847	9-11	335-8023	3-26, 3-32
329-3651	6-30	330-8290	3-26, 3-32	332-0850	9-11	335-8024	3-26, 3-32
329-3652	6-30	330-8291	3-26, 3-32	332-1348	3-37	335-8025	3-34, 11-8
329-3662	6-4	330-8292	3-26, 3-32	332-3057	10-14	335-8026	3-37
329-3663	6-14	330-8293	3-26, 3-32	332-3058	10-13, 10-51	335-8027	10-21
329-3664	6-14	330-8294	3-26, 3-32	332-7539	8-35	335-8028	3-34
329-3666	2-9	330-8295	3-26, 3-32	332-7540	4-17	335-8029	3-34
329-3667	11-4	330-8296	9-31	333-0054	9-11	335-8030	3-34
329-3668	2-9	330-8298	3-26	333-0055	9-11	335-8031	3-34
329-3737	7-5	330-8301	3-26	333-0056	9-11	335-8032	3-34
329-3773	2-23, 2-25	330-8302	3-26, 3-32	333-0057	9-11	335-8033	3-34
329-3833	2-38	330-8303	3-26, 3-32	333-0058	9-11	335-8034	3-34
329-4338	6-11	330-8306	3-27, 3-33	333-0059	9-11	335-8035	3-34
329-4339	6-14	330-8307	3-27, 3-33	333-0063	9-11	335-8036	3-34
329-4342	6-11	330-8308	3-27, 3-33	333-0064	9-11	335-8037	3-34
329-5277	3-3	330-8313	3-27	333-0065	9-11	335-8038	3-34
329-5283	3-3	330-8316	3-37	333-3178	4-5	335-8039	3-34
329-5284	3-3	330-8318	3-37	333-5572	8-13	335-8040	3-34
329-5285	7-5	330-8319	3-27, 3-33	333-7273	8-3	335-8041	3-37
329-5286	7-5	330-8320	3-32	333-7298	11-8	335-8042	3-37
329-5287	6-21	330-8321	3-32	334-0333	3-7	335-8043	3-37
329-5288	6-21	330-8323	3-33	334-0366	10-15	335-8044	3-37
329-5289	6-21	330-8324	3-33	334-0367	10-14	335-8045	3-37
329-5290	6-21	330-8325	3-28, 3-34	334-0759	4-13	335-8046	3-34
329-7279	1-4, 1-9, 8-35	330-8327	3-28, 3-34	334-0760	4-13	335-8047	11-13
329-7280	4-5	330-8923	5-42	334-3738	9-43	335-8048	3-34
329-8511	10-7	331-0108	2-9	334-4101	10-41	335-8049	3-34
330-3663	2-3	331-0109	2-9	334-4102	10-39	335-8050	10-21
330-3670	2-41	331-0895	3-26	334-4127	10-25	335-8051	10-21
330-3671	2-41	331-0896	3-32	334-4129	10-14	335-8052	3-37
330-4254	10-14	331-0901	3-27, 3-33	334-5866	10-25, 10-27, 10-29	335-8055	11-13, 11-15
330-4256	8-21	331-0902	3-33	334-5867	10-25	335-8056	11-13, 11-15
330-4257	8-27, 8-33	331-0904	3-27, 3-33	334-5870	10-35, 10-39, 10-41, 10-53	335-8057	11-13, 11-15
330-4258	2-39, 8-24, 8-29, 8-33	331-0905	3-27, 3-33	334-5871	10-25, 10-27, 10-29, 10-33, 10-35, 10-37, 10-39, 10-41, 10-45	335-8058	3-37, 10-21
330-4259	2-5, 2-9	331-0906	3-27, 3-33	334-5872	10-29, 10-37, 10-39, 10-41	335-8059	11-13, 11-15
330-4261	10-14, 10-21	331-0908	8-37	334-5873	10-29	335-8060	3-37
330-4301	11-4	331-0911	3-27, 3-33	334-5876	10-33, 10-43	335-8061	3-37
330-4302	11-4	331-0913	3-27	334-5961	10-29	335-8062	3-37
330-4303	11-11	331-0915	3-27, 3-33	335-1495	10-25	335-8063	3-37
330-4304	11-4	331-0916	3-28, 3-34	335-1499	10-27, 10-29	335-8064	3-37
330-4772	10-45	331-0917	3-28, 3-34	335-1516	10-29, 10-41	335-8065	3-27, 3-33
330-4773	2-39	331-0918	3-28, 3-34	335-1612	9-31	335-8066	3-27, 3-34
330-4916	4-13	331-0926	8-37	335-1613	9-31	335-8067	3-37
330-4918	4-13	331-0927	8-37			335-8068	3-33
330-6888	7-5	331-0929	8-37			335-8071	3-37
330-6889	7-5	331-0929	8-37			335-8072	3-37
330-6890	7-5	331-0930	8-37			335-8074	3-27
330-6891	1-4	331-0931	10-21			335-8075	3-37
		331-0932	10-21			335-8076	3-37
		331-0933	8-37				



PART NUMBER INDEX

Part Number	Page	Part Number	Page	Part Number	Page	Part Number	Page
335-8077	3-27, 3-34	337-6271	9-11	344-4716	11-6	348-1601	2-15
335-8078	3-27	337-6456	10-8	344-4717	11-6	348-1602	2-15
335-8079	3-37	337-6457	10-8	344-4718	11-6	348-1603	2-15
335-8080	3-27	337-6458	10-8	344-4719	11-6	348-1604	2-15
335-8081	11-13, 11-15	337-7045	8-17, 8-19	344-4720	11-6	348-1605	2-15
335-8082	3-37	337-7048	9-33	344-4721	11-6	348-1606	2-5
335-8085	3-34	337-7695	4-5	344-4722	11-6	348-1607	2-5
335-8086	3-37	337-7696	4-5	344-4723	11-6	348-1608	2-15
335-8087	3-37	337-8663	2-21, 2-23, 2-33	344-4724	11-6	348-1609	2-15
335-8088	3-37	338-1395	9-41	344-4725	11-6	348-1610	2-5
335-8089	3-37, 10-21	338-8861	10-14	344-4726	11-6	348-1611	2-5
335-8090	10-21	338-8862	10-4	344-4727	11-6	348-1612	2-5, 2-19, 2-25, 2-31, 2-35
335-8091	11-13, 11-15	339-3019	8-37	344-4728	11-6	348-1614	2-6
335-8092	3-37	339-3021	10-21	344-4729	11-6	348-1615	9-9
335-8093	3-37	339-3024	10-21	344-4730	11-6	348-1616	2-19
335-8094	3-37	339-4311	11-5, 11-6, 11-7	344-4731	11-6	348-1617	2-35
335-8095	10-14	339-4312	11-5, 11-6	344-4902	10-8	348-1618	2-5
335-8096	3-37	339-5884	8-15	344-4903	7-5	348-1619	8-31
335-8098	3-27	339-5885	8-15	346-0763	1-4	348-1620	8-24
336-2802	11-13, 11-15	339-8840	2-38	346-0764	1-4	348-1623	8-17
336-2803	3-33	340-2303	10-22	347-1645	2-38	348-1624	8-17
336-2804	3-27, 3-33	340-2304	10-11	347-2166	5-7, 5-27	348-1626	8-31
336-2805	3-34	340-5927	9-45	347-2189	10-21	348-1631	2-19
336-2806	3-37	341-7094	10-21	347-2210	7-5	348-1633	8-31
336-2807	3-37	341-7586	6-11	347-2211	7-5	348-1636	8-17
336-3835	11-13	341-7589	10-11	347-2212	7-5	348-1639	8-13
336-3836	11-13	341-75906-8, 6-11, 6-14, 10-8		347-3126	11-8	348-1640	8-13
336-3837	11-15	342-2591	1-7	347-4576	6-8	348-1643	2-5
336-3838	11-15	342-3862	8-37, 10-8	347-4578	2-6, 3-27, 3-33, 4-9, 4-13, 6-29	348-1644	8-23
336-6929	2-23	342-4191	11-8	347-4579	6-26	348-1645	2-25
336-6930	2-23	342-4192	11-8	347-4580	6-14	348-1646	2-31
336-6931	2-17, 2-23, 2-29, 2-33	342-4193	11-7	347-4582	6-25	348-1647	2-6
336-6933	8-15	342-4195	11-8	347-4587	6-25	348-1648	2-6
336-6934	2-23	342-4196	11-8	347-4588	10-7	348-3529	8-33
336-6935	2-23	342-4197	11-8	347-4594	6-26	348-3530	8-33
336-6936	10-14	342-7561	10-8	347-4596	6-11	349-1079	5-13, 5-33
336-6937	8-29	342-7562	10-8	347-4597	6-8	349-1080	5-13, 5-33
336-7618	1-4	342-7563	10-8	347-4598	6-14	349-1081	5-15
336-7620	1-5	342-9594	8-27	347-4598	6-14	349-1082	5-17, 5-35
336-8810	3-27, 3-33	342-9595	8-33	347-6535	6-26	349-1083	5-21
336-8811	3-26, 3-32	343-5890	10-21	347-6536	10-8	349-1084	5-21
336-8812	3-27, 3-33	343-7037	1-7	347-8826	9-33	349-1085	5-21
336-9263	4-13	343-7038	1-7	347-8827	9-33	349-1086	5-21
336-9265	4-13	343-7039	1-7	347-8828	9-33	349-1087	5-21
336-9266	4-13	343-7040	1-7	347-8829	9-34	349-1088	5-5
336-9267	4-13	343-7041	1-7	347-8838	8-13	349-1089	5-7, 5-27
337-5000	2-23, 2-29	343-7042	1-7	348-0802	11-5	349-1090	5-7, 5-27
337-6258	8-19	343-7043	1-7	348-0803	11-5, 11-7	349-1092	5-25
337-6259	8-19	343-7044	1-7	348-0804	11-5	349-1093	5-25
337-6260	8-19	343-7045	1-7	348-0805	11-5	349-1094	5-25
337-6261	8-19	343-7046	1-7	348-0806	11-5	349-1095	5-7, 5-27
337-6262	8-19	343-7047	3-23	348-0807	11-5	349-1426	4-9
337-6264	8-19	343-7048	3-23	348-0808	11-5	349-3304	7-5
337-6265	8-19	343-7049	8-15	348-0809	11-5	349-3305	7-5
337-6266	8-19	343-7050	11-15	348-0810	11-5	349-3616	2-5
337-6267	8-19, 8-33	343-7429	6-14	348-0811	11-5	349-3617	2-5
337-6268	8-19	344-3264	7-5	348-0812	11-5	349-5955	9-23
337-6269	2-9	344-3269	7-5	348-0813	11-5	349-5956	9-23
		344-3271	7-5	348-1600	2-15		

PART NUMBER INDEX



Part Number	Page	Part Number	Page	Part Number	Page	Part Number	Page
349-5957	9-23	353-3579	2-19	356-2146	9-19, 9-21	361-9121	5-7, 5-27
349-5958	9-23	353-3580	2-19, 2-25, 2-31	356-2147	9-19, 9-21	362-0350	11-8
349-5959	9-23	353-4451	10-14	356-2148	9-17, 9-19, 9-21	362-0360	11-8
349-9177	10-21	353-4453	2-9	356-2149	9-19, 9-21	362-0361	11-8
349-9178	10-21	353-4830	8-23	356-2150	9-17, 9-19, 9-21	362-4916	10-25
349-9179	10-21	353-4832	10-14	356-2151	9-19, 9-21	362-4931	10-39, 10-41
350-2962	1-5	354-0474	3-23	356-3878	10-21	362-4932	10-39
350-4301	8-27	354-0475	3-23	356-3879	2-6	362-4935	10-39
351-1589	2-9	354-0488	3-27, 3-33	356-3881	2-6	362-6351	10-27, 10-29
351-2518	3-3	354-1179	10-48	356-3883	2-6	362-6352	10-25, 10-27, 10-29,
351-2519	3-3	354-1180	10-48	356-7069	11-6		10-33, 10-35,
351-2520	3-7	354-1181	10-48	356-7070	11-6		10-39
351-2521	3-3	354-1183	10-48	356-7071	11-6	362-6353	10-27, 10-29
351-2522	3-9	354-1184	10-48	356-7072	11-6	362-6354	10-27, 10-29
351-2523	3-9	354-1188	10-48	357-3304	3-23	362-6355	10-27, 10-29
351-2592	2-9	354-1189	10-48	357-6217	4-4	362-6356	10-27, 10-29
351-3134	11-5, 11-7	354-2622	3-19	357-6218	4-4	362-6357	10-27, 10-29
351-4649	10-13	354-3135	11-5	357-7889	2-21, 2-27	362-6358	10-25, 10-27, 10-29
351-7203	2-19	354-3136	11-5	357-7890	2-21, 2-27	362-6361	10-27, 10-30
351-7204	2-35	354-3137	11-5	357-8648	11-8	362-6362	10-27, 10-30, 10-53
352-2625	2-19	354-3138	11-5	357-8649	11-6	362-6363	10-27, 10-30
352-2626	2-19, 2-25, 2-35	354-3140	11-5	357-8650	11-6	362-6364	10-27, 10-30
352-2627	2-31	354-3142	11-6	357-8651	11-6	362-6365	10-27, 10-29
352-2628	2-19	354-3143	11-6	357-8652	11-6	362-6366	10-27, 10-29
352-2629	2-25, 2-35	354-3144	11-6	357-8653	11-6	362-6367	10-27, 10-29
352-2630	2-19, 2-25	354-3145	11-5	357-8654	11-6	362-8015	11-4
352-2631	2-25, 2-31	354-3146	11-5	357-8655	11-6	362-8035	10-27, 10-30, 10-37
352-2632	2-25	354-3147	11-5	357-8669	11-7	362-8036	10-43
352-2633	2-31	354-3148	11-6	357-8686	11-7	362-8038	10-25, 10-27, 10-30
352-2634	2-31	354-3149	11-6	357-8687	11-7	362-8040	10-27, 10-29
352-2635	2-25	354-3150	11-6	357-8688	11-7	362-8041	10-27, 10-29
352-2636	2-31	354-3151	11-6, 11-7	357-8689	11-7	362-8042	10-39, 10-41
352-2637	2-25, 2-31	354-7618	3-27, 3-33	357-8690	11-7	363-4197	11-7
352-2638	2-6	354-8551	1-4	357-8691	11-7	363-4198	11-7
352-2639	2-25, 2-31	354-8578	1-4	357-8694	11-8	363-4199	11-7
352-2640	2-25, 2-31, 2-35	355-6795	7-5	358-2591	2-19	363-4200	11-7
352-2641	2-31, 2-35	355-7003	10-14	358-2592	2-5	363-4201	11-7
352-2642	2-25	356-0673	9-9	358-7687	5-19, 5-37	363-4202	11-7
352-2643	2-25	356-0676	2-5	358-9910	6-26	363-4203	11-7
352-2644	2-25, 2-35	356-1169	9-19, 9-21	358-9922	6-33	363-4204	11-7
352-2645	2-31, 2-35	356-1170	9-13	361-2855	9-9	363-4205	11-7
352-2646	2-31, 2-35	356-2126	9-13	361-5236	6-3	363-4206	11-7
352-2647	2-25	356-2127	9-13	361-5237	6-3	363-4207	11-7
352-2648	2-25	356-2128	9-13	361-5241	6-3	363-4232	11-7
352-2649	2-25	356-2129	9-13	361-5242	6-3	363-4233	11-7
352-2650	2-19, 2-25, 2-31, 2-35	356-2130	9-13	361-5243	6-3	363-6954	11-11
352-2651	2-25	356-2131	9-9	361-5244	6-3	363-6955	11-11
352-2652	2-25, 2-31	356-2132	9-9	361-5251	6-3	363-6956	11-11
352-2654	2-6	356-2133	9-9	361-5255	10-8	363-6957	11-11
352-2655	2-31, 2-35	356-2134	9-9	361-7853	10-51	363-7217	8-24
352-2656	10-14	356-2136	9-9	361-7854	10-48, 10-53	363-7218	8-24
352-4117	3-5	356-2137	9-9	361-7855	10-48, 10-53	363-7219	8-24
352-4118	11-8	356-2138	9-9	361-7856	10-51	363-7220	8-24
352-4193	6-25	356-2140	9-9	361-8838	1-4	363-7221	8-24
353-3576	2-25, 2-35	356-2141	9-9	361-8839	1-5	363-7222	8-24
353-3577	2-19, 2-25, 2-31, 2-35	356-2142	9-9	361-8840	1-5	363-7223	8-24
353-3578	2-25, 2-31, 2-35	356-2143	9-9	361-8841	1-4	363-7225	8-24
		356-2144	9-19, 9-21	361-9119	5-7, 5-27	363-7226	8-24
		356-2145	9-19, 9-21	361-9120	5-7, 5-27	364-1711	8-23




PART NUMBER INDEX

Part Number	Page	Part Number	Page	Part Number	Page	Part Number	Page
364-1712	8-23			7R-3462	6-15		10-21
364-5681	6-25	5K-8451	8-3, 8-5	7W-2326	4-4, 4-7	8T-4121	3-7, 3-9, 3-17
366-1208	8-31	5M-2894	1-7, 2-39	7X-0586	6-15	8T-4122	3-11, 3-13, 3-15
366-1209	8-31	5N-9303	4-7	7X-0632	1-11, 2-3, 2-5, 2-9, 8-13, 8-21, 8-23, 8-27, 8-35	8T-4123	1-13, 10-19
366-1210	8-24, 8-31	5P-0597	8-3			8T-4131	1-13, 2-13, 2-25, 2-31, 2-35
366-2188	6-25	5P-0743	4-4	7X-0818	8-19, 8-21, 8-23, 8-29, 8-31, 8-33	8T-4132	4-5
366-2191	6-11	5P-1717	4-17			8T-4133	7-7, 7-11
366-2194	6-11	5P-2230	8-5	7X-2533	3-26, 3-32, 8-19	8T-4133	3-9
366-2195	6-11	5P-4116	6-19, 6-21, 6-23	7X-2534	3-7, 10-7	8T-4136	1-5, 1-7, 2-17, 2-25, 2-31, 2-35, 3-26, 3-32, 4-5, 4-9, 6-8, 6-29, 7-5, 8-3
368-0534	6-3	5P-4868	8-3	7X-2534-19	8-21, 8-29, 8-33		
368-0535	6-3	5P-6718	4-4	7X-2535	3-33		
368-0536	6-3	5P-8282	6-23	7X-2536	3-26, 3-32		
368-0537	6-3	5P-8500	10-7	7X-2537	6-14, 6-29		
368-1838	10-41	5P-9940	6-23	7X-2538	3-3	8T-4137	1-4, 1-7, 2-3, 2-25, 2-31, 2-35, 3-34, 4-9, 4-13, 4-19, 6-29, 8-5, 8-21, 8-23, 10-8
368-1840	10-13	5W-1341	6-9	7X-2543	1-11		
368-2800	10-8	5W-1386	5-45	7X-2553	1-7		
368-2801	10-8	5W-14171-9	3-26, 3-32, 3-34, 6-19, 10-8, 10-13	7X-2555	3-26, 3-32		
368-2822	10-8			7X-2564	1-9		
368-2823	10-13	5W-4957	10-27, 10-30, 10-33	7X-7888	3-26, 3-32	8T-4138	3-26, 3-32, 4-4, 4-13, 6-29, 6-30, 10-8, 10-21, 10-48
368-4133	11-5	5W-5038	6-8, 6-17, 10-7, 10-14, 10-51	7Y-1858	6-4		
368-4134	11-5			7Y-1904	2-9	8T-4139	2-5, 2-19, 2-27, 2-31, 2-41, 3-5, 3-32, 3-34
368-5765	11-5, 11-6, 11-7	5W-8686	3-37	7Y-2174	4-5		
368-5909	1-4	5W-9934	4-17	7Y-7389	10-4	8T-4141	10-19
368-9616	10-27, 10-29, 10-33	6D-0337	5-45	8C-6354	10-7	8T-4167	7-7, 7-11
368-9657	10-14	6D-1641	6-29, 8-5	8C-6433	8-9	8T-4171	6-8, 6-19, 10-21
3B-4503	1-5, 6-8	6D-3479	4-13	8C-8451	3-13	8T-4174	4-5
3B-5317	3-13	6F-7036	3-27, 3-33	8C-8478	1-9	8T-4179	2-25, 2-31, 2-35
3B-8488	3-9	6F-7045	10-5	8H-5303	10-5	8T-4182	8-3
3B-8489	3-7, 3-13	6H-3973	7-7, 7-11	8H-5306	10-5	8T-4182	3-17
3E-4892	4-5	6I-1418	10-5	8I-3959	3-13	8T-4183	3-33
3E-4924	4-5	6K-9632	6-17	8I-4641	10-8	8T-4185	4-4, 8-3
3E-8320	10-4	6R-3320	8-17	8I-5314	1-7	8T-4186	2-5, 2-31, 4-19, 9-41
3F-5108	3-11, 3-13, 3-15	6S-8620	4-9	8Q-6229	3-9	8T-4186	3-7, 3-9
3K-0360	4-4	6V-2315	7-5	8T-0119	4-4	8T-4189	1-7, 2-9, 2-38, 3-23, 4-13, 4-17, 6-8, 8-3, 10-13
3K-6113	6-23	6V-3265	10-13, 10-14, 10-21	8T-0328	1-5		
3S-2093	2-38, 10-4, 10-7, 10-14	6V-4298	3-33	8T-0389	1-11, 3-23, 3-26, 3-32, 4-13, 6-29		
3T-0849	8-27, 8-33	6V-5192	8-9	8T-0707	3-9	8T-4191	1-11, 4-9, 8-35
3T-5760	10-4	6V-5218	2-38	8T-1114	3-9	8T-4192	2-25, 2-31, 2-35
4D-5980	10-7	6V-7238	4-4	8T-1158	2-17, 2-21	8T-4192	3-7, 3-9
4J-1888	3-13	6V-7357	1-9, 2-23, 10-21	8T-1891	3-13	8T-4193	3-7
4K-0367	3-11, 3-13, 3-15	6V-7742	1-4, 6-4, 8-35	8T-1892	3-13	8T-4194	3-3
4P-7581	4-5	6V-7743	6-15	8T-3490	6-33	8T-4195	1-5, 1-7, 2-19, 2-25, 3-33, 4-4, 4-11, 4-19, 6-33, 10-19
4V-5091	6-26	6V-77443-17	8-21, 8-23, 8-27	8T-3844	8-19		
5C-2890	1-7, 1-9, 2-6, 4-4, 4-13, 6-8, 6-29, 8-21, 8-27, 8-29, 8-35, 10-14, 10-17, 10-19, 10-21, 10-48	6V-8187	3-26, 3-32	8T-4121	1-4, 1-5, 1-7, 1-11, 2-17, 2-19, 2-21, 2-23, 2-25, 2-27, 2-29, 2-31, 2-33, 2-35, 3-26, 3-32, 3-34, 4-4, 4-5, 4-9, 4-11, 4-13, 4-19, 6-8, 6-29, 6-33, 7-5, 8-3, 8-5, 8-13, 8-21, 8-23, 8-27, 8-33, 8-35, 9-41, 10-8, 10-13, 10-19,		
5C-72611-7	3-34, 4-11, 4-13, 4-17, 6-19, 6-29, 7-11, 10-14, 11-8	6V-8200	2-19, 2-25, 4-4			8T-4195	9-41
5C-8312	6-17	6V-8213	2-38, 3-34			8T-4196	3-17
5C-95532-6	3-26, 4-13, 6-29, 10-17, 10-48	6V-8214	6-15			8T-4198	8-21, 8-23, 8-27
5C-9553	4-11	6V-8754	3-9			8T-4199	2-23
5D-1026	4-4, 4-9, 4-13, 6-29,	6V-8757	3-9			8T-4200	4-5, 6-14, 6-17, 6-25, 9-41
		6V-8790	8-19			8T-4205	1-5, 1-7, 2-6, 2-23,
		6V-9189	6-15				
		6V-9189	3-3				
		6V-9672	10-13				
		6V-9673	6-14				
		7I-8935	10-48				
		7J-9108	8-24, 8-31				
		7K-1181	10-4, 10-7, 10-14, 10-17, 10-48				

PART NUMBER INDEX



Part Number	Page	Part Number	Page	Part Number	Page	Part Number	Page
	4-4, 4-11, 4-13, 6-8, 6-14, 6-29, 8-15, 8-19, 8-21, 8-23, 8-27, 8-29, 8-33, 8-35, 8-37, 10-4, 10-7, 10-8, 10-17, 10-19, 10-21, 10-48	8T-7547	3-32, 3-33, 4-17, 6-19, 6-29				
8T-4205	3-7, 3-13	8T-7547	10-21				
8T-4223	2-5, 2-9, 2-17, 2-21, 2-23, 2-27, 2-29, 2-33, 3-32, 3-34, 4-4	8T-8737	10-4				
8T-4223	2-3, 3-3, 3-7, 3-9	8T-9530	3-23				
8T-4224	1-7, 2-9, 2-13, 2-23, 2-38, 3-23, 3-26, 3-32, 3-34, 4-5, 4-11, 4-13, 4-17, 6-8, 6-11, 6-14, 6-17, 6-19, 6-25, 6-29, 7-11, 8-3, 8-5, 8-19, 8-21, 8-23, 8-29, 8-31, 8-33, 9-41, 10-4, 10-5, 10-14, 10-15, 10-21, 11-8	8T-9655	10-5				
8T-4224	3-7	8U-2552	4-4				
8T-4244	2-3, 2-5, 2-9, 2-41, 3-27, 3-33, 3-34	8U-6378	10-7				
8T-4244	3-3	8U-6379	10-7				
8T-4648	3-27	8U-6380	10-7				
8T-4778	3-26, 3-32	9F-5644	10-5				
8T-4779	4-5	9M-7958	8-37				
8T-4815	7-11	9N-0869	10-5				
8T-4908	1-4, 1-7, 1-9, 3-33, 4-13, 6-19, 6-21, 6-23, 6-25, 6-29, 8-5, 10-14	9R-1004	3-9				
8T-4908	2-38	9R-1005	3-9				
8T-4910	3-32	9R-1499	11-7				
8T-4956	2-31	9R-2806	7-11				
8T-4970	10-13	9R-2807	7-11				
8T-4971	1-5, 8-15, 8-21, 8-27, 8-29, 8-33, 10-48	9R-4668	3-13				
8T-5436	6-29	9R-4676	3-13				
8T-5439	1-4, 5-45	9R-4677	3-13				
8T-6381	1-4, 6-4	9R-4678	3-13				
8T-6466	4-5	9R-5320	3-11, 3-13, 3-15				
8T-6726	4-17	9R-9925	8-6				
8T-6868	3-19, 3-21	9T-4006	3-13				
8T-6869	3-7	9V-2714	3-19				
8T-6870	4-11	9V-2715	3-19				
8T-6912	10-5	9V-6588	3-7				
8T-7329	3-26, 3-32	9W-1442	10-7				
8T-7329	3-26, 3-32, 8-17, 8-21, 8-23, 8-27	9W-1446	10-7				
8T-7514	6-19	9W-1951	10-27, 10-29				
		9X-2039	2-29				
		9X-20402-21, 2-23, 2-27, 3-13					
		9X-2041	2-23, 2-29, 2-33, 8-29, 8-33				
		9X-2480	2-19, 11-8				
		9X-3404	10-4				
		9X-6032	3-26, 3-32				
		9X-6772	4-21				
		9X-8257	3-7				
		9X-8267	6-15				
		KENR6248	4-7				
		KENR6249	4-7				
		KENR6900	4-7				
		SEBU8327	4-7				



PART NUMBER INDEX

Part Number	Page	Part Number	Page	Part Number	Page	Part Number	Page
-------------	------	-------------	------	-------------	------	-------------	------



31200488

CATERPILLAR®